



TRINDEL

Risk Management for Rural Counties

A Joint Powers Authority Established in 1980

October 2, 2024

Board of Directors Regular Meeting

Agenda

PRESIDENT

Nichole Williamson

VICE-PRESIDENT

Henie Ring

SECRETARY

Van Maddox

OFFICER (PAST PRESIDENT)

Chester Robertson

OFFICER

Travis Goings

EXECUTIVE DIRECTOR

Andrew Fischer

GENERAL COUNSEL

Charles McKee

Location:

Tenaya Lodge
Evergreen Room
1122 CA-41
Fish Camp, CA 93623

Date:

Wednesday, October 2, 2024

Time:

Board)

9:00 AM – 4:00 PM Estimate (End time at discretion of the

ORDER OF BUSINESS

As to each agenda item, the Board may take action, give direction and/or receive informational reports.

1. Call to Order:

2. Roll Call:

Article IV, Section 3. Of the Bylaws: Quorum-A majority of the Directors holding office shall constitute a quorum for the transaction of business at any meeting. All actions of the Board shall require the affirmative vote of a majority of the members at a meeting duly held at which a quorum is present.

3. Public Comment:

Matters under the jurisdiction of the Board, whether or not on the posted Final Agenda, may be addressed by the general public at this time. The total amount of time for public comment is limited to no more than fifteen minutes, at the discretion of the President. The President, with consensus of the Board, may establish reasonable regulations including, but not limited to, limiting the amount of time allocated for a particular issue and for each speaker. No action is to be taken or substantive discussion pursued on matters not on the posted Final Agenda. Clarifying questions and answers may be allowed.

4. Consent Calendar:

- a. Approve May 2, 2024 Board of Directors Meeting Minutes
- b. Approve June 12, 2024 Board of Directors Meeting Minutes
- c. Approve Check Register& Invoices from the fourth quarter 2023-24.
(Andy)

Reports

- 5. **Committee Reports:** *Claims Review Committee, and Executive Committee. Discuss and provide direction as appropriate. (Andy)*
- 6. **Staff Reports:** *Risk Control (Rachael), Liability/Property (Penny), Workers' Compensation (Anita), and Administration (Jack). Discuss and provide direction as appropriate.*
- 7. **Treasurer's Report as of 6/30/2024:** *Review of our current holdings in the applicable bank accounts, investment pools, Chandler, and our self-directed portfolio. Discuss and provide direction as appropriate. (Jack and Kevin Webb)*
- 8. **Report on Law Enforcement Taskforce:** *Report on activities of newly created Law Enforcement Taskforce since last meeting. Discuss and provide direction as appropriate. (Rachael)*
- 9. **Report on recognition for 2023 Annual Comprehensive Financial Report (ACFR):** *Report on status of application to GFOA for Certification of Achievement for Excellence in Financial Reporting. Discuss and provide direction as appropriate. (Jack)*
- 10. **Report and demonstration of new hire orientation video for members:** *Report and demonstration of new hire orientation video for members. Discuss and provide direction as appropriate. (Rachael)*
- 11. **Report on progress of communication plan:** *Report on communication plan progress since last meeting. Discuss and provide direction as appropriate. (Andy)*
- 12. **Alliant and PRISM Report:** *Report on activities of PRISM and Alliant for Trindel excess program coverages. Discuss and provide direction as appropriate. (Gina Dean and Kevin Bibler)*

Programs

13. **Workers' Compensation Program Overview 2023-24:** *Review of workers' compensation funding, excess insurance, and program performance for 2023-24 fiscal year. Discuss and provide direction as appropriate. (Andy)*
14. **General Liability Program Overview 2023-24:** *Review of general liability funding, excess insurance, and program performance for 2023-24 fiscal year. Discuss and provide direction as appropriate. (Andy)*
15. **Property Program Overview 2023-24:** *Review of property program funding, excess insurance, and program performance for 2023-24. Discuss and provide direction as appropriate. (Andy)*
16. **Miscellaneous Programs Overview 2023-24** *Review of miscellaneous programs premiums, funding, and performance. Discuss and provide direction as appropriate. (Andy)*
17. **Risk Control Audit Results 2024:** *Report on results of the 2024 Risk Control Audit. Discuss and provide direction as appropriate. (Rachael)*
18. **Return of Funds 2023-24:** *Consider adopting the return of funds calculation as presented for fiscal year 2023-24. Discuss and provide direction as appropriate. (Andy)*

General Business

19. **Financial Statements and budgets to actual as of 6/30/2024:** *Review of statement of revenues and expenses, statement of net position, and budgets to actual as of 6/3/2024. Discuss and provide direction as appropriate. (Jack)*
20. **Additional Time Off Policy:** *Update to additional time off policy. Discuss and provide direction as appropriate. (Andy)*
21. **Future Meetings:** *Select date and location for February, and June regularly scheduled meetings. Discuss and provide direction as appropriate. (Andy)*

Closed Session

22. **Public employee discipline/dismissal/release – Government Code Section 54957.**
23. **Report out of Closed Session:**
24. **Adjournment:**

Disability Access: The meeting room is wheelchair accessible and disabled parking is available at the meeting location. If you are a person with a disability and you need disability-related modification or accommodations to participate in this meeting, please contact the Executive Director at (phone) 530-623-2322, (fax) 530-623-5019 or (email) afischer@trindel.org. Requests for such modifications or accommodations must be made at least two full business days before the start of the meeting.



CALL TO ORDER

1.



ROLL CALL

2.

CALL MEETING TO ORDER

Alpine County	Nichole Williamson Klaus Leitenbauer	Plumas County	Travis Goings Debra Lucero
Colusa County	Kaline Moore Ignacio Prado	San Benito County	Ray Espinosa Henie Ring
Del Norte County	Neal Lopez Randy Hooper	Sierra County	Van Maddox Judi Behlke
Lassen County	Richard Egan Samantha McMullen	Sutter County	Nate Black Jason Claunch
Modoc County	Chester Robertson Tex Dowdy	Tehama County	Gabriel Hydrick Coral Ferrin
Mono County	Sandra Moberly Jay Sloane	Trinity County	Suzie Hawkins Trent Tuthill
		Total Member Entity's present _____ (7 members are required to hold a quorum)	

Other people present:

ESTABLISHMENT OF A QUORUM

Article IV, Section 3. Of the Bylaws: Quorum-A majority of the Directors holding office shall constitute a quorum for the transaction of business at any meeting. All actions of the Board shall require the affirmative vote of a majority of the members at a meeting duly held at which a quorum is present.



PUBLIC COMMENT

3.

Allow public to address the Board of Directors:

Matters under the jurisdiction of the Board, whether or not on the posted Final Agenda, may be addressed by the general public at this time. The total amount of time for public comment shall be no more than fifteen minutes. The President, with consensus of the Board, may establish reasonable regulations including, but not limited to, limiting the amount of time allocated for a particular issue and for each speaker. No action is to be taken or substantive discussion pursued on matters not on the posted Final Agenda.

CONSENT CALENDAR

4.

- **Approve May 2, 2024 Board of Directors Meeting Minutes:** *They were sent out to the Board for review on June 25, 2024.*
- **Approve June 12, 2024 Board of Directors Meeting Minutes:** *They were sent out to the Board for review on June 21, 2024*
- **Approve Check Register & Invoices from the fourth quarter 2023-24:** *An action item to approve check register and invoices from the fourth quarter of fiscal year 2023-24.*



TRINDEL

Risk Management for Rural Counties

A Joint Powers Authority Established in 1980

May 2-3, 2024

Special Board of Directors Meeting Minutes

PRESIDENT

Nathan Black

VICE-PRESIDENT

Nichole Williamson

SECRETARY

Van Maddox

OFFICER (PAST PRESIDENT)

Chester Robertson

OFFICER

Travis Goings

EXECUTIVE DIRECTOR

Andrew Fischer

GENERAL COUNSEL

Charles McKee

Location: RCRC, Conference Room, 1215 K Street, Suite 1650, Sacramento,
CA 95814

Zoom:

<https://us06web.zoom.us/j/89562322499>

Teleconference Locations		CA Gov. Code 54953	
	Director/Alternate		
Trindel		51 Arbuckle Ct/ Weaverville, CA 96093	
Colusa County	Ignacio Prado	250 5th Street, Colusa, CA 95932	
Del Norte County	Neal Lopez	981 H Street, Suite 210, Crescent City, CA 95531	
Trinity County	Trent Tuthill	11 Court Street, Room 230, Weaverville, CA 96093	
Mono County	Jay Sloane	1290 Tavern Road, Mammoth Lakes, CA 93546	

Day 1

Date: May 2, 2024
Time: 1:00 pm

ORDER OF BUSINESS

As to each agenda item, the Board may take active, give direction and/or receive informational reports.

1. Call to Order: 1:00 pm

2. Roll Call:

Alpine	Nichole Williamson
Colusa	Kaline Moore
Del Norte	Neal Lopez
Lassen	Richard Egan
	Samantha McMullen
Modoc	Chester Robertson
Mono	Jay Sloane
Plumas	Travis Goings
	Debra Lucero
San Benito	Henie Ring
Sierra	Judi Behlke
Sutter	Nathan Black
	Jason Claunch
Tehama	Coral Ferrin
Trinity	Trent Tuthill
Others Present	Kevin Webb (RW Baird)
	Jennifer Hamelin (PRISM)
	Rumi Portillo (MRG)
	Charles McKee (Law Office of Charles McKee)
	Mary Evans (Trindel)
	Andrew Fischer (Trindel)

3. Public Comment

No public comment.

Reports

4. **Strategic Planning:**

Andrew Fischer provided the Board of Directors with an overview of Trindel's history, inclusive of prior strategic planning sessions, and milestones, and provided a progress report on the current strategic plan from 2022. The Board of Directors discussed, but no action was taken. Also received comments from PRISM.

5. **Investment Planning:**

Kevin Webb provided an overview of Trindel's holdings in our self-directed portfolio, and went over the investment strategy. The Board of Directors discussed but no action was taken.

6. **Review of Member Satisfaction Survey:**

Andrew Fischer provided an overview of the results of the member satisfaction survey for the Administration, Risk Control, and Property and Liability Claims departments. The Board discussed but no action was taken.

Closed Session

7. **Executive Director Evaluation of Performance:** Pursuant to CA Gov. Code section 54957.

No action taken.

8. **Adjournment:** 6:30 pm



TRINDEL

Risk Management for Rural Counties

A Joint Powers Authority Established in 1980

June 12-13, 2024

Board of Directors Regular Meeting Agenda

PRESIDENT

Nathan Black

VICE-PRESIDENT

Nichole Williamson

SECRETARY

Van Maddox

OFFICER (PAST PRESIDENT)

Chester Robertson

OFFICER

Travis Goings

EXECUTIVE DIRECTOR

Andrew Fischer

GENERAL COUNSEL

Charles McKee

Location:

Almanor Recreation & Park District
102 Brook Loop
Chester, CA 96020

Date:

Wednesday, June 12, 2024

Time:

9:00 AM – 4:00 PM Estimate (End time at discretion of the Board)

Date:

Thursday, June 13, 2024

Time:

9:00 AM – Noon Estimate (End time at discretion of the Board)

ORDER OF BUSINESS

As to each agenda item, the Board may take action, give direction and/or receive informational reports.

1. Call to Order:

Introductions around the room with the meeting called to order at 9:02 a.m.

2. Roll Call:

Day 1 – Wednesday, June 12, 2024 ~ 9:00am-12:00pm

Alpine County	Nichole Williamson
Colusa County	Kaline (Kiki) Moore
Del Norte County	Neal Lopez
Lassen County	Richard Egan and Samantha McMullen
Modoc County	Chester Robertson
Mono County	Absent
Plumas County	Travis Goings
San Benito County	Absent
Sierra County	Judi Behlke
Sutter County	Nathan Black and Jason Claunch
Tehama County	Gabriel Hydrick and Coral Ferin
Trinity County	Trent Tuthill

Others present:

PRISM	Gina Dean
Alliant	Kevin Bibler
MRG	Rumi Portillo
Kevin Webb	RW Baird
Trindel Insurance Fund	Andrew Fischer
	Mary Evans
	Sean Houghtby
	Sharon Flavin
	Charles McKee

3. Public Comment:

Welcome from Plumas County Supervisor of District Two, Tom McGowan.

4. Election of President, Vice-President, and Secretary for 2024-25 fiscal year:

Introduction from General Counsel on Trindel Bylaw provisions regarding election of President, Vice-President, and Secretary. The Board discussed the nomination and election for President, Vice-President, and Secretary for fiscal year 2024-2025. Nichole Williamson of Alpine County was nominated for President by Nathan Black (Sutter), Henie Ring of San Benito County was nominated for Vice-President by

Chester Robertson (Modoc), and Van Maddox of Sierra County was nominated for Secretary by Richard Egan (Lassen).

Motion by Richard Egan, Lassen County, to approve the elections of Nichole Williamson, Alpine County, to serve as President, Henie Ring, San Benito County, to serve as Vice-President, and Van Maddox, Sierra County, to serve as Secretary for the 2024-2025 fiscal year.

Seconded by Gabriel Hydrick, Tehama County.

Motion carried with 10 Ayes and 2 Absences.

AYES: Alpine, Colusa, Del Norte, Lassen, Modoc, Plumas, Sierra, Sutter, Tehama, Trinity.

NOES: None

Absent: Mono and San Benito.

5. Election of two directors to serve on the Executive Committee, and Claims Review Committee for 2024-25 fiscal year:

Introduction from General Counsel on Trindel Bylaw provisions regarding election of two at large members to serve on the Executive Committee. The Board discussed the nomination and election for two at large members to serve on the Executive Committee and Claims Review Committee.

Nichole Williamson, Alpine County, nominated Travis Goings, Plumas County, and Chester Robertson, Modoc County, to serve on the Executive Committee and Claims Review Committee for the 2024-2025 fiscal year. Motion by Nichole Williamson, Alpine County.

Seconded by Richard Egan, Lassen County.

Motion carried with 10 Ayes and 2 Absences.

AYES: Alpine, Colusa, Del Norte, Lassen, Modoc, Plumas, Sierra, Sutter, Tehama, Trinity.

NOES: None

Absent: Mono and San Benito.

6. Authorize Executive Director as Treasurer for 2024-25:

Introduction from Charles McKee to authorize Executive Director, Andrew Fischer, Trindel Insurance Fund, as Treasurer to invest, sell, or exchange securities for the 2024-25 fiscal year as required by CA Government Code Section 53607, and as outlined in the Trindel Bylaws.

Motion by Richard Egan, Lassen County, to Authorize Executive Director, Andrew Fischer, Trindel Insurance Fund, as Treasurer for the 2024-2025 fiscal year.
Seconded by Chester Robertson, Modoc County.

Motion carried with 10 Ayes and 2 Absences.

AYES: Alpine, Colusa, Del Norte, Lassen, Modoc, Plumas, Sierra, Sutter, Tehama, Trinity.

NOES: None

Absent: Mono and San Benito.

7. Consent Calendar:

a. Approve February 15-16, 2024 Board of Directors Meeting Minutes

b. Approve Check Register & Invoices from the third quarter 2023-24.

President, Nathan Black, Sutter County, asked if all Board Members reviewed the items on the Consent Calendar. Andrew advised of suggested changes that were received and the minutes were revised to reflect requested changes. General Counsel also advised that it is not necessary to abstain from approving minutes if the individual Board members weren't at the meeting.

Motion by Travis Goings, Plumas County, to approve February 15-16, 2024 Board of Directors Meeting Minutes and Check Register and Invoices from 2023-2024 third quarter.

Seconded by Gabriel Hydrick, Tehama County.

Motion carried with 10 Ayes and 2 Absences.

AYES: Alpine, Colusa, Del Norte, Lassen, Modoc, Plumas, Sierra, Sutter, Tehama, Trinity.

NOES: None

Absent: Mono and San Benito.

Reports

8. Committee Reports:

Andrew advised that since the February 15-16, 2024 Board of Directors meeting the Executive Committee met on March 11, 2024 to renew our contract with our claims management system provider MDI, and on March 29, 2024 to interview candidates for the position of General Counsel for Trindel. The Human Resources Ad-Hoc Committee, HR Task Force, corresponded via email to revise policies per direction from the February Board of Directors, and approve said policies. Also, the Claims Review Committee did not meet by the time of this writing but will be

scheduling a meeting for the near future to provide status updates on pool reportable claims in the workers' compensation and general liability programs. Gina Dean, PRISM, reported that we are obtaining an excellent deal on our current claim software, and that other platforms are fare more expensive.

9. Department Reports:

Andrew Fischer, Executive Director, presented the Risk Control department report in absence of Rachael Hartman, Director of Risk Control. There was discussion amongst the Board regarding a glitch in one of our trainings, and requested that Andrew address it.

Sean Houghtby, Director of Liability and Property presented the Liability and Property department report. The Board suggested providing statistics showing average cost of claim to be able to compare claim costs between programs.

Sharon Flavin, Director of Workers' Compensation presented the Workers' Compensation department report and provided background on her professional experience as well as her initial impressions of working with the department. She reported that she looks forward to visiting all of the Counties.

Andrew Fischer, Executive Director, presented the Administration Department report.

No action taken.

10. Treasurer's Report as of 3/31/24:

The Board Members review of Trindel's current holdings in the applicable bank accounts, investment pools, Chandler, and Trindel's newly created self-directed portfolio. Kevin Webb, RW Baird, provided a handout that the Board was apprised of prior to the meeting. He discussed and provided a comprehensive update of the hand-out and the individual investments. There was discussion between Board Members expressing concern regarding Chandler's investment in Toronto Dominion, and Royal Bank of Canada.

The Board provided direction to Andrew Fischer.

11. Alliant and PRISM Report:

Gina Dean, PRISM, and Kevin Bibler, Alliant, presented the history of the relationship between PRISM, Alliant, and Trindel. A hand-out was provided outlining the various programs available through PRISM, collaboration with Alliant, and the support to Trindel as a member driven and directed organization. They

also presented on activities of PRISM and Alliant for Trindel excess program coverages.

No action taken.

Programs

12. Workers' Compensation Memorandum of Coverage (MOC) 2024-25:

Sharon Flavin presented the Workers' Compensation Memorandum of Coverage for fiscal year 2024-25. Sharon discussed lowering cost by moving the SIR to \$2M, and the banking layer to remain the same at a \$300k SIR. The Memorandum of Coverage was created in fiscal year 2021 with the help of Trindel Insurance Fund Coverage Counsel, Byrne Conley, and was sent to the board for review and comment on May 16, 2024. The only change this year was the increase of the pool SIR, and the change of policy years to reflect the 2024-25 fiscal year.

Motion by Nichole Williamson, Alpine County, to approve Workers' Compensation Memorandum of Coverage (MOC) 2024-25.

Seconded by Neal Lopez, Del Norte County.

Motion carried with 10 Ayes and 2 Absences.

AYES: Alpine, Colusa, Del Norte, Lassen, Modoc, Plumas, Sierra, Sutter, Tehama, Trinity.

NOES: None

Absent: Mono and San Benito.

13. General Liability Memorandum of Coverage (MOC) 2024-25:

Sean presented the General Liability Memorandum of Coverage for fiscal year 2024-25. The memorandum of coverage was created in fiscal year 2021 with the help of Trindel Insurance Fund Coverage Counsel, Byrne Conley, and was sent to the board for review and comment on May 16, 2024. The Board discussed how the PRISM proposed General Liability MOC was not approved at their June Board of Directors. Sean advised that we would review any changes made to the PRISM memorandum of coverage with coverage counsel, and bring it back for the Trindel Board of Directors consideration in the event there are changes to the PRISM MOC.

Motion by Kaline Moore, Colusa County, to approve General Liability Memorandum of Coverage (MOC) for fiscal year 2024-25.

Seconded by Gabriel Hydrick, Tehama County.

Motion carried with 10 Ayes and 2 Absences.

AYES: Alpine, Colusa, Del Norte, Lassen, Modoc, Plumas, Sierra, Sutter, Tehama, Trinity.

NOES: None

Absent: Mono and San Benito.

14. Property Memorandum of Coverage (MOC) 2024-25:

Sean presented the Property Program Memorandum of Coverage (MOC) for fiscal year 2024-25. The memorandum of coverage was created in fiscal year 2021 with the help of Trindel Insurance Fund Coverage Counsel, Byrne Conley, and was sent to the board for review and comment on May 16, 2024.

Motion by Kaline Moore, Colusa County, to approve Property Memorandum of Coverage (MOC) for fiscal year 2024-25.

Seconded by Travis Goings, Plumas County.

Motion carried with 10 Ayes and 2 Absences.

AYES: Alpine, Colusa, Del Norte, Lassen, Modoc, Plumas, Sierra, Sutter, Tehama, Trinity.

NOES: None

Absent: Mono and San Benito.

15. Funding the Cyber Liability Program Deductible Resolution 24-01:

Andrew presented Resolution 24-01 to fund a deductible for the Cyber Liability Program for each member effective 2025-26. Cyber liability claims have increased in frequency, and in an attempt to help members budgetary concerns, we are proposing a deductible funding option in this program similar to what we have done in the past for the pollution, and medical malpractice program. Currently, there is a \$50,000 deductible in the cyber liability program, and like past practice, the resolution would provide a provision to fund the deductible in 1/3 increments until a full deductible is on hand for each member. There is not enough frequency in the program to justify an actuarial study but we will begin to incorporate actuarial funding studies for this program in the event that there is enough frequency in the program that would require it. Currently all Trindel members are also members of the PRISM Cyber Liability program. We would set up individual banking layers, and associated accounts, similar to what is done in the med-mal and pollution/landfill programs. The Board discussed the program, their

experiences, and directed staff to revise the Resolution to change the word “see” to “recognizes” on the first line of the resolution.

Motion by Chester Robertson, Modoc County, to approve Funding the Cyber Liability Program Deductible Resolution 24-01.
Seconded by Richard Egan, Lassen County.

Motion carried with 10 Ayes and 2 Absences.
AYES: Alpine, Colusa, Del Norte, Lassen, Modoc, Plumas, Sierra, Sutter, Tehama, Trinity.
NOES: None
Absent: Mono and San Benito.

Adjournment for Lunch.

Day 1 – Wednesday, June 12, 2024 ~ 1:30pm-4:00pm

Alpine County	Nichole Williamson
Colusa County	Kaline (Kiki) Moore
Del Norte County	Neal Lopez
Lassen County	Richard Egan and Samantha McMullen
Modoc County	Chester Robertson
Mono County	Absent
Plumas County	Travis Goings
San Benito County	Absent
Sierra County	Judi Behlke
Sutter County	Nathan Black and Jason Claunch
Tehama County	Gabriel Hydrick and Coral Ferin
Trinity County	Trent Tuthill

Others present:

PRISM	Gina Dean
Alliant	Kevin Bibler
MRG	Rumi Portillo
Trindel Insurance Fund	Andrew Fischer
	Mary Evans
	Sean Houghtby
	Sharon Flavin
	Charles McKee (left at 3:15 and did not return)

16. 2024-25 Budgets:

Andrew presented the Administration, and Program Budgets for 2024-25, with review of 2023-24 budgets as of 3/31/2024 to actual, and comparison to prior. Budgets were prepared with each department to ensure that our goals and objectives with an eye on the objectives set forth in the strategic plan were kept in focus during their creation when compared to prior years. These budgets are inclusive of the proposed administrative costs, and the program premiums that were adopted at the February 2024 meeting. The Board was advised that the pension expense item will be considered on the following agenda item, and will adjust the budget for pension expense accordingly. A pause was requested in order to discuss Agenda Item #17 prior to considering this item. Motion was made to adopt budget as proposed after action was taken on item #17 to elect option B.

Motion by Del Norte County, to approve the Administration and Program Budgets for 2024-25.

Seconded by Tehama County.

Comment from Board to have staff consider providing budget to actuals later than 3/31/24 if possible.

Motion carried with 10 Ayes and 2 Absences.

AYES: Alpine, Colusa, Del Norte, Lassen, Modoc, Plumas, Sierra, Sutter, Tehama, Trinity.

NOES: None

Absent: Mono and San Benito.

General Business

17. Funding Options for CALPERS Unfunded Accrued Liability as of 06/30/2024:

Andrew presented for consideration and approval of funding options, lump sum, additional discretionary payments, or minimum required payments, for Trindel CALPERS Unfunded Accrued Liability. Options A through D were discussed further in detail with decision made to adopt Option B.

Motion by Chester Robertson, Modoc County, to approve Funding Option B - Unfunded Accrue Liability Payoff.

Seconded by Gabriel Hydrick, Tehama County.

Motion carried with 10 Ayes and 2 Absences.

AYES: Alpine, Colusa, Del Norte, Lassen, Modoc, Plumas, Sierra, Sutter, Tehama, Trinity.

NOES: None

Absent: Mono and San Benito.

18. Financial Statements as of 3/31/2024:

Andrew presented a review Statement of Revenues and Expenses, and Statement of Net Position as of 3/31/2024. Additional discussion around the Financial Statement, Balance Sheet, and Income Statements provided per county and Trindel.

19. Position Allocations and Salary Schedule for 2024-25 fiscal year:

Andrew presented the proposed allocation of positions and salary schedule for fiscal year 2024-25. Further presentation of two senior level positions.

Motion by Nichole Williamson, Alpine County, to approve the Position Allocations and Salary Schedule for fiscal year 2024-25.

Seconded by Neal Lopez, Del Norte County.

Motion carried with 10 Ayes and 2 Absences.

AYES: Alpine, Colusa, Del Norte, Lassen, Modoc, Plumas, Sierra, Sutter, Tehama, Trinity.

NOES: None

Absent: Mono and San Benito.

20. Underwriting Policy Review:

Andrew presented an overview of the Underwriting Policy. Per the requirements to attain Accreditation with Excellence from the California Association of Joint Powers Authorities (CAJPA) the Trindel Board of Directors is required to review every three years but we believe it to be good practice to review and revise annually. Executive Director requested authorization to revise policy to require 10 years of loss history, or complete loss history under Section B. in the application process, and to also revise the last paragraph under Rate Setting/Funding Requirements to reflect our current pooling mechanism's which were not present at the time of creation of this policy. Discussed, and directed to revise then present to Board in future for additional consideration.

21. Conflict of Interest Code Review:

Charles presented the bi-annual review of the Conflict-of-Interest Code. As required by the California Fair Political Practices Commission (FPPC) the Board of Directors is required to review this every other year. We will be adding general counsel as a reportable reportable contractor, and it will be submitted to the FPPC by October. The Board discussed and agree with presentation.

22. Trindel Vehicle Use and Driving Policy:

Andrew presented the Trindel Vehicle Use and Driving Policy. Trindel has a wide service area throughout rural California that requires a significant amount of travel in Trindel owned vehicles, as well as privately owned vehicles being used on official Trindel business. The policy delineates when a Trindel vehicle can be used and for what purpose in addition to outlining the procedure for using privately owned vehicles for official use, and who authorized drivers as well as passengers are with the aim of reducing potential liability for the agency. The policy also establishes privately owned vehicle, and insurance, requirements that would allow the use of a privately owned vehicle, and outlines the requirement to have the appropriate licensing to use either type of vehicles on official duty. The policy further establishes guidelines for travel reimbursements with specific parameters, and outlines the responsibility of the Executive Director, Department Heads, and employees. The policy outlines the process for selection and screening of applicants' eligibility to operate vehicles for official use, employee driver performance monitoring, new employee orientation, and procedures for incident reporting. Incorporation of this policy included in new hire orientations. Board advised to add language to reflect allowance for out-of-state driving, and reimbursement for safest and most efficient route.

Motion by Travis Goings, Plumas County, to approve the Trindel Vehicle Use and Driving Policy.

Seconded by Gabriel Hydrick, Tehama County.

Motion carried with 10 Ayes and 2 Absences.

AYES: Alpine, Colusa, Del Norte, Lassen, Modoc, Plumas, Sierra, Sutter, Tehama, Trinity.

NOES: None

Absent: Mono and San Benito.

23. Trindel Electronic Resources Policy:

Andrew presented the Trindel Electronic Resources Policy. Background information provided as Cyber-attacks are on the rise and public entities are particularly susceptible to attack. Trindel has a significant amount of proprietary information, financial assets, and personal information that is accessible with technological resources. We contract with an IT Administrator who maintains of IT infrastructure, and also acts as our IT Security provider but as it has been proven time and time again that the biggest cyber risk is related to the activities of employees using company technological resources. In an effort to help prevent

cyber and other related losses we provide ongoing training, and have adopted an Electronic Resources policy that outlines certain parameters to protect the agency. The revised policy is updated with new formatting, simplified accurate language, modern interpretations, and rules, enhanced organization, and updates from SHRM. The purpose of this policy is to outline the parameters for use of Trindel provided resources, authorized access, software download, anti-harassment and appropriate conduct, use of social media, requirements to follow existing policies, requirement for honesty and accuracy if posting information or news, not posting proprietary information, and restriction from use at work in addition to provision related to contacts with the media. The Board directed the HR Ad Hoc Committee to provide Trindel with an acknowledgement form that all employees are to sign attesting to their responsibility to abide by policy.

Motion by Richard Egan, Lassen County, to approve the Trindel Electronic Resources Policy.

Seconded by Kaline Moore, Colusa County.

Motion carried with 10 Ayes and 2 Absences.

AYES: Alpine, Colusa, Del Norte, Lassen, Modoc, Plumas, Sierra, Sutter, Tehama, Trinity.

NOES: None

Absent: Mono and San Benito.

24. Trindel Credit Card Policy:

Andrew presented to Board Members for consideration and to adopt amendment of the Trindel Credit Card Policy. Additional mention of the 2022 the Board of Directors adopted Trindel's first credit card policy in collaboration with the agencies use of the US Bank Cal-Card. Overall the policy has worked out well, and the use of the Cal-Card has resulted in obtaining rebates up to \$2,000 a year. Based on feedback from individual board members, employees, and County personnel, we have amended the policy to clearly define prohibited personal expenses typically associated with Trindel's hosting of an event or meeting. This revision clearly delineates the prohibition of purchases for private guests at Trindel events while allowing the agency to purchase incidental meals, lodging, and registration expenses for contractors engaged in conducting official business on behalf of, or with Trindel, or a member County. This is specified in detail in Appendix 1 of the revised policy. Board directed staff to incorporate a provision prohibiting the purchase of formal education while still making allowance for training, continuing education related to professional licensing, and professional designations.

Motion by Chester Robertson, Modoc County, to approve the amendment of the Trindel Credit Card Policy.

Seconded by Nichole Williamson, Alpine County.

Motion carried with 10 Ayes and 2 Absences.

AYES: Alpine, Colusa, Del Norte, Lassen, Modoc, Plumas, Sierra, Sutter, Tehama, Trinity.

NOES: None

Absent: Mono and San Benito.

25. Review of Member Satisfaction Survey:

Andrew presented a review of the member satisfaction survey results for Administration, Property and Liability, Workers' Compensation, and Risk Control Departments.

No action taken.

26. Performance evaluations of contractors:

Andrew presented a list of all contractors that Trindel engages with in the Administration, Risk Control, Property and Liability, and Workers' Compensation departments.

Adjournment of Board of Directors Regular Meeting at 4:00 p.m.

Closed Session

27. Executive Director Evaluation of Performance: Pursuant to CA Gov. Code section 54957.

28. Report out of Closed Session:

Nothing to report.

29. Adjournment: 4:45pm

Disability Access: The meeting room is wheelchair accessible and disabled parking is available at the meeting location. If you are a person with a disability and you need disability-related modification or accommodations to participate in this meeting, please contact the Executive Director at (phone) 530-623-2322, (fax) 530-623-5019 or (email) afischer@trindel.org. Requests for such modifications or accommodations must be made at least two full business days before the start of the meeting.

Trindel Insurance Fund
 Check/Voucher Register - For Board Meeting
 From 4/1/2024 Through 6/30/2024

1010 - General Account - Tri Counties Bank

110 - Trindel

Check Number	Vendor Name	Check Amount	Effective Date	Transaction Description	Cleared Status
23149	CALIFORNIA SAFETY COMPANY	35.00	4/4/2024	04/01-04/30/2024 Alarm System Lease, CSID#30271	CL
23151	JIL CHIPMAN, MFT	80.00	4/4/2024	EAP	CL
23154	Stiefel Consulting Inc. DBA Praxis Claims Consulting	3,877.50	4/4/2024	03/06-03/29/2024 Supervisory Review, 23.50 hours	CL
23155	VELOCITY COMMUNICATIONS, INC.	379.95	4/4/2024	04/01-05/01/2024 Fiber Internet, Acct# 1096	CL
23159	JOSHUA MIZRAHI	223.63	4/8/2024	Mizrahi Joshua LPS/HR 03/05-07/2024	CL
23160	MITCHELL INTERNATIONAL, INC.	99.75	4/8/2024	FROI/SROI January 2024	CL
23161	REGINA SCHAAP	598.57	4/8/2024	CALPERA Conference Reimbursement 11/14-11/17/23	OS
23162	TRINITY COUNTY SOLID WASTE DIVISION	49.00	4/8/2024	Solid Waste# 21108-April 2024	CL
23163	Simple Business Solution, Inc.	125.00	4/9/2024	SBS Invoice #4456 - Web Updates & CMS	CL
23164	ADVANCED CONCEPTS	68.32	4/17/2024	SO#450524, Webcam/Mic/Light front desk	CL
23165	All Area Landscaping	750.00	4/17/2024	Weed eating, spray, and debris cleanup including front bed	CL
23166	ALPHACOPY	145.00	4/17/2024	Toshiba Machine#5556, Image quality repair	CL
23167	CHANDLER ASSET MANAGEMENT, INC.	3,977.34	4/17/2024	Trindel Investment Management Services 03/01-03/31/2024	CL
23169	SHASTA COUNTY PEACE OFFICERS ASSOCIATION	1,950.00	4/17/2024	04/20/2024 SCPOA Active Shooter Training	CL
23170	SHRED AWARE	114.24	4/17/2024	Inv# 57647 April 2024	CL
23171	WEAVERVILLE C.S.D.	33.00	4/17/2024	Acct# 11688 03/04-04/02/2024	CL
23172	WEAVERVILLE SANITARY DISTRICT	28.00	4/17/2024	WSD 03/01-03/31/2024	CL
23173	ADVANCED CONCEPTS	3,688.00	4/23/2024	Contract#1652 - May 2024	CL
	ADVANCED CONCEPTS	164.12	4/23/2024	SO# 450656, Bluetooth Headset (A.Fischer)	CL
	ADVANCED CONCEPTS	31.90	4/23/2024	SO# 450682 Keyboard/Mouse Combo	CL
23174	ALPHACOPY	869.99	4/23/2024	Toshiba #5495 & #5556 Print Toner & Waste container	CL
23175	Amee Stevens	84.55	4/23/2024	Stevens, Ameer DSR 04/16-04/17/2024 Mileage	CL
23176	COUNTY OF ALPINE	372.52	4/23/2024	Alpine County DSR Conference 04/16-17/2024 (S.Ball)	CL
23177	Debbie Schmidt	62.71	4/23/2024	Schmidt, Deborah DSR 04/16-04/17/2024 Mileage	CL
23178	EBIX BENEFITS ADMINISTRATION AND WELLNESS	390.60	4/23/2024	March 2024, Top Safety Web thru July 2025, Cu# 35094	CL
23179	FRONTIER COMMUNICATIONS	481.50	4/23/2024	04/04-05/03/2024 Acct# 530-623-2322-120909-5	CL
23180	FRONTLINE FIRST	233.55	4/23/2024	03/11/2024 Chaplain Services Sutter County & LPS/HR	CL
23181	Jenny Colgate	44.22	4/23/2024	Colgate, Jenny DSR 04/16-04/17/2024	CL
23182	JUDI BEHLKE	232.22	4/23/2024	Behlke, Judi DSR Conference 04/16-17/2024	CL
23183	Kara Scott	84.05	4/23/2024	Scott, Kara DSR 04/16-04/17/2024 Fuel & Meals	CL
23184	KATHY ESPINOZA SPEAKS	2,248.00	4/23/2024	04/16/24 DSR Presentation, Green Beans and Safety Dreams	CL
23185	Lee Brown	214.40	4/23/2024	Brwon, Lee DSR Conference 04/16-17/2024	CL
23186	MICHELLE ANDERSON	232.49	4/23/2024	Anderson, Michelle DSR Conference 04/16-17/2024	CL
23187	MICHELLE BECKWITH	378.72	4/23/2024	Beckwith, Michelle DSR Conference 04/16-17/2024	CL
23188	Municipal Resources Group LLC	1,687.50	4/23/2024	Trindel HR Services 24002-TRI March 2024	CL
23189	Rachael Waltz	85.76	4/23/2024	Waltz, Rachael DSR Conference 04/16-17/2024	CL
23190	Sabrina Ball	33.00	4/23/2024	Ball, Sabrina DSR Conference 04/16-17/2024	CL
23191	Simple Business Solution, Inc.	125.00	4/23/2024	Web Updates - Created RFP	CL
23192	Sonia Velazquez	84.55	4/23/2024	Velazquez, Sonia DSR 04/16-04/17/2024 Mileage	CL
23193	T & J WINDOW CLEANING PLUS	612.00	4/23/2024	Window & Blind Cleaning	CL
23194	Tiffany Maccagno	366.00	4/23/2024	Maccagno, Tiffany DSR Conference 04/16-17/2024	CL
23195	VERIZON WIRELESS	522.06	4/23/2024	Acct# 642075311-00001 04/14-05/13/2024	CL
23196	BENEFIT COORDINATORS CORP.	636.90	4/24/2024	May 2024 Dental Premium, Gr#PDV00237, Cu#P0237-0001	CL
23197	Bonnie Vierra	214.00	4/24/2024	Vierra, Bonnie L. DSR 04/16-17/2024	CL
23198	COUNTY OF ALPINE	364.48	4/24/2024	Alpine County DSR Conference 04/16-17/2024 (L.Arnold)	CL
23199	Lisa Arnold	32.00	4/24/2024	Arnold, Lisa DSR 04/16-17/2024	CL
23200	Teia Miller	213.73	4/24/2024	Miller, Teia DSR Conference 04/16-17/2024	CL

Trindel Insurance Fund
 Check/Voucher Register - For Board Meeting
 From 4/1/2024 Through 6/30/2024

23201	TRINITY P.U.D	465.01	4/24/2024 TPUD Utility Fee 03/10/2024 - 04/10/2024	CL
23202	Alice Robinson	15.00	4/29/2024 Robinson, Alice DSR 04/16-17/2024	CL
23203	ANGELA'S CUSTODIAL SERVICE	400.00	4/29/2024 Weekly Office Cleaning 04/04-04/25/2024	CL
23204	ANITA COOPER	60.17	4/29/2024 Cooper, Anita DSR 04/16-17/2024	CL
23205	Anthem Life	65.00	4/29/2024 May Life Ins., Gr#K92417-0000,Ref# 373998	CL
23206	CALIFORNIA ASSOCIATION OF JOINT POWERS AUTHORITIES	8,000.00	4/29/2024 Annual Revenue \$7.5M+ and Program Fees	CL
23207	Cynthia David	24.65	4/29/2024 David, Cynthia DSR 04/16-17/2024	CL
23209	JASON CLAUNCH	222.02	4/29/2024 Claunch, Jason DSR 04/16-17/2024	CL
23210	Judy Bushnell	175.54	4/29/2024 Bushnell, Judy DSR 04/16-17/2024	CL
23211	Julie Rhodes	490.12	4/29/2024 Rhodes, Julie DSR 04/16-17/2024	CL
23212	MARY EVANS	59.09	4/29/2024 Evans,Mary Mail 04/2024	CL
23213	Michelle Godman	15.00	4/29/2024 Godman, Michelle DSR 04/16-17/2024	OS
23214	REGINA SCHAAP	160.75	4/29/2024 Schaap, Regina DSR 04/16-17/2024	CL
23215	Uvea Grace	164.41	4/29/2024 Grace, Uvea DSR 04/16-17/2024	CL
23216	Carrie Adams	86.02	5/2/2024 Adams, Carrie DSR 04/16-17/2024	CL
23217	Ethan Gray	397.16	5/2/2024 Gray, Ethan DSR 04/16-17/2024	CL
23218	Gina Warner	85.76	5/2/2024 Warner, Gina DSR 04/16-17/2024	CL
23219	Stiefel Consulting Inc. DBA Praxis Claims Consulting	2,351.25	5/2/2024 04/05-04/26/2024 Supervisory Review	CL
23220	Travis Goings	193.63	5/2/2024 Goings, Travis DSR 04/16-17/2024	CL
23221	CALIFORNIA SAFETY COMPANY	35.00	5/7/2024 ACCT#30271 May 2024 Alarm Lease - CA Safety	CL
23223	HARVEST PRINTING	1,238.74	5/7/2024 5,000 #10 envelopes with window	CL
	HARVEST PRINTING	1,785.01	5/7/2024 5,000 6x9 window envelopes with logo	CL
	HARVEST PRINTING	693.09	5/7/2024 5,000 letterhead	CL
23224	JIL CHIPMAN, MFT	160.00	5/7/2024 EAP	CL
23226	VELOCITY COMMUNICATIONS, INC.	379.95	5/7/2024 Acct# 1096 - Fiber internet access May 2024	CL
23227	CHANDLER ASSET MANAGEMENT, INC.	3,967.18	5/9/2024 Trindel Investment Management Services 04/01-04/30/2024	CL
23228	EXTIMA	0.00	5/9/2024 Domain 1-yr renewal reimbursement	CL
23229	JASON CLAUNCH	54.50	5/9/2024 Claunch, Jason BOD 05/01-03/2024	CL
23230	Margaret Bell	194.30	5/9/2024 Bell, Margaret DSR 04/16-17/2024	CL
23231	MARY EVANS	273.36	5/9/2024 Evans, Mary BOD 05/01-03/2024	CL
23232	RICHARD EGAN	248.57	5/9/2024 Egan, Richard BOD 05/02/2024	CL
23233	Samantha McMullen	269.57	5/9/2024 McMullen, Samantha BOD 05/2/2024	CL
23234	Sean Houghtby	336.34	5/9/2024 Houghtby, Sean Alpine Co.-Tamarack Fire 04/29-30/2024	CL
23235	SHRED AWARE	144.24	5/9/2024 Inv# 58265, May 2024	CL
23236	Simple Business Solution, Inc.	125.00	5/9/2024 Web Updates-Board agendas&minutes date back to 2010	CL
23237	Travis Goings	298.65	5/9/2024 Goings, Travis BOD 05/02-03/2024	CL
23240	Coral Ferrin	196.54	5/14/2024 Ferrin, Coral BOD 05/02/2024	CL
23241	COUNTY OF COLUSA	0.00	5/14/2024 County of Colusa DSR 04/16-17/2024 Ignacio Prado	CL
	COUNTY OF COLUSA	0.00	5/14/2024 County of Colusa DSR 04/16-17/2024 Julia Ombaun	CL
23242	TRINITY COUNTY SOLID WASTE DIVISION	49.00	5/14/2024 Solid Waste #21108 - May 2024	CL
23243	WEAVERVILLE C.S.D.	33.00	5/14/2024 WCSD #11688, April 2024	CL
23244	WEAVERVILLE SANITARY DISTRICT	28.00	5/14/2024 WSD #2852 - April 2024	CL
23245	ANDREW FISCHER	26.00	5/21/2024 Fischer, Andrew DUMP 05/14/2024-WC office cleanout	CL
23247	JUDI BEHLKE	195.64	5/21/2024 Behlke, Judi BOD 05/02-03/2024	CL
23248	TRINITY COUNTY SOLID WASTE DIVISION	100.00	5/21/2024 Bill #9908, 2024-2025 Annual Solid Waste Parcel Fee (DUMP)	CL
23249	ADVANCED CONCEPTS	3,688.00	5/23/2024 Contract #1652 - June 2024	CL
	ADVANCED CONCEPTS	1,965.22	5/23/2024 Inv #626197, SO #450747, Jennifer's Notebook Replacement	CL
	ADVANCED CONCEPTS	3,718.43	5/23/2024 SO #450763, Sharon Flavin office set up	CL
23251	ANGELA'S CUSTODIAL SERVICE	400.00	5/23/2024 Weekly Office Cleaning 05/01-05/31/2024	CL
23252	Cristal Duran	59.00	5/23/2024 Duran, Cristal DSR 04/16-17/2024	CL
23253	Ignacio Prado	154.10	5/23/2024 Prado, Ignacio DSR 04/16-17/2024	CL
23254	Jaqueline Taylor	0.00	5/23/2024 Taylor, Jaqueline DSR 04/16-17/2024	CL
23255	Julia Ombaun	0.00	5/23/2024 Ombaun, Julia DSR 04/16-17/2024	CL
23256	ADVANCED CONCEPTS	2,045.22	6/3/2024 Inv #626221, SO #450746, Jordan Notebook Replacement	CL
23258	Anthem Life	65.00	6/3/2024 June Life Ins, Gr#K92417-000, Ref#373998	CL
23260	FRONTIER COMMUNICATIONS	481.50	6/3/2024 05/04-06/03/2024 Acct #530-623-2322-120909-5	CL
23262	Kristina Rogers	191.62	6/3/2024 Rogers, Kristina DSR 04/16-17/2024	CL
23263	Municipal Resources Group LLC	2,137.50	6/3/2024 HR Services 24002-TRI	CL

Trindel Insurance Fund
Check/Voucher Register - For Board Meeting
From 4/1/2024 Through 6/30/2024

23265	Sean Houghtby	324.95	6/3/2024 Houghtby, Sean Del Norte Airport Inspection	CL
23266	TRINITY P.U.D	356.23	6/3/2024 TPUD Utility Fee 04/10-05/10/2024	CL
23267	VERIZON WIRELESS	522.06	6/3/2024 Acct #642075311-00001, 04/14-05/13/2024	CL
23268	ADVANCED CONCEPTS	55.74	6/14/2024 SO# 451455, Keyboard/Mouse Wireless Combo(Anita)	CL
23269	ALPHACOPY	165.00	6/14/2024 Inv# H56267, SO# 12B&W Model# ES3525AC, reset & scan buttons	CL
23271	CALIFORNIA SAFETY COMPANY	55.00	6/14/2024 CSID# 47491, June 2024	CL
23274	EXTIMA	0.00	6/14/2024 Website/Domain for Bruce	OS
23275	FRONTIER COMMUNICATIONS	180.76	6/14/2024 05/23-06/22/2024 Acct#530-623-5019-052324-5	CL
23278	MARY EVANS	47.84	6/14/2024 Evans, Mary Mail 05/2024	CL
23279	SHRED AWARE	144.24	6/14/2024 Inc#58857, June 2024	CL
23280	VELOCITY COMMUNICATIONS, INC.	379.95	6/14/2024 Acct# 1096, Fiber Internet, June 2024	CL
23281	TRINITY COUNTY SOLID WASTE DIVISION	49.00	6/17/2024 Solid Waste #21108-June 2024	CL
23282	WEAVERVILLE SANITARY DISTRICT	28.00	6/17/2024 WSD #2852-May 2024	CL
23283	ANDREW FISCHER	175.54	6/19/2024 Fischer, Andrew BOD 06/11-13/2024-mileage	CL
	ANDREW FISCHER	487.76	6/19/2024 Fischer, Andrew Mono BOS April 15-16, 2024	CL
23285	BENEFIT COORDINATORS CORP.	690.90	6/19/2024 June 2024 Dental Premium-Gr#PDV00237	CL
23286	BURKE, WILLIAMS & SORENSEN. LLP	2,015.00	6/19/2024 Inv#323042, File#08989-0001-Zoom/Powerpoint Mental Health	CL
23288	CHANDLER ASSET MANAGEMENT, INC.	3,965.16	6/19/2024 Trindel Investment Management Services 05/01-05/31/2024	CL
23289	Coral Ferrin	95.14	6/19/2024 Ferrin, Coral BOD 06/11-13/2024	CL
23290	COUNTY OF DEL NORTE	230.39	6/19/2024 County of Del Norte BOD 06/11-13/2024 (Neal Lopez)	CL
23291	FRONTIER COMMUNICATIONS	153.31	6/19/2024 06/04-07/03/2024 530-623-2322-120909-5	CL
23292	GABRIEL HYDRICK	95.14	6/19/2024 Hydrick, Gabriel BOD 06/11-13/2024	CL
23293	Jack T. Contos	946.16	6/19/2024 Contos, Jack GFOA 06/6-12/2024-mileage & airfare	CL
	Jack T. Contos	142.49	6/19/2024 Contos, Jack Trinity County Safety Appreciation 2024	CL
23295	JASON CLAUNCH	226.64	6/19/2024 Claunch, Jason BOD 06/11-13/2024	CL
23296	JUDI BEHLKE	121.94	6/19/2024 Behlke, Judi BOD 06/11-13/2024	CL
23297	MARY EVANS	191.62	6/19/2024 Evans, Mary BOD 06/11-13/2024	CL
23298	WEAVERVILLE C.S.D.	33.00	6/19/2024 WCSD #11688 May 2024	CL
23299	Stiefel Consulting Inc. DBA Praxis Claims Consulting	1,938.75	6/21/2024 05/01/24-05/31/24 Supervisory Review, 11.75 hours	CL
23300	ANGELA'S CUSTODIAL SERVICE	400.00	6/27/2024 Weekly Office Cleaning 06/01-06/30/2024	CL
23303	Jaqueline Taylor	426.42	6/27/2024 Taylor, Jaqueline DSR 04/16-17/2024	CL
23304	Jennifer Tuck	207.95	6/27/2024 Tuck, Jennifer DSR 04/16-17/2024	CL
23305	JOE BLACKWELL	194.30	6/27/2024 Blackwell, Joe DSR 04/16-17/2024	OS
23306	Julia Ombaun	170.06	6/27/2024 Ombaun, Julia DSR 04/16-17/2024	CL
23307	Municipal Resources Group LLC	4,508.10	6/27/2024 May 2024~Inv#240758, HR services #24002-TRI	CL
23308	Sharon Flavin	442.20	6/27/2024 Flavin, Sharon BOD 06/11-13/2024	CL
23309	TRINITY P.U.D	341.13	6/27/2024 TPUD Utility Fee 05/10-06/10/2024	CL
23310	VERIZON WIRELESS	<u>792.02</u>	6/27/2024 Invf#9966566145, Acct#642075311-00001, 06/14/24-07/13/24	CL
	Total 110 - Trindel	<u>87,792.56</u>		
	Report Total	<u>87,792.56</u>		

Trindel Insurance Fund
 Check/Voucher Register - For Board Meeting
 From 4/1/2024 Through 6/30/2024

1010 - General Account - Tri Counties Bank
 120 - Alpine

Check Number	Vendor Name	Check Amount	Effective Date	Transaction Description	Cleared Status
23270	BRAIN SQUARED SOLUTIONS, INC	10,724.95	6/14/2024	Alpine Co., Training Brain Squared Inc., Apr 2024 & May 2024	CL
23272	COUNTY OF ALPINE	<u>292.42</u>	6/14/2024	Alpine County Training Lunch, 05/2024	OS
	Total 120 - Alpine	11,017.37			

Trindel Insurance Fund
 Check/Voucher Register - For Board Meeting
 From 4/1/2024 Through 6/30/2024

1020 - Claims Account - WC
 120 - Alpine

Check Number	Vendor Name	Check Amount	Effective Date	Transaction Description	Cleared Status
100310		1,693.34	4/1/2024	TIBZ-600061	CL
100352		137.86	4/2/2024	TIBO-549752	CL
100381		68.03	4/2/2024	TIBO-549752	CL
		10.95	4/2/2024	TIBZ-600061	CL
100390		137.12	4/8/2024	TICA-600142	CL
100391		137.12	4/8/2024	TICA-600142	CL
100404		137.86	4/8/2024	TIBO-549752	CL
100405		137.86	4/8/2024	TIBO-549752	CL
100406		137.86	4/8/2024	TIBO-549752	CL
100409		290.18	4/8/2024	TIBZ-600061	CL
100428		10.08	4/8/2024	TICA-600142	CL
100429		9.30	4/8/2024	TIBZ-600061	CL
100475		264.38	4/8/2024	TICA-600142	CL
100476		28.77	4/8/2024	TICA-600142	CL
100477		23.45	4/8/2024	TICA-600142	CL
100492		5,465.06	4/9/2024	TIBY-600115	CL
100532		137.86	4/15/2024	TIBO-549752	CL
100538		24.01	4/15/2024	TIBZ-600061	CL
100539		1,023.00	4/15/2024	TIBV-600247	CL
		82.50	4/15/2024	TIBY-600115	CL
100571		1,693.94	4/15/2024	TIBZ-600061	CL
100574		11,799.37	4/18/2024	TIBV-600247	CL
100575		1,300.00	4/18/2024	TIBV-600247	CL
100576		2,005.35	4/18/2024	TIBV-600247	CL
100577		26,804.29	4/18/2024	TIBV-600247	CL
100603		137.86	4/22/2024	TIBO-549752	CL
100607		2,019.44	4/22/2024	TIBZ-600061	CL
100630		13.81	4/22/2024	TIBZ-600061	CL
100706		7,648.22	4/23/2024	TIBY-600115	CL
100759		725.71	4/29/2024	TIBZ-600061	CL
100761		35,192.85	4/29/2024	TIBV-600247	CL
100790		117.06	4/30/2024	TICA-600142	CL
100893		591.14	5/7/2024	TICA-600142	CL
100897		148.45	5/7/2024	TIBZ-600061	CL
100898		552.65	5/7/2024	TIBZ-600061	CL
100899		226.38	5/7/2024	TICA-600142	CL
100900		137.12	5/7/2024	TICA-600142	CL
100925		0.00	5/10/2024	TIBO-549752	CL
		0.00	5/10/2024	TIBY-600115	CL
		0.00	5/10/2024	TIBZ-600061	CL
		0.00	5/10/2024	TICA-600142	CL
100947		580.00	5/13/2024	TIBV-600247	CL
100953		85.15	5/13/2024	TIBO-549752	CL
		10.95	5/13/2024	TIBY-600115	CL
		45.60	5/13/2024	TIBZ-600061	CL
		64.81	5/13/2024	TICA-600142	CL
100957		957.00	5/13/2024	TIBV-600247	CL
		1,419.00	5/13/2024	TIBY-600115	CL
100997		63.09	5/14/2024	TICA-600097	CL
101172		580.00	5/28/2024	TIBV-600247	CL
101214		169.54	6/3/2024	TICA-600152	CL
101266		139.39	6/4/2024	TICA-600142	CL
101279		761.97	6/4/2024	TICA-600152	CL
101308		243.74	6/10/2024	TICA-600195	CL

Trindel Insurance Fund
 Check/Voucher Register - For Board Meeting
 From 4/1/2024 Through 6/30/2024

101328	580.00	6/10/2024 TIBV-600247	OS
101342	132.01	6/11/2024 TICA-600195	CL
101343	46.19	6/11/2024 TICA-600195	CL
101356	9,417.72	6/11/2024 TIBZ-600061	CL
101357	267.98	6/11/2024 TIBZ-600061	CL
101365	66.59	6/11/2024 TICA-600142	CL
101383	6.93	6/17/2024 TIBZ-600061	CL
101426	139.39	6/18/2024 TICA-600142	CL
101471	88.20	6/18/2024 TIBO-549752	CL
101472	78.31	6/18/2024 TIBO-549752	CL
101502	<u>580.00</u>	6/24/2024 TIBV-600247	CL
Total 120 - Alpine		117,593.79	

Trindel Insurance Fund
 Check/Voucher Register - For Board Meeting
 From 4/1/2024 Through 6/30/2024

1030 - Claims
 Account - L/P
 120 - Alpine

<u>Check Number</u>	<u>Vendor Name</u>	<u>Check Amount</u>	<u>Effective Date</u>	<u>Transaction Description</u>	<u>Cleared Status</u>
13168		152,864.00	4/11/2024	ALP23-0006	CL
13185		345.64	4/25/2024	ALP23-0005	CL
13233		1,183.00	5/23/2024	ALP23-0005	CL
13271		<u>14,159.10</u>	6/11/2024	ALP23-0005	CL
	Total 120 - Alpine	<u>168,551.74</u>			
Report Total		<u>297,162.90</u>			

Trindel Insurance Fund
Check/Voucher Register - For Board Meeting
From 4/1/2024 Through 6/30/2024

1010 - General Account - Tri Counties Bank
130 - Colusa

<u>Check Number</u>	<u>Vendor Name</u>	<u>Check Amount</u>	<u>Effective Date</u>	<u>Transaction Description</u>	<u>Cleared Status</u>
23259	COUNTY OF COLUSA	<u>506.13</u>	6/3/2024	Colusa County Leadership/Employee Engagement 05/02/2024	CL
	Total 130 - Colusa	506.13			

Trindel Insurance Fund
 Check/Voucher Register - For Board Meeting
 From 4/1/2024 Through 6/30/2024

1020 - Claims Account - WC
 130 - Colusa

Check Number	Vendor Name	Check Amount	Effective Date	Transaction Description	Cleared Status
100250		172.75	4/1/2024	TIBZ-600146	CL
100251		133.31	4/1/2024	TIBZ-600146	CL
100258		669.99	4/1/2024	TIBY-600088	CL
100266		306.51	4/1/2024	TIBZ-600060	CL
100280		1,276.30	4/1/2024	TIBZ-600125	CL
100337		133.31	4/2/2024	TIBZ-600146	CL
100338		156.82	4/2/2024	TIBZ-600172	CL
100339		156.82	4/2/2024	TICA-600015	CL
100343		142.49	4/2/2024	TICA-600124	CL
100347		406.52	4/2/2024	TICA-600124	CL
100381		21.90	4/2/2024	TIBQ-550170	CL
		31.77	4/2/2024	TIBS-600017	CL
		144.49	4/2/2024	TIBY-600088	CL
		92.34	4/2/2024	TIBZ-600060	CL
		29.45	4/2/2024	TIBZ-600125	CL
		52.23	4/2/2024	TIBZ-600146	CL
		40.93	4/2/2024	TIBZ-600172	CL
		17.87	4/2/2024	TICA-600015	CL
		10.95	4/2/2024	TICA-600056	CL
		58.25	4/2/2024	TICA-600124	CL
100388		143.80	4/8/2024	TIBZ-600125	CL
100392		161.50	4/8/2024	TIBZ-600172	CL
100435		481.00	4/8/2024	TICA-600015	CL
100449		882.00	4/8/2024	TIBZ-600172	CL
100456		1,947.14	4/8/2024	TIBZ-600060	CL
100468		1,776.94	4/8/2024	TIBZ-600060	CL
100511		147.82	4/9/2024	TIBY-600088	CL
100517		122.86	4/9/2024	TIBZ-600146	CL
100531		2,015.00	4/15/2024	TICA-600116	CL
100539		1,435.50	4/15/2024	TIBY-600088	CL
100549		1,276.30	4/15/2024	TIBZ-600125	CL
100621		283.14	4/22/2024	TIBZ-600125	CL
100635		169.88	4/22/2024	TIBZ-600146	CL
100636		418.50	4/22/2024	TIBZ-600060	CL
100637		6,115.28	4/22/2024	TIBZ-600125	CL
100650		1,701.00	4/22/2024	TIBZ-600172	CL
100651		523.46	4/22/2024	TIBN-543900	CL
100656		580.00	4/22/2024	TIBZ-600060	CL
100687		295.87	4/23/2024	TIBZ-600145	CL
100699		171.50	4/23/2024	TIBZ-600145	CL
100700		16.32	4/23/2024	TIBZ-600145	CL
100730		114.75	4/29/2024	TIBZ-600146	CL
100731		80.44	4/29/2024	TICA-600116	CL
100732		470.50	4/29/2024	TIBZ-600146	CL
100734		1,784.58	4/29/2024	TIBY-600169	CL
100738		1,276.30	4/29/2024	TIBZ-600125	CL
100778		63.38	4/30/2024	TICA-600124	CL
100829		114.75	4/30/2024	TIBZ-600146	CL
100830		114.75	4/30/2024	TIBZ-600146	CL

Trindel Insurance Fund
 Check/Voucher Register - For Board Meeting
 From 4/1/2024 Through 6/30/2024

100840	2,015.00	5/6/2024 TIBY-600088	CL
100854	304.67	5/6/2024 TIBZ-600125	CL
100855	418.50	5/6/2024 TIBZ-600146	CL
100860	261.97	5/6/2024 TICA-600124	CL
100861	10.89	5/6/2024 TICA-600124	CL
100872	580.00	5/6/2024 TIBZ-600060	CL
100920	120.88	5/7/2024 TIBZ-600146	CL
100925	0.00	5/10/2024 TIBY-600088	CL
	0.00	5/10/2024 TIBZ-600125	CL
	0.00	5/10/2024 TIBZ-600145	CL
	0.00	5/10/2024 TIBZ-600146	CL
	0.00	5/10/2024 TIBZ-600172	CL
	0.00	5/10/2024 TICA-600116	CL
	0.00	5/10/2024 TICA-600124	CL
100930	1,276.30	5/13/2024 TIBZ-600125	CL
100953	10.95	5/13/2024 TIBY-600088	CL
	31.97	5/13/2024 TIBZ-600125	CL
	43.80	5/13/2024 TIBZ-600145	CL
	107.83	5/13/2024 TIBZ-600146	CL
	29.03	5/13/2024 TIBZ-600172	CL
	10.95	5/13/2024 TICA-600116	CL
	13.75	5/13/2024 TICA-600124	CL
100957	297.00	5/13/2024 TICA-600116	CL
100961	120.10	5/13/2024 TICA-600015	CL
100978	63.38	5/14/2024 TICA-600124	CL
101020	345.00	5/20/2024 TIBZ-600125	CL
101021	1,313.19	5/20/2024 TIBZ-600060	CL
101042	580.00	5/20/2024 TIBZ-600060	CL
101045	1,498.10	5/20/2024 TIBZ-600146	CL
101065	72.66	5/21/2024 TIBZ-600172	CL
101068	1,045.80	5/21/2024 TIBY-600169	CL
101073	7.17	5/21/2024 TICA-600168	CL
101083	206.42	5/21/2024 TIBZ-600060	CL
101084	364.99	5/21/2024 TIBZ-600125	CL
101085	274.56	5/21/2024 TIBZ-600146	CL
	274.56	5/21/2024 TIBZ-600172	CL
	283.06	5/21/2024 TICA-600015	CL
101089	256.59	5/21/2024 TIBY-600088	CL
101090	161.51	5/21/2024 TIBQ-550170	CL
101107	139.55	5/28/2024 TIBZ-600146	CL
101144	819.00	5/28/2024 TIBZ-600172	CL
101146	246.68	5/28/2024 TICA-600056	CL
	257.40	5/28/2024 TICA-600116	CL
101151	1,276.30	5/28/2024 TIBZ-600125	CL
101152	46.90	5/28/2024 TIBZ-600125	OS
101187	580.00	6/3/2024 TIBZ-600060	CL
101192	1,613.34	6/3/2024 TIBZ-600146	CL
101206	585.23	6/3/2024 TICA-600168	CL
101207	246.22	6/3/2024 TIBZ-600172	CL
101215	27.03	6/3/2024 TIBZ-600146	CL
101227	110.41	6/3/2024 TIBZ-600125	CL
101231	164.18	6/3/2024 TIBZ-600172	CL
101261	234.46	6/3/2024 TIBZ-600146	CL

Trindel Insurance Fund
 Check/Voucher Register - For Board Meeting
 From 4/1/2024 Through 6/30/2024

101267	205.91	6/4/2024 TIBZ-600060	CL
101270	177.09	6/4/2024 TIBZ-600125	CL
101290	139.55	6/4/2024 TIBZ-600172	CL
101311	1,276.30	6/10/2024 TIBZ-600125	CL
101336	84.30	6/10/2024 TIBZ-600060	CL
101380	863.36	6/17/2024 TIBY-600169	CL
101384	471.00	6/17/2024 TIBY-600088	CL
101385	82.33	6/17/2024 TIBZ-600146	CL
101386	107.48	6/17/2024 TIBZ-600146	CL
101400	945.00	6/17/2024 TIBZ-600172	CL
101405	580.00	6/17/2024 TIBZ-600060	CL
101409	1,613.34	6/17/2024 TIBZ-600146	CL
101451	99.11	6/18/2024 TIBZ-600146	CL
101474	949.44	6/18/2024 TIBZ-600125	CL
101475	110.92	6/18/2024 TIBZ-600146	CL
101476	112.65	6/18/2024 TIBZ-600146	CL
101481	1,276.30	6/24/2024 TIBZ-600125	CL
101486	650.00	6/24/2024 TICA-600116	CL
101487	137.18	6/24/2024 TICA-600056	CL
101498	10,478.35	6/24/2024 TIBZ-600146	CL
101500	140.68	6/24/2024 TIBY-600088	CL
101506	114.55	6/24/2024 TIBZ-600060	CL
101507	124.90	6/24/2024 TIBZ-600060	CL
101508	94.48	6/24/2024 TIBZ-600125	CL
101509	125.54	6/24/2024 TICA-600056	CL
101510	119.78	6/24/2024 TICA-600056	CL
101519	120.54	6/24/2024 TIBZ-600146	CL
101520	168.26	6/24/2024 TIBZ-600146	CL
101522	124.90	6/25/2024 TIBZ-600060	CL
101527	140.19	6/25/2024 TIBY-600088	CL
101536	9.79	6/25/2024 TIBZ-600172	CL
101541	127.96	6/25/2024 TIBZ-600125	CL
101557	390.81	6/25/2024 TIBY-600088	CL
94320	(205.91)	6/15/2024 TIBZ-600060	OS
Total 130 - Colusa		69,442.62	

Trindel Insurance Fund
 Check/Voucher Register - For Board Meeting
 From 4/1/2024 Through 6/30/2024

1030 - Claims Account - L/P
 130 - Colusa

Check Number	Vendor Name	Check Amount	Effective Date	Transaction Description	Cleared Status
13189		30,727.49	4/25/2024	COL24-0001	CL
13197		438.46	5/2/2024	COL21-0006	CL
13210		1,195.90	5/15/2024	COL21-0003	CL
13211		650.00	5/15/2024	COL16-0013	CL
13224		235.00	5/23/2024	COL23-0003	CL
13242		1,195.90	5/29/2024	COL21-0003	CL
13254		1,795.84	6/5/2024	COL24-0011	CL
13284		3,417.42	6/19/2024	COL24-0013	CL
13285		<u>6,927.41</u>	6/27/2024	COL21-0003	CL
	Total 130 - Colusa	<u>46,583.42</u>			
Report Total		<u>116,532.17</u>			

Trindel Insurance Fund
 Check/Voucher Register - For Board Meeting
 From 4/1/2024 Through 6/30/2024

1020 - Claims Account - WC
 140 - Del Norte

Check Number	Vendor Name	Check Amount	Effective Date	Transaction Description	Cleared Status
100287		2,013.00	4/1/2024	TIBY-600016	CL
100289		199.93	4/1/2024	TICA-600050	CL
100291		2,111.00	4/1/2024	TIBX-600177	CL
100292		1,693.07	4/1/2024	TIBX-600199	CL
100324		99.15	4/2/2024	TICA-600048	CL
100365		650.00	4/2/2024	TIBY-600216	CL
100366		95.03	4/2/2024	TICA-600050	CL
100367		111.74	4/2/2024	TICA-600026	CL
100368		57.71	4/2/2024	TICA-600050	CL
100369		96.74	4/2/2024	TICA-600026	CL
100377		40.43	4/2/2024	TICA-600125	CL
100381		10.95	4/2/2024	TIBS-600248	CL
		26.98	4/2/2024	TIBU-600047	CL
		32.85	4/2/2024	TIBY-600016	CL
		29.23	4/2/2024	TIBY-600093	CL
		27.87	4/2/2024	TIBY-600204	CL
		10.95	4/2/2024	TIBY-600216	CL
		36.82	4/2/2024	TIBZ-600132	CL
		29.23	4/2/2024	TIBZ-600154	CL
		29.23	4/2/2024	TIBZ-600205	CL
		164.98	4/2/2024	TICA-600026	CL
		30.50	4/2/2024	TICA-600048	CL
		253.44	4/2/2024	TICA-600050	CL
		44.54	4/2/2024	TICA-600125	CL
		10.95	4/2/2024	TICA-600128	CL
100402		55.15	4/8/2024	TIBY-600073	CL
100414		10.08	4/8/2024	TICA-600125	CL
100417		163.45	4/8/2024	TICA-600043	CL
100421		1,210.38	4/8/2024	TIBS-600248	CL
100425		633.13	4/8/2024	TICA-600149	CL
100426		127.87	4/8/2024	TICA-600032	CL
100435		900.00	4/8/2024	TIBU-600047	CL
100451		485.72	4/8/2024	TIBZ-600132	CL
100453		790.34	4/8/2024	TIBX-600199	CL
100493		55.15	4/9/2024	TIBY-600016	CL
100513		148.45	4/9/2024	TICA-600125	CL
100520		15.00	4/9/2024	TIBY-600073	CL
100542		510.38	4/15/2024	TIBY-600016	CL
100547		415.72	4/15/2024	TIBY-600167	CL
100548		415.72	4/15/2024	TIBY-600166	CL
100561		940.50	4/15/2024	TICA-600099	CL
100586		510.55	4/22/2024	TIBS-600248	CL
100600		224.20	4/22/2024	TIBY-600073	CL
100601		224.20	4/22/2024	TIBT-600011	CL
100614		10.08	4/22/2024	TIBS-600248	CL
100615		10.08	4/22/2024	TICA-600149	CL
100628		168.50	4/22/2024	TIBY-600016	CL

Trindel Insurance Fund
 Check/Voucher Register - For Board Meeting
 From 4/1/2024 Through 6/30/2024

100636	387.00	4/22/2024	TIBS-600248	CL
100653	485.72	4/22/2024	TIBZ-600132	CL
100659	551.00	4/22/2024	TIBT-600011	CL
100661	290.11	4/22/2024	TICA-600099	CL
100666	361.80	4/22/2024	TICA-600026	CL
100695	56.82	4/23/2024	TIBS-600248	CL
100697	223.15	4/23/2024	TIBZ-600205	CL
100704	416.20	4/23/2024	TIBY-600204	CL
100728	149.65	4/29/2024	TIBS-600248	CL
100732	749.00	4/29/2024	TIBU-600047	CL
	366.00	4/29/2024	TIBZ-600132	CL
100735	104.92	4/29/2024	TIBZ-600205	CL
100747	879.84	4/29/2024	TIBZ-600132	CL
100750	60.00	4/29/2024	TIBR-550526	CL
100766	82.90	4/30/2024	TICA-600050	CL
100767	83.21	4/30/2024	TIBZ-600205	CL
100768	83.21	4/30/2024	TIBZ-600154	CL
100769	82.90	4/30/2024	TIBX-600177	CL
100770	82.90	4/30/2024	TIBX-600177	CL
100794	9.09	4/30/2024	TICA-600172	CL
100795	164.87	4/30/2024	TIBZ-600205	CL
100796	216.09	4/30/2024	TIBS-600248	CL
100797	182.25	4/30/2024	TICA-600043	CL
100798	119.17	4/30/2024	TICA-600026	CL
100799	95.03	4/30/2024	TICA-600026	CL
100800	94.49	4/30/2024	TICA-600043	CL
100801	111.74	4/30/2024	TICA-600026	CL
100802	94.49	4/30/2024	TICA-600043	CL
100803	94.49	4/30/2024	TICA-600043	CL
100804	94.49	4/30/2024	TICA-600043	CL
100805	111.74	4/30/2024	TICA-600026	CL
100806	88.83	4/30/2024	TIBZ-600154	CL
100807	94.49	4/30/2024	TICA-600043	CL
100808	96.74	4/30/2024	TICA-600026	CL
100809	71.99	4/30/2024	TICA-600026	CL
100810	137.15	4/30/2024	TIBU-600047	CL
100811	135.77	4/30/2024	TIBX-600199	CL
100831	88.61	4/30/2024	TIBY-600204	CL
100839	676.57	5/6/2024	TIBU-600047	CL
100846	31.92	5/6/2024	TIBY-600016	CL
100851	655.70	5/6/2024	TIBS-600248	CL
100868	485.72	5/6/2024	TIBZ-600132	CL
100874	131.99	5/6/2024	TIBY-600073	CL
100901	192.00	5/7/2024	TIBY-600016	CL
100905	2,381.00	5/7/2024	TIBY-600016	CL
100906	224.20	5/7/2024	TIBY-600016	CL
100907	298.43	5/7/2024	TIBT-600011	CL
100918	83.21	5/7/2024	TIBX-600177	CL
100922	468.12	5/7/2024	TIBY-600093	CL
100925	0.00	5/10/2024	TIBS-600248	CL
	0.00	5/10/2024	TIBS-600259	CL
	0.00	5/10/2024	TIBT-600011	CL

Trindel Insurance Fund
 Check/Voucher Register - For Board Meeting
 From 4/1/2024 Through 6/30/2024

	0.00	5/10/2024	TIBU-600047	CL
	0.00	5/10/2024	TIBX-600177	CL
	0.00	5/10/2024	TIBX-600199	CL
	0.00	5/10/2024	TIBY-600016	CL
	0.00	5/10/2024	TIBY-600073	CL
	0.00	5/10/2024	TIBZ-600154	CL
	0.00	5/10/2024	TIBZ-600205	CL
	0.00	5/10/2024	TICA-600026	CL
	0.00	5/10/2024	TICA-600032	CL
	0.00	5/10/2024	TICA-600043	CL
	0.00	5/10/2024	TICA-600050	CL
	0.00	5/10/2024	TICA-600125	CL
	0.00	5/10/2024	TICA-600149	CL
	0.00	5/10/2024	TICA-600172	CL
100943	83.21	5/13/2024	TICA-600026	CL
100953	114.95	5/13/2024	TIBS-600248	CL
	10.95	5/13/2024	TIBS-600259	CL
	10.95	5/13/2024	TIBT-600011	CL
	13.14	5/13/2024	TIBU-600047	CL
	42.12	5/13/2024	TIBX-600177	CL
	13.12	5/13/2024	TIBX-600199	CL
	32.20	5/13/2024	TIBY-600016	CL
	10.95	5/13/2024	TIBY-600073	CL
	48.77	5/13/2024	TIBZ-600154	CL
	66.49	5/13/2024	TIBZ-600205	CL
	116.23	5/13/2024	TICA-600026	CL
	10.95	5/13/2024	TICA-600032	CL
	131.24	5/13/2024	TICA-600043	CL
	21.06	5/13/2024	TICA-600050	CL
	22.67	5/13/2024	TICA-600125	CL
	22.67	5/13/2024	TICA-600149	CL
	11.71	5/13/2024	TICA-600172	CL
100954	49.50	5/13/2024	TIBX-600177	CL
	1,105.50	5/13/2024	TIBX-600199	CL
100957	3,250.50	5/13/2024	TICA-600099	CL
100961	387.00	5/13/2024	TIBY-600073	CL
100964	2,519.99	5/13/2024	TIBX-600177	CL
100973	629.34	5/14/2024	TIBU-600047	CL
100974	632.31	5/14/2024	TIBU-600047	CL
100993	222.10	5/14/2024	TIBS-600248	CL
101007	224.20	5/20/2024	TIBY-600016	CL
101015	148.45	5/20/2024	TICA-600043	CL
101029	1,169.50	5/20/2024	TICA-600099	CL
101037	485.72	5/20/2024	TIBZ-600132	CL
101069	45.00	5/21/2024	TIBY-600073	CL
101109	227.66	5/28/2024	TIBY-600073	CL
101120	83.21	5/28/2024	TICA-600026	CL
101121	83.21	5/28/2024	TICA-600050	CL
101122	83.21	5/28/2024	TIBZ-600205	CL
101124	95.31	5/28/2024	TICA-600043	CL
101125	72.81	5/28/2024	TICA-600026	CL
101126	95.31	5/28/2024	TICA-600043	CL

Trindel Insurance Fund
 Check/Voucher Register - For Board Meeting
 From 4/1/2024 Through 6/30/2024

101127	120.51	5/28/2024	TICA-600048	CL
101128	100.34	5/28/2024	TICA-600043	CL
101129	112.97	5/28/2024	TICA-600048	CL
101130	120.51	5/28/2024	TICA-600048	CL
101133	81.04	5/28/2024	TIBZ-600132	CL
101139	633.13	5/28/2024	TICA-600172	CL
101143	1,633.50	5/28/2024	TIBS-600248	CL
101145	690.00	5/28/2024	TIBU-600047	CL
101146	257.40	5/28/2024	TIBX-600177	CL
	291.08	5/28/2024	TICA-600099	CL
101164	799.48	5/28/2024	TIBU-600047	CL
101185	485.72	6/3/2024	TIBZ-600132	CL
101195	145.39	6/3/2024	TICA-600026	CL
101204	185.34	6/3/2024	TICA-600128	CL
101209	227.66	6/3/2024	TIBY-600073	CL
101246	631.12	6/3/2024	TIBU-600047	CL
101247	83.82	6/3/2024	TICA-600048	CL
101248	95.31	6/3/2024	TICA-600043	CL
101269	198.01	6/4/2024	TICA-600125	CL
101274	227.66	6/4/2024	TIBY-600016	CL
101283	99.15	6/4/2024	TICA-600125	CL
101298	163.96	6/4/2024	TIBU-600047	CL
101319	683.40	6/10/2024	TIBZ-600132	CL
101402	485.72	6/17/2024	TIBZ-600132	CL
101408	367.72	6/17/2024	TIBY-600204	CL
101446	400.28	6/18/2024	TIBX-600177	CL
101447	67.95	6/18/2024	TIBS-600248	CL
101452	227.66	6/18/2024	TIBY-600016	CL
	227.66	6/18/2024	TIBY-600073	CL
101453	907.50	6/18/2024	TIBY-600016	CL
101459	488.32	6/18/2024	TIBY-600073	CL
101460	397.85	6/18/2024	TIBY-600073	CL
101526	2,015.00	6/25/2024	TIBY-600093	CL
101528	4,842.30	6/25/2024	TIBZ-600022	CL
101531	7.00	6/25/2024	TIBY-600073	CL
101532	<u>757.89</u>	6/25/2024	TIBY-600217	CL

Total 140 - Del Norte 60,810.24

Trindel Insurance Fund
 Check/Voucher Register - For Board Meeting
 From 4/1/2024 Through 6/30/2024

1030 - Claims Account - L/P
 140 - Del Norte

Check Number	Vendor Name	Check Amount	Effective Date	Transaction Description	Cleared Status
13155		1,403.10	4/3/2024	DEL22-0007	CL
13156		2,467.50	4/3/2024	DEL24-0007	CL
13157		3,280.45	4/3/2024	DEL23-0018	CL
13172		3,102.00	4/18/2024	DEL20-0025	CL
13190		0.00	4/25/2024	DEL23-0015	CL
13206		1,285.49	5/15/2024	DEL22-0007	CL
13207		2,327.50	5/15/2024	DEL24-0007	CL
13208		122.50	5/15/2024	DEL23-0018	CL
13220		74,801.57	5/15/2024	DEL23-0015	OS
13247		5,412.72	6/5/2024	DEL20-0025	CL
13263		836.50	6/11/2024	DEL22-0007	CL
13264		297.50	6/11/2024	DEL24-0007	CL
13265		297.50	6/11/2024	DEL23-0018	CL
13266		0.00	6/11/2024	DEL22-0007	OS
13274		5,300.00	6/11/2024	DEL23-0012	CL
13275		474.40	6/13/2024	DEL22-0007	CL
13276		0.00	6/13/2024	DEL23-0016	OS
13289		6,387.27	6/27/2024	DEL23-0016	CL
13290		<u>5,430.39</u>	6/27/2024	DEL24-0003	CL
Total 140 - Del Norte		<u>113,226.39</u>			
Report Total		<u>174,036.63</u>			

Trindel Insurance Fund
 Check/Voucher Register - For Board Meeting
 From 4/1/2024 Through 6/30/2024

1010 - General Account - Tri Counties Bank

150 - Lassen

<u>Check Number</u>	<u>Vendor Name</u>	<u>Check Amount</u>	<u>Effective Date</u>	<u>Transaction Description</u>	<u>Cleared Status</u>
23152	KAREN L. DIETER	400.00	4/4/2024	EAP	CL
23276	JAMES L. SNELL, PHD/LMFT	90.00	6/14/2024	EAP	CL
23287	CAROLYN DOTY-JOHNSON, LMFT	160.00	6/19/2024	EAP	CL
23294	JAMES L. SNELL, PHD/LMFT	90.00	6/19/2024	EAP	CL
23302	JAMES L. SNELL, PHD/LMFT	<u>90.00</u>	6/27/2024	EAP	CL
	Total 150 - Lassen	830.00			

Trindel Insurance Fund
 Check/Voucher Register - For Board Meeting
 From 4/1/2024 Through 6/30/2024

1020 - Claims Account - WC

150 - Lassen

Check Number	Vendor Name	Check Amount	Effective Date	Transaction Description	Cleared Status
100259		557.09	4/1/2024	TICA-600107	CL
100260		75.97	4/1/2024	TIBZ-600189	CL
100261		75.97	4/1/2024	TIBX-600109	CL
100262		75.97	4/1/2024	TIBN-543247	CL
100263		204.47	4/1/2024	TIBZ-600189	CL
100264		204.47	4/1/2024	TIBZ-600189	CL
100265		262.98	4/1/2024	TIBZ-600189	CL
100272		226.17	4/1/2024	TIBZ-600235	CL
100273		305.00	4/1/2024	TIBZ-600104	CL
100275		22.46	4/1/2024	TIBN-537456	CL
100278		1,315.72	4/1/2024	TICA-600061	CL
100285		230.00	4/1/2024	TICA-600020	CL
100286		10.00	4/1/2024	TICA-600020	CL
100312		8,105.47	4/1/2024	TIBZ-600235	CL
100325		426.86	4/2/2024	TICA-600107	CL
100349		108.94	4/2/2024	TIBY-600232	CL
100350		75.97	4/2/2024	TIBT-600166	CL
100351		75.97	4/2/2024	TIBX-600108	CL
100353		68.06	4/2/2024	TICA-600061	CL
100354		204.47	4/2/2024	TIBZ-600189	CL
100362		1,773.08	4/2/2024	TICA-600150	CL
100363		112.13	4/2/2024	TICA-600150	CL
100370		187.08	4/2/2024	TIBX-600168	CL
100373		402.73	4/2/2024	TIBY-600184	CL
100381		16.96	4/2/2024	TIBN-543247	CL
		16.96	4/2/2024	TIBS-600174	CL
		16.96	4/2/2024	TIBT-600166	CL
		27.91	4/2/2024	TIBX-600108	CL
		16.96	4/2/2024	TIBX-600109	CL
		13.94	4/2/2024	TIBX-600168	CL
		10.95	4/2/2024	TIBY-600184	CL
		24.87	4/2/2024	TIBY-600232	CL
		11.56	4/2/2024	TIBZ-600063	CL
		10.95	4/2/2024	TIBZ-600104	CL
		10.95	4/2/2024	TIBZ-600119	CL
		81.74	4/2/2024	TIBZ-600139	CL
		11.56	4/2/2024	TIBZ-600173	CL
		82.66	4/2/2024	TIBZ-600189	CL
		10.95	4/2/2024	TIBZ-600235	CL
		37.20	4/2/2024	TICA-600061	CL
		240.44	4/2/2024	TICA-600107	CL
		108.19	4/2/2024	TICA-600150	CL
100433		75.00	4/8/2024	TIBZ-600104	CL
100443		1,440.64	4/8/2024	TIBZ-600189	CL
100444		805.00	4/8/2024	TIBZ-600104	CL
100448		891.00	4/8/2024	TIBZ-600235	CL
100455		580.00	4/8/2024	TIBU-600129	CL

Trindel Insurance Fund
 Check/Voucher Register - For Board Meeting
 From 4/1/2024 Through 6/30/2024

100465	187.02	4/8/2024	TIBL-503213	CL
100473	580.00	4/8/2024	TIBX-600109	CL
100483	902.68	4/9/2024	TICA-600061	CL
100495	75.97	4/9/2024	TICA-600107	CL
100496	89.92	4/9/2024	TICA-600096	CL
100500	1,287.82	4/9/2024	TIBX-600168	CL
100505	59.19	4/9/2024	TIBZ-600173	CL
100512	99.87	4/9/2024	TICA-600073	CL
100533	89.92	4/15/2024	TICA-600061	CL
100534	183.60	4/15/2024	TIBN-537456	CL
100538	23.57	4/15/2024	TIBL-503213	CL
	87.81	4/15/2024	TIBZ-600139	CL
100539	759.00	4/15/2024	TIBZ-600162	CL
100543	1,315.72	4/15/2024	TICA-600061	CL
100553	4,661.25	4/15/2024	TIBY-600212	CL
100567	81.22	4/15/2024	TICA-600150	CL
100587	838.95	4/22/2024	TICA-600144	CL
100588	187.35	4/22/2024	TIBY-600232	CL
100604	89.92	4/22/2024	TIBZ-600139	CL
100609	226.17	4/22/2024	TIBZ-600189	CL
100643	1,551.46	4/22/2024	TIBZ-600189	CL
100655	580.00	4/22/2024	TIBU-600129	CL
100663	187.02	4/22/2024	TIBL-503213	CL
100669	580.00	4/22/2024	TIBX-600109	CL
100684	75.97	4/23/2024	TIBY-600232	CL
100685	75.97	4/23/2024	TICA-600107	CL
100686	204.47	4/23/2024	TIBZ-600189	CL
100692	23.27	4/23/2024	TIBU-600129	CL
100719	75.97	4/29/2024	TIBS-600174	CL
100720	75.97	4/29/2024	TIBS-600072	CL
100722	322.52	4/29/2024	TICA-600061	CL
100724	108.94	4/29/2024	TICA-600150	CL
100729	650.16	4/29/2024	TIBZ-600235	CL
100731	246.68	4/29/2024	TIBZ-600235	CL
100736	1,315.72	4/29/2024	TICA-600061	CL
100744	230.00	4/29/2024	TIBZ-600063	CL
100786	204.47	4/30/2024	TIBX-600108	CL
100819	181.60	4/30/2024	TICA-600144	CL
100827	161.66	4/30/2024	TIBZ-600235	CL
100833	371.47	5/6/2024	TIBZ-600189	CL
100854	230.00	5/6/2024	TICA-600107	CL
100855	450.00	5/6/2024	TICA-600107	CL
100862	1,551.46	5/6/2024	TIBZ-600189	CL
100871	580.00	5/6/2024	TIBU-600129	CL
100876	187.02	5/6/2024	TIBL-503213	CL
100884	580.00	5/6/2024	TIBX-600109	CL
100885	198.75	5/6/2024	TIBN-543247	CL
100886	399.75	5/6/2024	TIBS-600072	CL
100919	174.73	5/7/2024	TIBN-537456	CL
100925	0.00	5/10/2024	TIBN-537456	CL
	0.00	5/10/2024	TIBS-600072	CL
	0.00	5/10/2024	TIBS-600174	CL

Trindel Insurance Fund
 Check/Voucher Register - For Board Meeting
 From 4/1/2024 Through 6/30/2024

	0.00	5/10/2024	TIBU-600129	CL
	0.00	5/10/2024	TIBX-600108	CL
	0.00	5/10/2024	TIBX-600168	CL
	0.00	5/10/2024	TIBY-600232	CL
	0.00	5/10/2024	TIBZ-600139	CL
	0.00	5/10/2024	TIBZ-600173	CL
	0.00	5/10/2024	TIBZ-600189	CL
	0.00	5/10/2024	TIBZ-600235	CL
	0.00	5/10/2024	TICA-600061	CL
	0.00	5/10/2024	TICA-600096	CL
	0.00	5/10/2024	TICA-600107	CL
	0.00	5/10/2024	TICA-600144	CL
	0.00	5/10/2024	TICA-600150	CL
100926	1,315.72	5/13/2024	TICA-600061	CL
100953	50.98	5/13/2024	TIBN-537456	CL
	16.96	5/13/2024	TIBS-600072	CL
	16.96	5/13/2024	TIBS-600174	CL
	10.95	5/13/2024	TIBU-600129	CL
	10.95	5/13/2024	TIBX-600108	CL
	100.78	5/13/2024	TIBX-600168	CL
	66.55	5/13/2024	TIBY-600232	CL
	15.30	5/13/2024	TIBZ-600139	CL
	19.14	5/13/2024	TIBZ-600173	CL
	21.90	5/13/2024	TIBZ-600189	CL
	21.90	5/13/2024	TIBZ-600235	CL
	223.39	5/13/2024	TICA-600061	CL
	15.30	5/13/2024	TICA-600096	CL
	33.92	5/13/2024	TICA-600107	CL
	194.94	5/13/2024	TICA-600144	CL
	19.97	5/13/2024	TICA-600150	CL
100957	99.00	5/13/2024	TIBZ-600162	CL
100958	23.57	5/13/2024	TIBL-503213	CL
100977	75.97	5/14/2024	TICA-600107	CL
100979	445.08	5/14/2024	TIBZ-600167	CL
100980	75.97	5/14/2024	TIBX-600108	CL
101008	75.97	5/20/2024	TIBY-600212	CL
101028	1,551.46	5/20/2024	TIBZ-600189	CL
101041	580.00	5/20/2024	TIBU-600129	CL
101046	187.02	5/20/2024	TIBL-503213	CL
101058	580.00	5/20/2024	TIBX-600109	CL
101082	1,248.98	5/21/2024	TIBY-600232	CL
	721.68	5/21/2024	TICA-600061	CL
101086	75.97	5/21/2024	TIBP-549992	CL
	75.97	5/21/2024	TIBS-600072	CL
	75.97	5/21/2024	TIBY-600232	CL
	75.97	5/21/2024	TIBZ-600162	CL
	75.97	5/21/2024	TIBZ-600189	CL
101110	75.97	5/28/2024	TIBT-600166	CL
101147	10.58	5/28/2024	TIBN-537456	CL
101155	1,315.72	5/28/2024	TICA-600061	CL
101186	580.00	6/3/2024	TIBU-600129	CL
101193	187.02	6/3/2024	TIBL-503213	CL

Trindel Insurance Fund
 Check/Voucher Register - For Board Meeting
 From 4/1/2024 Through 6/30/2024

101198	580.00	6/3/2024	TIBX-600109	CL
101225	110.82	6/3/2024	TIBZ-600189	CL
101226	1,551.46	6/3/2024	TIBZ-600189	CL
101234	75.97	6/3/2024	TIBL-503213	CL
101235	75.97	6/3/2024	TIBX-600109	CL
101236	207.85	6/3/2024	TIBX-600108	CL
101259	164.33	6/3/2024	TIBZ-600235	CL
101260	164.33	6/3/2024	TIBZ-600235	CL
101265	486.05	6/4/2024	TICA-600204	CL
101294	371.84	6/4/2024	TIBX-600108	CL
	416.38	6/4/2024	TIBY-600232	CL
	197.57	6/4/2024	TIBZ-600189	CL
101298	155.41	6/4/2024	TIBX-600168	CL
101303	492.99	6/4/2024	TIBZ-600235	CL
101304	492.99	6/4/2024	TIBZ-600235	CL
101305	217.36	6/4/2024	TIBZ-600235	CL
101306	154.50	6/4/2024	TIBZ-600235	CL
101307	1,315.72	6/10/2024	TICA-600061	CL
101318	197.57	6/10/2024	TIBZ-600189	CL
101331	2,722.50	6/10/2024	TICA-600020	CL
101366	131.54	6/11/2024	TIBY-600184	CL
101382	775.50	6/17/2024	TIBZ-600162	CL
101383	10.58	6/17/2024	TIBN-537456	CL
101392	75.00	6/17/2024	TIBZ-600104	CL
101396	1,551.46	6/17/2024	TIBZ-600189	CL
101404	580.00	6/17/2024	TIBU-600129	CL
101410	187.02	6/17/2024	TIBL-503213	CL
101414	925.09	6/17/2024	TIBY-600184	CL
101417	580.00	6/17/2024	TIBX-600109	CL
101418	1,683.44	6/17/2024	TIBZ-600235	CL
101424	89.44	6/18/2024	TICA-600107	CL
101425	179.42	6/18/2024	TICA-600061	CL
101432	75.97	6/18/2024	TIBY-600232	CL
101434	207.85	6/18/2024	TIBZ-600189	CL
101437	452.55	6/18/2024	TIBZ-600163	CL
101456	246.68	6/18/2024	TICA-600154	CL
101477	1,315.72	6/24/2024	TICA-600061	CL
101529	75.97	6/25/2024	TIBL-503213	CL
101530	214.00	6/25/2024	TICA-600061	CL
101540	164.33	6/25/2024	TIBZ-600235	CL
101550	197.57	6/25/2024	TIBZ-600189	CL
101552	<u>256.59</u>	6/25/2024	TIBY-600184	CL

Total 150 - Lassen

73,549.14

Trindel Insurance Fund
 Check/Voucher Register - For Board Meeting
 From 4/1/2024 Through 6/30/2024

1030 - Claims
 Account - L/P

150 - Lassen

<u>Check Number</u>	<u>Vendor Name</u>	<u>Check Amount</u>	<u>Effective Date</u>	<u>Transaction Description</u>	<u>Cleared Status</u>
13200		1,322.03	5/2/2024	LAS22-0012	CL
13201		19,996.10	5/2/2024	LAS23-0017	CL
13221		3,339.41	5/15/2024	LAS23-0006	CL
13230		2,228.50	5/23/2024	LAS22-0012	CL
13248		<u>1,209.50</u>	6/5/2024	LAS23-0014	CL
	Total 150 - Lassen	<u>28,095.54</u>			
Report Total		<u>102,474.68</u>			

Trindel Insurance Fund
 Check/Voucher Register - For Board Meeting
 From 4/1/2024 Through 6/30/2024

1020 - Claims Account - WC
 160 - Modoc

Check Number	Vendor Name	Check Amount	Effective Date	Transaction Description	Cleared Status
100358		296.91	4/2/2024	TICA-600134	CL
100359		105.82	4/2/2024	TICA-600134	CL
100364		2,268.98	4/2/2024	TICA-600134	CL
100381		120.45	4/2/2024	TICA-600016	CL
		92.15	4/2/2024	TICA-600063	CL
		224.15	4/2/2024	TICA-600134	CL
100408		79.05	4/8/2024	TIBN-542108	CL
100413		186.49	4/8/2024	TICA-600134	CL
100472		2,605.30	4/8/2024	TICA-600016	CL
100668		2,605.30	4/22/2024	TICA-600016	CL
100688		1,074.14	4/23/2024	TICA-600064	CL
100793		71.83	4/30/2024	TICA-600134	CL
100883		2,605.30	5/6/2024	TICA-600016	CL
100925		0.00	5/10/2024	TIBN-542108	CL
		0.00	5/10/2024	TICA-600064	CL
		0.00	5/10/2024	TICA-600134	CL
100953		14.44	5/13/2024	TIBN-542108	CL
		21.90	5/13/2024	TICA-600134	CL
100954		445.50	5/13/2024	TIBW-600207	CL
100957		165.00	5/13/2024	TIBU-600127	CL
100963		101.69	5/13/2024	TICA-600064	CL
101057		2,605.30	5/20/2024	TICA-600016	CL
101118		503.75	5/28/2024	TIBW-600207	CL
101134		133.65	5/28/2024	TICA-600134	CL
101197		2,605.30	6/3/2024	TICA-600016	CL
101278		208.29	6/4/2024	TIBS-600048	CL
101280		109.86	6/4/2024	TICA-600106	CL
101281		35.82	6/4/2024	TICA-600118	CL
101334		661.74	6/10/2024	TIBS-600048	CL
101377		645.00	6/17/2024	TIBU-600127	CL
101416		2,605.30	6/17/2024	TICA-600016	CL
101457		1,155.00	6/18/2024	TIBU-600127	CL
101533		<u>842.93</u>	6/25/2024	TIBZ-600095	CL
Total 160 - Modoc		25,196.34			

Trindel Insurance Fund
 Check/Voucher Register - For Board Meeting
 From 4/1/2024 Through 6/30/2024

1030 - Claims Account - L/P
 160 - Modoc

<u>Check Number</u>	<u>Vendor Name</u>	<u>Check Amount</u>	<u>Effective Date</u>	<u>Transaction Description</u>	<u>Cleared Status</u>
13164		2,784.50	4/11/2024	MOD22-0007	CL
13170		4,368.50	4/18/2024	MOD23-0008	CL
13212		2,802.88	5/15/2024	MOD22-0007	CL
13243		5,490.50	5/29/2024	MOD23-0008	CL
13286		<u>25,000.00</u>	6/27/2024	MOD23-0001	CL
	Total 160 - Modoc	<u>40,446.38</u>			
Report Total		<u>65,642.72</u>			

Trindel Insurance Fund
 Check/Voucher Register - For Board Meeting
 From 4/1/2024 Through 6/30/2024

1010 - General Account - Tri Counties Bank
 170 - Mono

Check Number	Vendor Name	Check Amount	Effective Date	Transaction Description	Cleared Status
23238	AIS trust Account Newport	17.50	5/14/2024	Acct#MONOCOU-01, Item#11158264, 24-25 Blanket Notary E&O	CL
23239	ANNIE LINAWEAVER MFT	240.00	5/14/2024	EAP	CL
23246	BAKER & HOSTETLER LLP	6,172.50	5/21/2024	B&H File #08672/131632/000001	CL
23250	ALVAREZ ASSOCIATES LLC	2,850.00	5/23/2024	Inv #2397 Mono County Threat Assessment Case Intake & Calls	CL
23257	ANNIE LINAWEAVER MFT	120.00	6/3/2024	EAP	CL
23284	BAKER & HOSTETLER LLP	1,347.00	6/19/2024	B&H File#08672/131632~May 2024	CL
23301	FRONTLINE FIRST	<u>1,672.62</u>	6/27/2024	06/11-12/2024 Chaplain Services Mono County	CL
	Total 170 - Mono	12,419.62			

Trindel Insurance Fund
 Check/Voucher Register - For Board Meeting
 From 4/1/2024 Through 6/30/2024

1020 - Claims Account - WC
 170 - Mono

Check Number	Vendor Name	Check Amount	Effective Date	Transaction Description	Cleared Status
100242		1,506.54	4/1/2024	TIBY-600226	CL
100273		75.00	4/1/2024	TIBZ-600161	CL
100290		580.00	4/1/2024	TIBU-600274	CL
100311		2,464.00	4/1/2024	TIBY-600099	CL
100361		193.62	4/2/2024	TICA-600039	CL
100381		10.95	4/2/2024	TIBY-600019	CL
		28.58	4/2/2024	TIBY-600192	CL
		10.95	4/2/2024	TIBY-600226	CL
		10.95	4/2/2024	TIBZ-600014	CL
		10.95	4/2/2024	TIBZ-600036	CL
		44.49	4/2/2024	TIBZ-600155	CL
		288.49	4/2/2024	TIBZ-600161	CL
		10.95	4/2/2024	TICA-600007	CL
		51.34	4/2/2024	TICA-600039	CL
		21.90	4/2/2024	TICA-600080	CL
		21.90	4/2/2024	TICA-600081	CL
100410		100.85	4/8/2024	TICA-600081	CL
100411		66.59	4/8/2024	TIBY-600192	CL
100416		805.15	4/8/2024	TICA-600147	CL
100430		65.09	4/8/2024	TIBY-600019	CL
100435		264.95	4/8/2024	TIBZ-600161	CL
100469		473.94	4/8/2024	TIBS-600311	CL
100470		617.50	4/8/2024	TIBZ-600211	CL
100471		145.00	4/8/2024	TIBZ-600236	CL
100501		134.95	4/9/2024	TICA-600039	CL
100521		2,464.00	4/9/2024	TIBY-600019	CL
100535		5,100.83	4/15/2024	TICA-600080	CL
100538		428.26	4/15/2024	TIAW-453606	CL
		14.49	4/15/2024	TIBB-453446	CL
100544		327.25	4/15/2024	TIBZ-600161	CL
100558		580.00	4/15/2024	TIBU-600274	CL
100570		450.00	4/15/2024	TIBY-600019	CL
100572		2,464.00	4/15/2024	TIBY-600099	CL
100595		1,256.13	4/22/2024	TICA-600080	CL
100608		226.17	4/22/2024	TIBY-600019	CL
100610		226.17	4/22/2024	TIBY-600099	CL
100619		217.36	4/22/2024	TIBB-453446	CL
100622		83.38	4/22/2024	TICA-600039	CL
100633		11,332.61	4/22/2024	TIBY-600059	CL
100637		1,410.73	4/22/2024	TIBZ-600026	CL
100667		473.94	4/22/2024	TIBS-600311	CL
100702		140.70	4/23/2024	TICA-600080	CL
100705		2,464.00	4/23/2024	TIBY-600019	CL
100710		137.12	4/29/2024	TICA-600081	CL
100731		246.68	4/29/2024	TICA-600156	CL
100748		580.00	4/29/2024	TIBU-600274	CL
100760		2,464.00	4/29/2024	TIBY-600099	CL
100838		2,288.00	5/6/2024	TIBY-600226	CL

Trindel Insurance Fund
 Check/Voucher Register - For Board Meeting
 From 4/1/2024 Through 6/30/2024

100882	473.94	5/6/2024	TIBS-600311	CL
100891	259.93	5/7/2024	TIBY-600019	CL
100892	771.08	5/7/2024	TICA-600080	CL
100894	541.46	5/7/2024	TICA-600081	CL
100895	133.84	5/7/2024	TIBZ-600161	CL
100896	359.89	5/7/2024	TICA-600081	CL
100909	13.15	5/7/2024	TICA-600147	CL
100910	114.71	5/7/2024	TIBZ-600155	CL
100923	3,481.00	5/7/2024	TICA-600080	CL
100924	2,464.00	5/7/2024	TIBY-600019	CL
100925	0.00	5/10/2024	TIBB-453446	CL
	0.00	5/10/2024	TIBY-600019	CL
	0.00	5/10/2024	TIBY-600059	CL
	0.00	5/10/2024	TIBY-600099	CL
	0.00	5/10/2024	TIBY-600192	CL
	0.00	5/10/2024	TICA-600039	CL
	0.00	5/10/2024	TICA-600080	CL
	0.00	5/10/2024	TICA-600081	CL
	0.00	5/10/2024	TICA-600147	CL
100939	580.00	5/13/2024	TIBU-600274	CL
100945	2,464.00	5/13/2024	TIBY-600099	CL
100953	10.95	5/13/2024	TIBB-453446	CL
	34.52	5/13/2024	TIBY-600019	CL
	10.95	5/13/2024	TIBY-600059	CL
	10.95	5/13/2024	TIBY-600099	CL
	34.55	5/13/2024	TIBY-600192	CL
	48.52	5/13/2024	TICA-600039	CL
	10.95	5/13/2024	TICA-600080	CL
	45.43	5/13/2024	TICA-600081	CL
	126.49	5/13/2024	TICA-600147	CL
100954	487.50	5/13/2024	TIBY-600099	CL
100956	327.12	5/13/2024	TIBZ-600036	CL
	80.44	5/13/2024	TIBZ-600136	CL
	399.72	5/13/2024	TICA-600156	CL
100966	2,915.04	5/13/2024	TIBY-600099	CL
100984	195.88	5/14/2024	TICA-600147	CL
101020	345.00	5/20/2024	TIBZ-600161	CL
101021	692.70	5/20/2024	TIBW-600210	CL
101053	847.98	5/20/2024	TIBY-600019	CL
101055	473.94	5/20/2024	TIBS-600311	CL
101075	2,464.00	5/21/2024	TIBY-600019	CL
101087	188.26	5/21/2024	TIBY-600192	CL
	100.85	5/21/2024	TICA-600081	CL
101088	92.34	5/21/2024	TICA-600039	CL
	1,476.70	5/21/2024	TICA-600156	CL
101090	299.67	5/21/2024	TIBT-600070	CL
101093	1,218.06	5/23/2024	TICA-600192	CL
101105	91.32	5/28/2024	TIBZ-600161	CL
101115	216.59	5/28/2024	TICA-600147	CL
101116	109.45	5/28/2024	TICA-600147	CL
101117	189.77	5/28/2024	TICA-600147	CL
101146	268.13	5/28/2024	TIBZ-600136	CL

Trindel Insurance Fund
 Check/Voucher Register - For Board Meeting
 From 4/1/2024 Through 6/30/2024

101160	252.90	5/28/2024	TIBZ-600014	CL
101161	1,361.50	5/28/2024	TIBW-600210	CL
101163	580.00	5/28/2024	TIBU-600274	CL
101171	2,464.00	5/28/2024	TIBY-600099	CL
101181	957.05	6/3/2024	TICA-600192	CL
101191	246.68	6/3/2024	TIBZ-600136	CL
101196	473.94	6/3/2024	TIBS-600311	CL
101208	3,812.00	6/3/2024	TIBZ-600236	CL
101213	66.59	6/3/2024	TIBY-600192	CL
101240	137.18	6/3/2024	TICA-600007	CL
	259.20	6/3/2024	TICA-600147	CL
	1,950.97	6/3/2024	TICA-600192	CL
101277	142.25	6/4/2024	TICA-600192	CL
101286	2,464.00	6/4/2024	TIBY-600019	CL
101295	99.50	6/4/2024	TIBZ-600036	CL
101296	556.28	6/4/2024	TIBZ-600036	CL
101320	580.00	6/10/2024	TIBU-600274	CL
101325	2,464.00	6/10/2024	TIBY-600099	CL
101344	461.00	6/11/2024	TIBY-600019	CL
101358	1,300.56	6/11/2024	TIBY-600192	CL
101359	852.42	6/11/2024	TICA-600081	CL
101379	247.50	6/17/2024	TIBY-600059	CL
	973.50	6/17/2024	TIBZ-600136	CL
101383	428.26	6/17/2024	TIAW-453606	CL
101395	1,218.06	6/17/2024	TICA-600192	CL
101415	473.94	6/17/2024	TIBS-600311	CL
101443	2,464.00	6/18/2024	TIBY-600019	CL
101461	665.28	6/18/2024	TICA-600202	CL
101462	121.15	6/18/2024	TICA-600147	CL
101474	472.95	6/18/2024	TIBZ-600026	CL
101479	139.39	6/24/2024	TICA-600081	CL
101489	1,649.72	6/24/2024	TIBY-600099	CL
101492	580.00	6/24/2024	TIBU-600274	OS
101501	2,464.00	6/24/2024	TIBY-600099	CL
101549	333.29	6/25/2024	TIBV-600255	CL
101551	66.59	6/25/2024	TICA-600081	CL
101553	107.14	6/25/2024	TICA-600147	CL
101554	<u>116.60</u>	6/25/2024	TICA-600192	CL

Total 170 - Mono

102,854.61

Trindel Insurance Fund
 Check/Voucher Register - For Board Meeting
 From 4/1/2024 Through 6/30/2024

1030 - Claims Account - L/P
 170 - Mono

Check Number	Vendor Name	Check Amount	Effective Date	Transaction Description	Cleared Status
13161		763.75	4/3/2024	MON22-0008	CL
13169		7,106.58	4/11/2024	MON24-0011	CL
13202		1,769.45	5/2/2024	MON24-0017	CL
13225		1,010.02	5/23/2024	MON22-0008	CL
13267		19,875.00	6/11/2024	MON24-0014	CL
13283		<u>4,287.50</u>	6/19/2024	MON24-0019	CL
	Total 170 - Mono	<u>34,812.30</u>			
Report Total		<u>150,086.53</u>			

Trindel Insurance Fund
Check/Voucher Register - For Board Meeting
From 4/1/2024 Through 6/30/2024

1010 - General Account - Tri Counties Bank

180 - Plumas

<u>Check Number</u>	<u>Vendor Name</u>	<u>Check Amount</u>	<u>Effective Date</u>	<u>Transaction Description</u>	<u>Cleared Status</u>
23156	ANNIE LINAWEAVER MFT	<u>120.00</u>	4/8/2024	EAP	CL
	Total 180 - Plumas	120.00			

Trindel Insurance Fund
 Check/Voucher Register - For Board Meeting
 From 4/1/2024 Through 6/30/2024

1020 - Claims Account - WC

180 - Plumas

Check Number	Vendor Name	Check Amount	Effective Date	Transaction Description	Cleared Status
100274		986.72	4/1/2024	TICA-600129	CL
100276		102.23	4/1/2024	TIBP-550013	CL
100281		146.88	4/1/2024	TIBC-362799	CL
100294		4,285.60	4/1/2024	TICA-600146	CL
100295		1,020.38	4/1/2024	TICA-600146	CL
100308		2,978.25	4/1/2024	TIBX-600070	CL
100323		115.52	4/2/2024	TIBF-362819	CL
100348		417.54	4/2/2024	TIBC-362799	CL
100355		124.07	4/2/2024	TIBY-600170	CL
100356		124.07	4/2/2024	TIBY-600170	CL
100357		124.07	4/2/2024	TIBY-600170	CL
100360		124.13	4/2/2024	TIBY-600047	CL
100371		214.13	4/2/2024	TIBY-600203	CL
100372		25.55	4/2/2024	TIBT-600253	CL
100381		10.95	4/2/2024	TIBC-362799	CL
		85.82	4/2/2024	TIBF-362819	CL
		13.37	4/2/2024	TIBT-600253	CL
		10.95	4/2/2024	TIBX-600070	CL
		56.54	4/2/2024	TIBY-600047	CL
		36.39	4/2/2024	TIBY-600170	CL
		49.39	4/2/2024	TIBY-600203	CL
		10.95	4/2/2024	TICA-600115	CL
		150.08	4/2/2024	TICA-600135	CL
		117.31	4/2/2024	TICA-600136	CL
100435		418.50	4/8/2024	TIBF-362819	CL
100441		406.02	4/8/2024	TIBY-600047	CL
100454		1,509.04	4/8/2024	TIBY-600203	CL
100499		165.00	4/9/2024	TIBG-364304	CL
100503		467.94	4/9/2024	TIAS-362786	CL
100506		2,978.25	4/9/2024	TIBX-600070	CL
100507		143.66	4/9/2024	TICA-600133	CL
100508		209.01	4/9/2024	TIBY-600047	CL
100537		188.26	4/15/2024	TIBY-600047	CL
100538		216.33	4/15/2024	TIBF-362817	CL
		22.48	4/15/2024	TIBY-600047	CL
100539		1,188.00	4/15/2024	TIBY-600203	CL
100551		146.88	4/15/2024	TIBC-362799	CL
100560		2,857.06	4/15/2024	TICA-600146	CL
100566		84.60	4/15/2024	TIBF-362819	CL
100585		157.49	4/22/2024	TIBF-362819	CL
100623		202.95	4/22/2024	TIBU-600045	CL
100624		191.22	4/22/2024	TICA-600129	CL
100625		375.52	4/22/2024	TIBF-362819	CL
100680		115.52	4/23/2024	TIBF-362819	CL
100681		1,650.30	4/23/2024	TIBY-600047	CL
100689		148.45	4/23/2024	TICA-600129	CL
100690		148.45	4/23/2024	TIBT-600253	CL

Trindel Insurance Fund
 Check/Voucher Register - For Board Meeting
 From 4/1/2024 Through 6/30/2024

100691	375.52	4/23/2024	TICA-600146	CL
100708	115.52	4/29/2024	TIBF-362819	CL
100726	226.17	4/29/2024	TICA-600146	CL
100731	246.68	4/29/2024	TICA-600133	CL
100732	439.50	4/29/2024	TICA-600146	CL
100739	146.88	4/29/2024	TIBC-362799	CL
100749	1,509.04	4/29/2024	TIBY-600203	CL
100753	2,857.06	4/29/2024	TICA-600146	CL
100772	1,059.65	4/30/2024	TIBP-550013	CL
100784	781.82	4/30/2024	TICA-600163	CL
100785	58.26	4/30/2024	TICA-600163	CL
100788	82.25	4/30/2024	TIBY-600170	CL
100789	84.50	4/30/2024	TIBY-600170	CL
100791	46.19	4/30/2024	TIBY-600047	CL
100834	168.49	5/6/2024	TICA-600135	CL
100841	1,436.25	5/6/2024	TIBZ-600037	CL
100842	432.72	5/6/2024	TICA-600146	CL
100847	85.41	5/6/2024	TIBY-600203	CL
100848	85.41	5/6/2024	TIBY-600203	CL
100849	85.41	5/6/2024	TIBY-600203	CL
100850	204.41	5/6/2024	TIBY-600203	CL
100855	471.00	5/6/2024	TIBF-362819	CL
100865	2,250.00	5/6/2024	TIAS-362786	CL
100870	1,509.04	5/6/2024	TIBY-600203	CL
100881	14,443.54	5/6/2024	TICA-600129	CL
100915	202.30	5/7/2024	TIBX-600127	CL
100916	277.90	5/7/2024	TIBX-600127	CL
100917	92.76	5/7/2024	TIBX-600127	CL
100925	0.00	5/10/2024	TIAS-362786	CL
	0.00	5/10/2024	TIBF-362819	CL
	0.00	5/10/2024	TIBG-364304	CL
	0.00	5/10/2024	TIBP-550013	CL
	0.00	5/10/2024	TIBT-600046	CL
	0.00	5/10/2024	TIBT-600253	CL
	0.00	5/10/2024	TIBU-600045	CL
	0.00	5/10/2024	TIBX-600070	CL
	0.00	5/10/2024	TIBY-600047	CL
	0.00	5/10/2024	TIBY-600170	CL
	0.00	5/10/2024	TICA-600129	CL
	0.00	5/10/2024	TICA-600133	CL
	0.00	5/10/2024	TICA-600146	CL
	0.00	5/10/2024	TICA-600163	CL
100931	146.88	5/13/2024	TIBC-362799	CL
100953	10.95	5/13/2024	TIAS-362786	CL
	76.19	5/13/2024	TIBF-362819	CL
	10.95	5/13/2024	TIBG-364304	CL
	10.95	5/13/2024	TIBP-550013	CL
	21.90	5/13/2024	TIBT-600046	CL
	10.95	5/13/2024	TIBT-600253	CL
	10.95	5/13/2024	TIBU-600045	CL
	10.95	5/13/2024	TIBX-600070	CL
	56.50	5/13/2024	TIBY-600047	CL

Trindel Insurance Fund
 Check/Voucher Register - For Board Meeting
 From 4/1/2024 Through 6/30/2024

	21.90	5/13/2024	TIBY-600170	CL
	40.04	5/13/2024	TICA-600129	CL
	10.95	5/13/2024	TICA-600133	CL
	21.90	5/13/2024	TICA-600146	CL
	82.23	5/13/2024	TICA-600163	CL
100956	246.68	5/13/2024	TICA-600146	CL
100957	379.50	5/13/2024	TIBX-600070	CL
	1,023.00	5/13/2024	TIBY-600203	CL
100958	24.09	5/13/2024	TIAS-362786	CL
	6.27	5/13/2024	TIBF-362817	CL
100968	462.08	5/14/2024	TIBF-362819	CL
100990	125.08	5/14/2024	TIBF-362817	CL
101003	126.44	5/20/2024	TIBF-362819	CL
101005	226.17	5/20/2024	TIBF-362817	CL
101009	80.28	5/20/2024	TIBY-600170	CL
101014	148.45	5/20/2024	TICA-600129	CL
101016	196.07	5/20/2024	TICA-600146	CL
101019	246.68	5/20/2024	TICA-600146	CL
101020	345.00	5/20/2024	TIBP-550013	CL
101039	3.00	5/20/2024	TIBY-600203	CL
101040	862.48	5/20/2024	TIBY-600203	CL
101048	69.68	5/20/2024	TIBF-362819	CL
101050	2,436.26	5/20/2024	TICA-600129	OS
101072	209.01	5/21/2024	TICA-600184	CL
101103	115.52	5/28/2024	TIBF-362819	CL
101146	493.36	5/28/2024	TICA-600146	CL
101147	216.33	5/28/2024	TIBF-362817	CL
101148	554.53	5/28/2024	TIBF-362819	CL
101153	0.00	5/28/2024	TICA-600146	OS
101154	0.00	5/28/2024	TICA-600146	OS
101157	146.88	5/28/2024	TIBC-362799	CL
101173	3,911.97	5/28/2024	TIBY-600203	CL
101182	230.00	6/3/2024	TIBX-600127	CL
101216	229.91	6/3/2024	TICA-600146	CL
101224	229.91	6/3/2024	TIBT-600046	CL
	229.91	6/3/2024	TICA-600129	CL
101237	97.69	6/3/2024	TIBY-600203	CL
101250	99.66	6/3/2024	TIBW-600106	CL
	150.90	6/3/2024	TICA-600115	CL
	150.90	6/3/2024	TICA-600133	CL
101262	1,076.11	6/3/2024	TICA-600198	CL
101282	485.96	6/4/2024	TIAS-362786	CL
101294	199.32	6/4/2024	TIBF-362819	CL
101298	379.97	6/4/2024	TIBY-600203	CL
101299	1,329.35	6/4/2024	TICA-600198	CL
101300	999.29	6/4/2024	TICA-600190	CL
101310	4,022.25	6/10/2024	TIBY-600203	CL
101330	230.00	6/10/2024	TIBX-600127	CL
101331	247.50	6/10/2024	TIBV-600185	CL
	115.50	6/10/2024	TIBZ-600011	CL
	511.50	6/10/2024	TICA-600067	CL
101335	6.27	6/10/2024	TIBF-362817	CL

Trindel Insurance Fund
 Check/Voucher Register - For Board Meeting
 From 4/1/2024 Through 6/30/2024

101336	95.82	6/10/2024	TICA-600146	CL
101337	146.88	6/10/2024	TIBC-362799	CL
101341	159.24	6/11/2024	TIBF-362819	CL
101346	244.34	6/11/2024	TIBY-600203	CL
101349	125.83	6/11/2024	TICA-600133	CL
101369	202.30	6/11/2024	TIBX-600127	CL
101370	166.70	6/11/2024	TIBX-600127	CL
101381	1,056.00	6/17/2024	TIBY-600203	CL
101383	216.33	6/17/2024	TIBF-362817	CL
101388	151.43	6/17/2024	TICA-600133	CL
101411	269.03	6/17/2024	TICA-600198	CL
101413	4,872.52	6/17/2024	TICA-600129	CL
101431	230.00	6/18/2024	TIBX-600127	CL
101435	66.59	6/18/2024	TIBY-600047	CL
101442	139.49	6/18/2024	TIBF-362817	CL
101456	246.68	6/18/2024	TICA-600190	CL
101463	345.00	6/18/2024	TIBF-362819	CL
101464	73.57	6/18/2024	TICA-600133	CL
101465	73.57	6/18/2024	TICA-600133	CL
101482	146.88	6/24/2024	TIBC-362799	CL
101499	150.90	6/24/2024	TIBY-600047	CL
101504	1,666.68	6/24/2024	TICA-600190	CL
101515	150.90	6/24/2024	TICA-600190	CL
101516	94.29	6/24/2024	TICA-600190	CL
101558	<u>1,255.46</u>	6/27/2024	TICA-600198	CL
Total 180 - Plumas			91,662.83	

Trindel Insurance Fund
 Check/Voucher Register - For Board Meeting
 From 4/1/2024 Through 6/30/2024

1030 - Claims Account - L/P

180 - Plumas

Check Number	Vendor Name	Check Amount	Effective Date	Transaction Description	Cleared Status
13154		324.00	4/3/2024	PLU23-0009	CL
13191		27,323.73	4/25/2024	PLU23-0010	CL
13192		64,332.32	4/25/2024	PLU23-0002	CL
13199		70.50	5/2/2024	PLU18-0004	CL
13205		175.00	5/15/2024	PLU23-0009	CL
13214		0.00	5/15/2024	PLU24-0002	CL
13237		1,365.00	5/23/2024	PLU23-0013	CL
13253		44,745.43	6/5/2024	PLU24-0002	CL
13257		5,374.27	6/6/2024	PLU24-0003	CL
13259		2,112.00	6/11/2024	PLU13-0001	CL
13262		<u>279.50</u>	6/11/2024	PLU23-0009	CL
	Total 180 - Plumas	<u>146,101.75</u>			
Report Total		<u>237,884.58</u>			

Trindel Insurance Fund
Check/Voucher Register - For Board Meeting
From 4/1/2024 Through 6/30/2024

1010 - General Account - Tri Counties Bank
190 - San Benito

<u>Check Number</u>	<u>Vendor Name</u>	<u>Check Amount</u>	<u>Effective Date</u>	<u>Transaction Description</u>	<u>Cleared Status</u>
23157	DAVID REIKOWSKI, Ph.D.	80.00	4/8/2024	EAP	CL
23158	DAVID REIKOWSKI, Ph.D.	80.00	4/8/2024	EAP	CL
23208	DAVID REIKOWSKI, Ph.D.	<u>80.00</u>	4/29/2024	EAP	CL
	Total 190 - San Benito	240.00			

Trindel Insurance Fund
Check/Voucher Register - For Board Meeting
From 4/1/2024 Through 6/30/2024

1020 - Claims Account - WC
190 - San Benito

Check Number	Vendor Name	Check Amount	Effective Date	Transaction Description	Cleared Status
100241		187.33	4/1/2024	TICA-600100	CL
100269		154.50	4/1/2024	TIBZ-600197	CL
100270		161.32	4/1/2024	TIBZ-600197	CL
100271		13.00	4/1/2024	TIBZ-600197	CL
100274		246.68	4/1/2024	TICA-600079	CL
100275		300.41	4/1/2024	TIBN-545375	CL
		16.77	4/1/2024	TIBT-600027	CL
100276		408.00	4/1/2024	TIBM-533666	CL
		470.50	4/1/2024	TIBN-541402	CL
		387.00	4/1/2024	TIBN-545375	CL
		84.00	4/1/2024	TIBU-600100	CL
		277.80	4/1/2024	TIBW-600190	CL
		418.50	4/1/2024	TIBY-600222	CL
		366.00	4/1/2024	TIBZ-600191	CL
100277		215.00	4/1/2024	TIBV-600081	CL
		946.00	4/1/2024	TIBX-600042	CL
		1,010.50	4/1/2024	TIBX-600096	CL
		2,125.50	4/1/2024	TIBX-600201	CL
		606.50	4/1/2024	TIBY-600213	CL
		150.50	4/1/2024	TIBY-600222	CL
		1,798.50	4/1/2024	TIBZ-600197	CL
		1,436.00	4/1/2024	TIBZ-600230	CL
		1,920.00	4/1/2024	TICA-600079	CL
100279		5,169.48	4/1/2024	TIBZ-600230	CL
100282		580.00	4/1/2024	TIBT-600027	CL
100288		1,947.12	4/1/2024	TIBZ-600214	CL
100297		2,429.94	4/1/2024	TIBZ-600223	CL
100298		55.52	4/1/2024	TIBZ-600223	CL
100299		253.58	4/1/2024	TIBU-600283	CL
100300		253.58	4/1/2024	TIBU-600283	CL
100301		580.00	4/1/2024	TIBG-549887	CL
100302		345.00	4/1/2024	TIBZ-600197	CL
100304		289.18	4/1/2024	TIBZ-600230	CL
100306		877.50	4/1/2024	TIBZ-600230	CL
100307		5,363.25	4/1/2024	TIBZ-600230	CL
100314		163.00	4/2/2024	TIBZ-600065	CL
100315		208.93	4/2/2024	TICA-600062	CL
100316		241.82	4/2/2024	TIBZ-600214	CL
100318		208.93	4/2/2024	TIBW-600190	CL
100319		163.00	4/2/2024	TIBZ-600214	CL
100321		143.52	4/2/2024	TIBY-600132	CL
100322		222.90	4/2/2024	TIBZ-600223	CL
100326		800.00	4/2/2024	TICA-600079	CL
100378		101.22	4/2/2024	TIBY-600222	CL
100379		13.00	4/2/2024	TIBZ-600197	CL
100381		44.00	4/2/2024	TIBM-533666	CL
		41.35	4/2/2024	TIBN-541402	CL
		10.95	4/2/2024	TIBQ-550203	CL
		23.52	4/2/2024	TIBS-600355	CL

Trindel Insurance Fund
 Check/Voucher Register - For Board Meeting
 From 4/1/2024 Through 6/30/2024

	10.95	4/2/2024 TIBT-600292	CL
	26.44	4/2/2024 TIBW-600190	CL
	10.95	4/2/2024 TIBX-600042	CL
	36.40	4/2/2024 TIBX-600201	CL
	14.07	4/2/2024 TIBY-600132	CL
	27.72	4/2/2024 TIBY-600158	CL
	36.67	4/2/2024 TIBY-600213	CL
	31.77	4/2/2024 TIBY-600222	CL
	10.95	4/2/2024 TIBZ-600043	CL
	28.85	4/2/2024 TIBZ-600065	CL
	14.07	4/2/2024 TIBZ-600178	CL
	98.55	4/2/2024 TIBZ-600197	CL
	45.21	4/2/2024 TIBZ-600214	CL
	90.53	4/2/2024 TIBZ-600223	CL
	163.76	4/2/2024 TIBZ-600230	CL
	14.35	4/2/2024 TIBZ-600237	CL
	55.25	4/2/2024 TICA-600023	CL
	57.40	4/2/2024 TICA-600035	CL
	138.98	4/2/2024 TICA-600062	CL
	10.95	4/2/2024 TICA-600079	CL
	10.95	4/2/2024 TICA-600100	CL
	14.50	4/2/2024 TICA-600112	CL
	33.23	4/2/2024 TICA-600137	CL
100403	155.92	4/8/2024 TIBZ-600065	CL
100433	535.00	4/8/2024 TIBS-600115	CL
100436	10.09	4/8/2024 TIBZ-600191	CL
100437	1,890.40	4/8/2024 TIBZ-600043	CL
100446	0.00	4/8/2024 TIBN-545375	CL
100463	253.58	4/8/2024 TIBU-600283	CL
100464	75.00	4/8/2024 TIBU-600283	CL
100474	2,474.26	4/8/2024 TIBZ-600197	CL
100479	127.47	4/9/2024 TIBU-600100	CL
100480	307.83	4/9/2024 TIBU-600100	CL
100481	127.47	4/9/2024 TIBU-600100	CL
100482	127.47	4/9/2024 TIBU-600100	CL
100484	541.72	4/9/2024 TIBY-600148	CL
100494	916.39	4/9/2024 TIBM-533666	CL
100498	699.38	4/9/2024 TICA-600157	CL
100504	877.50	4/9/2024 TIBZ-600230	CL
100514	101.22	4/9/2024 TIBY-600222	CL
100515	97.34	4/9/2024 TIBM-533666	CL
100516	12.34	4/9/2024 TIBM-533666	CL
100536	168.35	4/15/2024 TIBY-600222	CL
100538	25.80	4/15/2024 TIBN-545375	CL
	26.69	4/15/2024 TIBT-600027	CL
	10.36	4/15/2024 TIBZ-600191	CL
100541	345.00	4/15/2024 TIBW-600190	CL
	345.00	4/15/2024 TIBZ-600197	CL
100550	42.88	4/15/2024 TIBX-600201	CL
100552	580.00	4/15/2024 TIBT-600027	CL
100554	242.47	4/15/2024 TIBN-545375	CL
100555	1,947.12	4/15/2024 TIBZ-600214	CL
100556	1,020.60	4/15/2024 TIBX-600182	CL

Trindel Insurance Fund
 Check/Voucher Register - For Board Meeting
 From 4/1/2024 Through 6/30/2024

100557	2,328.44	4/15/2024	TIBZ-600214	CL
100563	2,429.94	4/15/2024	TIBZ-600223	CL
100564	253.58	4/15/2024	TIBU-600283	CL
100565	580.00	4/15/2024	TIBG-549887	CL
100573	625.00	4/15/2024	TIBU-600283	CL
100582	143.52	4/22/2024	TIBZ-600178	CL
100583	163.00	4/22/2024	TICA-600023	CL
100584	157.14	4/22/2024	TIBQ-550203	CL
100597	721.67	4/22/2024	TIBZ-600065	CL
100602	274.08	4/22/2024	TIBM-533666	CL
100606	314.82	4/22/2024	TICA-600062	CL
100620	5,363.25	4/22/2024	TIBZ-600230	CL
100632	176.51	4/22/2024	TIBM-533666	CL
100638	1,890.40	4/22/2024	TIBZ-600043	CL
100649	242.47	4/22/2024	TIBN-545375	CL
100670	2,474.26	4/22/2024	TIBZ-600197	CL
100671	268.81	4/23/2024	TICA-600164	CL
100672	225.14	4/23/2024	TIBY-600158	CL
100673	222.90	4/23/2024	TICA-600062	CL
100674	196.20	4/23/2024	TIBY-600132	CL
100675	222.90	4/23/2024	TICA-600164	CL
100676	149.03	4/23/2024	TIBZ-600065	CL
100677	182.23	4/23/2024	TIBY-600158	CL
100678	276.70	4/23/2024	TICA-600062	CL
100679	157.14	4/23/2024	TIBQ-550203	CL
100682	200.00	4/23/2024	TIBZ-600230	CL
100698	161.32	4/23/2024	TIBZ-600197	CL
100707	159.25	4/29/2024	TIBU-600100	CL
100709	189.93	4/29/2024	TICA-600157	CL
100723	798.71	4/29/2024	TIBZ-600230	CL
100727	13.30	4/29/2024	TICA-600157	CL
100731	246.68	4/29/2024	TICA-600023	CL
100733	5,084.50	4/29/2024	TIBX-600096	CL
	304.50	4/29/2024	TIBX-600201	CL
	301.00	4/29/2024	TIBY-600213	CL
	1,089.00	4/29/2024	TIBY-600222	CL
	2,763.50	4/29/2024	TIBZ-600230	CL
	461.00	4/29/2024	TICA-600079	CL
100737	75.00	4/29/2024	TIBS-600115	CL
100740	580.00	4/29/2024	TIBT-600027	CL
100745	1,947.12	4/29/2024	TIBZ-600214	CL
100746	1,316.25	4/29/2024	TIBY-600213	CL
100751	13.21	4/29/2024	TIBZ-600197	CL
100754	2,429.94	4/29/2024	TIBZ-600223	CL
100755	580.00	4/29/2024	TIBG-549887	CL
100765	157.14	4/30/2024	TIBQ-550203	CL
100773	124.91	4/30/2024	TIBZ-600178	CL
100774	124.91	4/30/2024	TIBZ-600178	CL
100775	124.91	4/30/2024	TIBZ-600178	CL
100776	174.41	4/30/2024	TIBZ-600178	CL
100777	266.32	4/30/2024	TIBZ-600043	CL
100826	290.57	4/30/2024	TICA-600164	CL
100832	45.08	5/6/2024	TICA-600062	CL

Trindel Insurance Fund
 Check/Voucher Register - For Board Meeting
 From 4/1/2024 Through 6/30/2024

100854	80.44	5/6/2024 TICA-600023	CL
	246.68	5/6/2024 TICA-600035	CL
	246.68	5/6/2024 TICA-600079	CL
100855	235.60	5/6/2024 TIBY-600222	CL
100856	1,890.40	5/6/2024 TIBZ-600043	CL
100864	242.47	5/6/2024 TIBN-545375	CL
100877	580.00	5/6/2024 TIBG-549887	CL
100878	580.00	5/6/2024 TIBG-549887	CL
100879	580.00	5/6/2024 TIBG-549887	CL
100880	580.00	5/6/2024 TIBG-549887	CL
100887	2,474.26	5/6/2024 TIBZ-600197	CL
100908	274.82	5/7/2024 TIBM-533666	CL
100914	552.60	5/7/2024 TIBM-533666	CL
100925	0.00	5/10/2024 TIBM-533666	CL
	0.00	5/10/2024 TIBQ-550203	CL
	0.00	5/10/2024 TIBU-600100	CL
	0.00	5/10/2024 TIBY-600132	CL
	0.00	5/10/2024 TIBY-600148	CL
	0.00	5/10/2024 TIBY-600158	CL
	0.00	5/10/2024 TIBY-600222	CL
	0.00	5/10/2024 TIBZ-600043	CL
	0.00	5/10/2024 TIBZ-600065	CL
	0.00	5/10/2024 TIBZ-600178	CL
	0.00	5/10/2024 TIBZ-600197	CL
	0.00	5/10/2024 TIBZ-600230	CL
	0.00	5/10/2024 TICA-600023	CL
	0.00	5/10/2024 TICA-600062	CL
	0.00	5/10/2024 TICA-600157	CL
	0.00	5/10/2024 TICA-600164	CL
100927	3,596.48	5/13/2024 TICA-600173	CL
100935	580.00	5/13/2024 TIBT-600027	CL
100937	1,947.12	5/13/2024 TIBZ-600214	CL
100941	2,429.94	5/13/2024 TIBZ-600223	CL
100942	580.00	5/13/2024 TIBG-549887	CL
100949	4,282.60	5/13/2024 TIBM-533666	CL
100953	133.00	5/13/2024 TIBM-533666	CL
	32.85	5/13/2024 TIBQ-550203	CL
	54.75	5/13/2024 TIBU-600100	CL
	15.22	5/13/2024 TIBY-600132	CL
	10.95	5/13/2024 TIBY-600148	CL
	30.76	5/13/2024 TIBY-600158	CL
	59.52	5/13/2024 TIBY-600222	CL
	10.95	5/13/2024 TIBZ-600043	CL
	45.59	5/13/2024 TIBZ-600065	CL
	103.63	5/13/2024 TIBZ-600178	CL
	10.95	5/13/2024 TIBZ-600197	CL
	65.26	5/13/2024 TIBZ-600230	CL
	14.50	5/13/2024 TICA-600023	CL
	43.72	5/13/2024 TICA-600062	CL
	363.13	5/13/2024 TICA-600157	CL
	43.54	5/13/2024 TICA-600164	CL
100955	302.40	5/13/2024 TIBX-600182	CL
100956	80.44	5/13/2024 TICA-600023	CL

Trindel Insurance Fund
 Check/Voucher Register - For Board Meeting
 From 4/1/2024 Through 6/30/2024

100958	8.61	5/13/2024 TIBN-545375	CL
	9.92	5/13/2024 TIBT-600027	CL
100961	105.00	5/13/2024 TIBZ-600178	CL
	105.00	5/13/2024 TIBZ-600230	CL
100967	371.81	5/14/2024 TIBY-600158	CL
	163.00	5/14/2024 TIBZ-600197	CL
	208.93	5/14/2024 TIBZ-600214	CL
	149.03	5/14/2024 TIBZ-600223	CL
	1,175.38	5/14/2024 TICA-600062	CL
	479.43	5/14/2024 TICA-600173	CL
100971	414.57	5/14/2024 TIBM-533666	CL
100972	554.32	5/14/2024 TIBM-533666	CL
100982	820.26	5/14/2024 TICA-600173	CL
100988	217.22	5/14/2024 TIBY-600213	CL
100995	81.55	5/14/2024 TIBY-600222	CL
100998	226.17	5/14/2024 TICA-600164	CL
100999	309.04	5/20/2024 TIBY-600158	CL
101000	148.91	5/20/2024 TIBY-600158	CL
101001	172.75	5/20/2024 TICA-600112	CL
101002	143.52	5/20/2024 TIBZ-600178	CL
101019	246.68	5/20/2024 TIBY-600222	CL
	246.68	5/20/2024 TICA-600112	CL
101023	1,890.40	5/20/2024 TIBZ-600043	CL
101030	486.95	5/20/2024 TIBU-600100	CL
101031	242.47	5/20/2024 TIBN-545375	CL
101035	334.46	5/20/2024 TIBZ-600214	CL
101047	911.43	5/20/2024 TIBG-549887	OS
101051	376.50	5/20/2024 TIBM-533666	CL
101052	75.00	5/20/2024 TIBZ-600230	CL
101059	2,474.26	5/20/2024 TIBZ-600197	CL
101060	58.42	5/20/2024 TIBW-600190	CL
101061	29.75	5/20/2024 TIBZ-600197	CL
101067	441.60	5/21/2024 TIBY-600213	CL
101078	13.98	5/21/2024 TICA-600173	CL
101079	81.55	5/21/2024 TIBY-600222	CL
101081	222.90	5/21/2024 TIBX-600182	CL
	181.37	5/21/2024 TICA-600186	CL
101091	220.18	5/21/2024 TIBM-533666	CL
101092	174.32	5/21/2024 TIBZ-600197	CL
101099	226.36	5/28/2024 TIBY-600158	CL
101100	165.47	5/28/2024 TICA-600023	CL
101101	226.36	5/28/2024 TICA-600187	CL
101102	541.38	5/28/2024 TICA-600187	CL
101141	199.32	5/28/2024 TIBZ-600191	CL
101146	246.68	5/28/2024 TICA-600023	CL
	246.68	5/28/2024 TICA-600112	CL
101147	16.77	5/28/2024 TIBT-600027	CL
	10.36	5/28/2024 TIBZ-600191	CL
101150	230.00	5/28/2024 TIBU-600283	CL
101156	1,798.22	5/28/2024 TICA-600173	CL
101158	580.00	5/28/2024 TIBT-600027	CL
101162	1,947.12	5/28/2024 TIBZ-600214	CL
101165	10.83	5/28/2024 TICA-600094	CL

Trindel Insurance Fund
 Check/Voucher Register - For Board Meeting
 From 4/1/2024 Through 6/30/2024

101167	2,429.94	5/28/2024 TIBZ-600223	CL
101168	580.00	5/28/2024 TIBG-549887	OS
101177	1,890.40	6/3/2024 TIBZ-600043	CL
101183	242.47	6/3/2024 TIBN-545375	CL
101194	443.28	6/3/2024 TIBT-600027	CL
101199	2,474.26	6/3/2024 TIBZ-600197	CL
101200	1,378.29	6/3/2024 TICA-600200	CL
101202	193.07	6/3/2024 TICA-600173	CL
101210	4,040.80	6/3/2024 TIBZ-600191	CL
101217	2,015.00	6/3/2024 TIBX-600201	CL
101220	233.75	6/3/2024 TIBW-600190	CL
	671.43	6/3/2024 TIBY-600158	CL
	233.75	6/3/2024 TIBZ-600223	CL
	151.50	6/3/2024 TICA-600186	CL
	170.87	6/3/2024 TICA-600187	CL
101221	395.30	6/3/2024 TIBU-600100	CL
	236.88	6/3/2024 TICA-600173	CL
101223	514.09	6/3/2024 TIBM-533666	CL
	170.92	6/3/2024 TIBX-600042	CL
101245	325.49	6/3/2024 TIBZ-600223	CL
101264	213.05	6/4/2024 TICA-600173	CL
101275	565.92	6/4/2024 TIBM-533666	CL
101276	396.36	6/4/2024 TIBZ-600191	CL
101284	181.58	6/4/2024 TIBN-541402	CL
101292	222.02	6/4/2024 TICA-600196	CL
101293	71.96	6/4/2024 TIBT-600027	CL
101301	21.11	6/4/2024 TICA-600186	CL
101302	14.22	6/4/2024 TICA-600186	CL
101309	1,798.22	6/10/2024 TICA-600173	CL
101314	580.00	6/10/2024 TIBT-600027	CL
101321	580.00	6/10/2024 TIBG-549887	CL
101323	65.66	6/10/2024 TIBY-600222	CL
101335	597.25	6/10/2024 TIBN-545375	CL
101338	1,529.90	6/10/2024 TIBZ-600214	CL
101339	2,429.24	6/10/2024 TIBZ-600223	CL
101345	426.24	6/11/2024 TIBM-533666	CL
101350	232.19	6/11/2024 TIBT-600027	CL
101351	122.48	6/11/2024 TIBS-600355	CL
101352	312.60	6/11/2024 TIBY-600158	CL
	170.87	6/11/2024 TIBZ-600065	CL
	170.87	6/11/2024 TICA-600173	CL
	507.23	6/11/2024 TICA-600196	CL
	453.12	6/11/2024 TICA-600200	CL
101355	148.59	6/11/2024 TIBN-545375	CL
	238.10	6/11/2024 TIBV-600022	CL
	607.16	6/11/2024 TIBX-600042	CL
101360	16.80	6/11/2024 TICA-600187	CL
101361	9.04	6/11/2024 TICA-600187	CL
101376	150.42	6/17/2024 TIBY-600132	CL
	327.94	6/17/2024 TIBY-600158	CL
	170.87	6/17/2024 TICA-600186	CL
101383	385.31	6/17/2024 TIBQ-550203	CL
	9.92	6/17/2024 TIBT-600027	CL

Trindel Insurance Fund
 Check/Voucher Register - For Board Meeting
 From 4/1/2024 Through 6/30/2024

101387	308.59	6/17/2024 TIBX-600042	CL
101389	1,890.40	6/17/2024 TIBZ-600043	CL
101397	54.18	6/17/2024 TIBX-600201	CL
101399	242.47	6/17/2024 TIBN-545375	CL
101419	2,474.26	6/17/2024 TIBZ-600197	CL
101421	459.43	6/17/2024 TICA-600200	CL
101423	157.14	6/18/2024 TIBQ-550203	CL
101429	270.47	6/18/2024 TIBZ-600043	CL
101433	2,131.98	6/18/2024 TIBX-600182	CL
101438	28.45	6/18/2024 TIBX-600134	CL
101440	361.32	6/18/2024 TICA-600023	CL
101449	219.32	6/18/2024 TIBX-600182	CL
	170.87	6/18/2024 TIBZ-600214	CL
	35.35	6/18/2024 TICA-600062	CL
	170.87	6/18/2024 TICA-600173	CL
	356.95	6/18/2024 TICA-600196	CL
	732.88	6/18/2024 TICA-600200	CL
	190.39	6/18/2024 TICA-600220	CL
101463	345.00	6/18/2024 TIBY-600222	CL
101469	21.11	6/18/2024 TICA-600196	CL
101470	14.22	6/18/2024 TICA-600191	CL
101473	242.91	6/18/2024 TIBZ-600191	CL
101484	580.00	6/24/2024 TIBT-600027	CL
101490	2,364.68	6/24/2024 TIBZ-600214	OS
101493	2,429.24	6/24/2024 TIBZ-600223	OS
101494	580.00	6/24/2024 TIBG-549887	OS
101534	185.71	6/25/2024 TIBY-600213	CL
101543	156.44	6/25/2024 TIBW-600190	CL
	233.75	6/25/2024 TIBY-600158	CL
	170.87	6/25/2024 TIBZ-600223	CL
	258.91	6/25/2024 TIBZ-600237	CL
	135.83	6/25/2024 TICA-600200	CL
	282.16	6/25/2024 TICA-600236	CL
101546	949.80	6/25/2024 TIBM-533666	CL
	<u>146.40</u>	6/25/2024 TIBN-545375	CL
Total 190 - San Benito		185,649.54	

Trindel Insurance Fund
 Check/Voucher Register - For Board Meeting
 From 4/1/2024 Through 6/30/2024

1030 - Claims Account - L/P
 190 - San Benito

Check Number	Vendor Name	Check Amount	Effective Date	Transaction Description	Cleared Status
13162		15,303.35	4/3/2024	SAN15-0003	CL
13166		11,937.00	4/11/2024	SAN21-0012	CL
13167		10,262.50	4/11/2024	SAN15-0003	CL
13182		630.50	4/25/2024	SAN21-0003	CL
13183		16,630.90	4/25/2024	SAN23-0014	CL
13213		252.00	5/15/2024	SAN21-0012	CL
13216		152.50	5/15/2024	SAN15-0003	CL
13244		2,692.07	5/29/2024	SAN21-0003	CL
13245		5,829.90	5/29/2024	SAN23-0014	CL
13252		785.50	6/5/2024	SAN15-0003	CL
13272		4,904.55	6/11/2024	SAN24-0023	CL
13277		<u>337.78</u>	6/13/2024	SAN23-0004	CL
	Total 190 - San Benito	<u>69,718.55</u>			
Report Total		<u>255,608.09</u>			

Trindel Insurance Fund
 Check/Voucher Register - For Board Meeting
 From 4/1/2024 Through 6/30/2024

1010 - General Account - Tri Counties Bank
 200 - Sierra

<u>Check Number</u>	<u>Vendor Name</u>	<u>Check Amount</u>	<u>Effective Date</u>	<u>Transaction Description</u>	<u>Cleared Status</u>
23182	JUDI BEHLKE	13.60	4/23/2024	Behlke, Judi Smith System Driver Training 04/04/2024	CL
23261	JUDI BEHLKE	<u>36.97</u>	6/3/2024	Behlke, Judi Safety 05/16/2024	CL
	Total 200 - Sierra	50.57			

Trindel Insurance Fund
 Check/Voucher Register - For Board Meeting
 From 4/1/2024 Through 6/30/2024

1020 - Claims Account - WC
 200 - Sierra

Check Number	Vendor Name	Check Amount	Effective Date	Transaction Description	Cleared Status
100305		1,838.94	4/1/2024	TIBZ-600143	CL
100309		2,233.50	4/1/2024	TIBZ-600143	CL
100375		229.33	4/2/2024	TIBZ-600143	CL
100376		229.33	4/2/2024	TIBZ-600143	CL
100381		10.95	4/2/2024	TIBW-600045	CL
		43.80	4/2/2024	TIBZ-600143	CL
100382		2,995.00	4/2/2024	TIBY-600061	CL
100400		211.69	4/8/2024	TIBZ-600160	CL
100522		8,264.54	4/10/2024	TIBR-550635	CL
100523		8,402.14	4/10/2024	TIBR-550635	CL
100524		2,500.00	4/10/2024	TIBR-550635	CL
100525		8,264.53	4/10/2024	TIBS-600285	CL
100526		8,402.13	4/10/2024	TIBS-600285	CL
100527		8,264.53	4/10/2024	TIBS-600360	CL
100528		8,402.13	4/10/2024	TIBS-600360	CL
100529		2,500.00	4/10/2024	TIBS-600285	CL
100530		2,500.00	4/10/2024	TIBS-600360	CL
100538		7.93	4/15/2024	TIBM-522562	CL
100539		297.00	4/15/2024	TIBZ-600143	CL
100568		1,838.94	4/15/2024	TIBZ-600143	CL
100569		450.00	4/15/2024	TIBW-600045	CL
100596		312.18	4/22/2024	TIBM-522562	CL
100611		112.33	4/22/2024	TIBW-600045	CL
100631		143.66	4/22/2024	TICA-600078	CL
100642		415.41	4/22/2024	TIBW-600045	CL
100701		161.51	4/23/2024	TIBW-600045	CL
100721		889.66	4/29/2024	TIBW-600045	CL
100734		252.00	4/29/2024	TIBW-600045	CL
100757		1,838.94	4/29/2024	TIBZ-600143	CL
100820		229.33	4/30/2024	TIBZ-600143	CL
100821		229.33	4/30/2024	TIBW-600045	CL
100822		229.33	4/30/2024	TIBZ-600143	CL
100823		229.34	4/30/2024	TIBZ-600143	CL
100824		229.34	4/30/2024	TIBW-600045	CL
100825		229.34	4/30/2024	TIBZ-600143	CL
100843		2,015.00	5/6/2024	TIBZ-600143	CL
100888		67.67	5/6/2024	TIBZ-600160	CL
100925		0.00	5/10/2024	TIBM-522562	CL
		0.00	5/10/2024	TIBW-600045	CL
		0.00	5/10/2024	TIBZ-600143	CL
		0.00	5/10/2024	TIBZ-600160	CL
		0.00	5/10/2024	TICA-600078	CL
100953		35.04	5/13/2024	TIBM-522562	CL
		98.97	5/13/2024	TIBW-600045	CL
		43.80	5/13/2024	TIBZ-600143	CL
		10.95	5/13/2024	TIBZ-600160	CL
		10.95	5/13/2024	TICA-600078	CL

Trindel Insurance Fund
 Check/Voucher Register - For Board Meeting
 From 4/1/2024 Through 6/30/2024

100958	7.93	5/13/2024 TIBM-522562	CL
100965	1,838.94	5/13/2024 TIBZ-600143	CL
101049	1,489.10	5/20/2024 TIBM-522562	CL
101136	233.13	5/28/2024 TIBW-600045	CL
101137	233.13	5/28/2024 TIBZ-600143	CL
101138	233.13	5/28/2024 TIBZ-600143	CL
101143	423.50	5/28/2024 TIBR-550635	CL
	423.50	5/28/2024 TIBS-600285	CL
	423.50	5/28/2024 TIBS-600360	CL
101144	567.00	5/28/2024 TIBW-600045	CL
101228	72.67	6/3/2024 TIBZ-600143	CL
101229	1,029.71	6/3/2024 TIBZ-600143	CL
101230	1,487.33	6/3/2024 TIBZ-600143	CL
101241	1,708.16	6/3/2024 TIBZ-600143	CL
101242	170.82	6/3/2024 TIBZ-600143	CL
101243	2,149.86	6/3/2024 TIBZ-600143	CL
101244	214.99	6/3/2024 TIBZ-600143	CL
101340	2,149.86	6/10/2024 TIBZ-600143	CL
101384	565.50	6/17/2024 TIBZ-600143	CL
101453	66.00	6/18/2024 TIBM-522562	CL
	412.50	6/18/2024 TIBW-600045	CL
101496	<u>2,149.86</u>	6/24/2024 TIBZ-600143	CL
Total 200 - Sierra	<u>93,720.61</u>		
Report Total	<u>93,771.18</u>		

Trindel Insurance Fund
 Check/Voucher Register - For Board Meeting
 From 4/1/2024 Through 6/30/2024

1010 - General Account - Tri Counties Bank
 205 - Sutter

<u>Check Number</u>	<u>Vendor Name</u>	<u>Check Amount</u>	<u>Effective Date</u>	<u>Transaction Description</u>	<u>Cleared Status</u>
23180	FRONTLINE FIRST	72.90	4/23/2024	03/11/2024 Chaplain Services Sutter County & LPS/HR	CL
23222	FRONTLINE FIRST	<u>405.33</u>	5/7/2024	Frontline First - Critical Incident 12/4/2023 Sutter County	CL
	Total 205 - Sutter	478.23			

Trindel Insurance Fund
 Check/Voucher Register - For Board Meeting
 From 4/1/2024 Through 6/30/2024

1020 - Claims Account - WC
 205 - Sutter

Check Number	Vendor Name	Check Amount	Effective Date	Transaction Description	Cleared Status
100243		133.31	4/1/2024	TICA-600101	CL
100244		136.65	4/1/2024	TICA-600075	CL
100245		119.43	4/1/2024	TICA-600075	CL
100246		136.65	4/1/2024	TICA-600075	CL
100247		136.65	4/1/2024	TICA-600075	CL
100248		136.65	4/1/2024	TICA-600076	CL
100249		136.65	4/1/2024	TICA-600076	CL
100252		136.65	4/1/2024	TICA-600092	CL
100253		136.65	4/1/2024	TICA-600092	CL
100254		34.71	4/1/2024	TICA-600092	CL
100255		96.77	4/1/2024	TICA-600075	CL
100256		184.21	4/1/2024	TICA-600130	CL
100257		142.49	4/1/2024	TICA-600139	CL
100296		2.28	4/1/2024	TIBZ-600238	CL
100303		1,044.45	4/1/2024	TIBZ-600231	CL
100313		217.47	4/1/2024	TICA-600148	CL
100327		172.75	4/2/2024	TICA-600101	CL
100328		477.71	4/2/2024	TICA-600076	CL
100329		136.25	4/2/2024	TICA-600076	CL
100330		96.77	4/2/2024	TICA-600076	CL
100331		177.59	4/2/2024	TICA-600076	CL
100332		63.38	4/2/2024	TICA-600143	CL
100333		184.21	4/2/2024	TICA-600143	CL
100334		142.49	4/2/2024	TICA-600092	CL
100335		143.08	4/2/2024	TICA-600139	CL
100336		63.38	4/2/2024	TICA-600036	CL
100340		216.72	4/2/2024	TICA-600148	CL
100341		101.29	4/2/2024	TICA-600130	CL
100342		142.49	4/2/2024	TICA-600139	CL
100344		124.02	4/2/2024	TICA-600155	CL
100345		142.49	4/2/2024	TICA-600148	CL
100346		63.38	4/2/2024	TICA-600075	CL
100374		9.09	4/2/2024	TICA-600084	CL
100381		139.70	4/2/2024	TIBT-600241	CL
		11.30	4/2/2024	TIBU-600168	CL
		32.85	4/2/2024	TIBV-600159	CL
		80.31	4/2/2024	TIBX-600038	CL
		58.78	4/2/2024	TIBX-600053	CL
		17.29	4/2/2024	TIBX-600137	CL
		37.61	4/2/2024	TIBY-600032	CL
		43.80	4/2/2024	TIBY-600096	CL
		29.19	4/2/2024	TIBY-600168	CL
		13.61	4/2/2024	TIBY-600172	CL
		67.88	4/2/2024	TIBY-600200	CL
		87.83	4/2/2024	TIBZ-600002	CL
		32.85	4/2/2024	TIBZ-600107	CL
		10.95	4/2/2024	TIBZ-600118	CL
		10.95	4/2/2024	TIBZ-600174	CL
		40.93	4/2/2024	TIBZ-600208	CL
		11.35	4/2/2024	TIBZ-600212	CL
		35.65	4/2/2024	TICA-600036	CL
		10.95	4/2/2024	TICA-600058	CL
		49.83	4/2/2024	TICA-600072	CL
		96.13	4/2/2024	TICA-600075	CL
		133.91	4/2/2024	TICA-600076	CL

Trindel Insurance Fund
 Check/Voucher Register - For Board Meeting
 From 4/1/2024 Through 6/30/2024

	33.49	4/2/2024 TICA-600082	CL
	22.64	4/2/2024 TICA-600084	CL
	63.68	4/2/2024 TICA-600092	CL
	35.40	4/2/2024 TICA-600101	CL
	21.90	4/2/2024 TICA-600109	CL
	10.95	4/2/2024 TICA-600111	CL
	59.22	4/2/2024 TICA-600113	CL
	51.74	4/2/2024 TICA-600130	CL
	51.74	4/2/2024 TICA-600139	CL
	32.83	4/2/2024 TICA-600143	CL
	37.75	4/2/2024 TICA-600148	CL
	16.42	4/2/2024 TICA-600155	CL
100386	253.07	4/8/2024 TIBT-600241	CL
100389	116.41	4/8/2024 TIBZ-600002	CL
100393	161.50	4/8/2024 TICA-600145	CL
100418	138.54	4/8/2024 TIBU-600168	CL
100419	12.71	4/8/2024 TICA-600082	CL
100420	154.03	4/8/2024 TICA-600036	CL
100427	292.30	4/8/2024 TIBX-600038	CL
100431	134.95	4/8/2024 TIBZ-600107	CL
100435	481.00	4/8/2024 TIBV-600159	CL
	439.50	4/8/2024 TIBX-600137	CL
	909.50	4/8/2024 TIBZ-600002	CL
	429.00	4/8/2024 TICA-600075	CL
100439	580.00	4/8/2024 TIBV-600146	CL
100442	792.00	4/8/2024 TIBX-600038	CL
100445	580.00	4/8/2024 TIBW-600055	CL
100452	580.00	4/8/2024 TIBT-600225	CL
100457	580.00	4/8/2024 TIBV-600190	CL
100459	580.00	4/8/2024 TIBU-600168	CL
100460	353.78	4/8/2024 TIBX-600053	CL
100461	246.68	4/8/2024 TIBV-600159	CL
100467	429.21	4/8/2024 TIBY-600172	CL
100486	160.75	4/9/2024 TIBY-600032	CL
100487	138.55	4/9/2024 TIBY-600032	CL
100488	160.75	4/9/2024 TIBY-600032	CL
100489	96.77	4/9/2024 TIBY-600032	CL
100490	101.29	4/9/2024 TIBY-600085	CL
100491	63.38	4/9/2024 TICA-600143	CL
100497	91.16	4/9/2024 TIBY-600168	CL
100509	9.09	4/9/2024 TIBZ-600097	CL
100510	499.83	4/9/2024 TICA-600101	CL
100518	5,288.00	4/9/2024 TICA-600011	CL
100519	580.00	4/9/2024 TIBW-600174	CL
100538	1,795.98	4/15/2024 TIBT-600225	CL
	151.52	4/15/2024 TIBU-600168	CL
	3,839.31	4/15/2024 TIBV-600146	CL
	29.51	4/15/2024 TIBW-600055	CL
100539	1,287.00	4/15/2024 TIBV-600096	CL
	693.00	4/15/2024 TIBY-600074	CL
100540	497.96	4/15/2024 TIBV-600159	CL
100541	345.00	4/15/2024 TIBX-600137	CL
100545	93.75	4/15/2024 TIBY-600096	CL
100546	75.00	4/15/2024 TIBX-600072	CL
100578	112.92	4/22/2024 TIBZ-600002	CL
100579	176.54	4/22/2024 TICA-600013	CL
100580	1,072.13	4/22/2024 TICA-600148	CL
100581	62.89	4/22/2024 TICA-600145	CL
100589	121.45	4/22/2024 TIBX-600137	CL

Trindel Insurance Fund
 Check/Voucher Register - For Board Meeting
 From 4/1/2024 Through 6/30/2024

100590	148.25	4/22/2024	TIBX-600137	CL
100591	101.29	4/22/2024	TICA-600155	CL
100592	329.99	4/22/2024	TIBY-600085	CL
100593	193.52	4/22/2024	TICA-600019	CL
100599	3,176.00	4/22/2024	TIBX-600137	CL
100605	91.16	4/22/2024	TIBZ-600002	CL
100618	147.61	4/22/2024	TIBY-600172	CL
100627	125.54	4/22/2024	TICA-600036	CL
100629	174.90	4/22/2024	TIBV-600150	CL
100634	212.41	4/22/2024	TIBV-600159	CL
100636	554.50	4/22/2024	TIBY-600172	CL
	354.70	4/22/2024	TIBZ-600002	CL
100637	531.96	4/22/2024	TIBY-600175	CL
	1,412.01	4/22/2024	TIBZ-600066	CL
	5,957.11	4/22/2024	TIBZ-600231	CL
100640	580.00	4/22/2024	TIBV-600146	CL
100646	580.00	4/22/2024	TIBW-600055	CL
100654	580.00	4/22/2024	TIBT-600225	CL
100657	580.00	4/22/2024	TIBV-600190	CL
100660	580.00	4/22/2024	TIBU-600168	CL
100664	1,613.11	4/22/2024	TIBV-600190	CL
100665	48.75	4/22/2024	TICA-600145	CL
100703	580.00	4/23/2024	TIBW-600174	CL
100711	333.02	4/29/2024	TIBT-600241	CL
100732	418.50	4/29/2024	TIBZ-600002	CL
	429.00	4/29/2024	TIBZ-600174	CL
100734	579.60	4/29/2024	TIBY-600227	CL
100758	2,720.25	4/29/2024	TIBY-600096	CL
100779	101.29	4/30/2024	TICA-600148	CL
100780	101.29	4/30/2024	TICA-600130	CL
100781	177.68	4/30/2024	TICA-600138	CL
100787	515.11	4/30/2024	TIBZ-600174	CL
100844	125.54	5/6/2024	TICA-600036	CL
100855	294.80	5/6/2024	TIBZ-600002	CL
100858	580.00	5/6/2024	TIBV-600146	CL
100863	372.86	5/6/2024	TIBW-600055	CL
100866	3,729.60	5/6/2024	TIBZ-600174	CL
100869	0.00	5/6/2024	TIBT-600225	CL
100873	580.00	5/6/2024	TIBV-600190	CL
100875	580.00	5/6/2024	TIBU-600168	CL
100902	142.49	5/7/2024	TIBZ-600102	CL
100903	142.49	5/7/2024	TICA-600139	CL
100904	101.29	5/7/2024	TICA-600092	CL
100921	580.00	5/7/2024	TIBW-600174	CL
100925	0.00	5/10/2024	TIBT-600241	CL
	0.00	5/10/2024	TIBU-600168	CL
	0.00	5/10/2024	TIBV-600150	CL
	0.00	5/10/2024	TIBV-600159	CL
	0.00	5/10/2024	TIBX-600038	CL
	0.00	5/10/2024	TIBX-600137	CL
	0.00	5/10/2024	TIBY-600032	CL
	0.00	5/10/2024	TIBY-600085	CL
	0.00	5/10/2024	TIBY-600168	CL
	0.00	5/10/2024	TIBY-600172	CL
	0.00	5/10/2024	TIBZ-600002	CL
	0.00	5/10/2024	TIBZ-600097	CL
	0.00	5/10/2024	TIBZ-600107	CL
	0.00	5/10/2024	TIBZ-600174	CL
	0.00	5/10/2024	TICA-600019	CL

Trindel Insurance Fund
 Check/Voucher Register - For Board Meeting
 From 4/1/2024 Through 6/30/2024

	0.00	5/10/2024 TICA-600036	CL
	0.00	5/10/2024 TICA-600082	CL
	0.00	5/10/2024 TICA-600101	CL
	0.00	5/10/2024 TICA-600130	CL
	0.00	5/10/2024 TICA-600138	CL
	0.00	5/10/2024 TICA-600143	CL
	0.00	5/10/2024 TICA-600145	CL
	0.00	5/10/2024 TICA-600148	CL
	0.00	5/10/2024 TICA-600155	CL
100929	420.00	5/13/2024 TIBX-600038	CL
100933	208.17	5/13/2024 TICA-600113	CL
100938	657.98	5/13/2024 TICA-600182	CL
100948	0.00	5/13/2024 TIBY-600168	CL
100953	22.54	5/13/2024 TIBT-600241	CL
	11.30	5/13/2024 TIBU-600168	CL
	18.67	5/13/2024 TIBV-600150	CL
	10.95	5/13/2024 TIBV-600159	CL
	10.95	5/13/2024 TIBX-600038	CL
	44.75	5/13/2024 TIBX-600137	CL
	68.37	5/13/2024 TIBY-600032	CL
	40.93	5/13/2024 TIBY-600085	CL
	27.01	5/13/2024 TIBY-600168	CL
	12.89	5/13/2024 TIBY-600172	CL
	59.41	5/13/2024 TIBZ-600002	CL
	11.69	5/13/2024 TIBZ-600097	CL
	10.95	5/13/2024 TIBZ-600107	CL
	17.73	5/13/2024 TIBZ-600174	CL
	13.50	5/13/2024 TICA-600019	CL
	21.90	5/13/2024 TICA-600036	CL
	11.51	5/13/2024 TICA-600082	CL
	10.95	5/13/2024 TICA-600101	CL
	15.42	5/13/2024 TICA-600130	CL
	18.79	5/13/2024 TICA-600138	CL
	13.75	5/13/2024 TICA-600143	CL
	29.19	5/13/2024 TICA-600145	CL
	26.37	5/13/2024 TICA-600148	CL
	15.42	5/13/2024 TICA-600155	CL
100954	874.50	5/13/2024 TIBW-600174	CL
	33.00	5/13/2024 TIBY-600147	CL
100955	1,726.20	5/13/2024 TIBZ-600174	CL
100956	1,410.32	5/13/2024 TIBY-600172	CL
	246.68	5/13/2024 TICA-600160	CL
100958	466.29	5/13/2024 TIBT-600225	CL
	16.46	5/13/2024 TIBT-600241	CL
	75.76	5/13/2024 TIBU-600168	CL
	1,421.01	5/13/2024 TIBV-600146	CL
	10.36	5/13/2024 TIBZ-600002	CL
100961	926.50	5/13/2024 TIBV-600159	CL
	397.50	5/13/2024 TIBX-600038	CL
	796.71	5/13/2024 TIBY-600172	CL
100976	1,600.00	5/14/2024 TIBZ-600231	CL
100992	910.00	5/14/2024 TIBV-600159	CL
101019	80.44	5/20/2024 TIBZ-600174	CL
101020	345.00	5/20/2024 TIBZ-600002	CL
101021	446.16	5/20/2024 TIBS-600337	CL
101022	248.98	5/20/2024 TIBV-600159	CL
	240.00	5/20/2024 TIBY-600172	CL
101025	580.00	5/20/2024 TIBV-600146	CL
101027	16.08	5/20/2024 TIBZ-600174	CL

Trindel Insurance Fund
 Check/Voucher Register - For Board Meeting
 From 4/1/2024 Through 6/30/2024

101034	1,549.80	5/20/2024	TIBZ-600174	CL
101038	580.00	5/20/2024	TIBT-600225	CL
101043	580.00	5/20/2024	TIBV-600190	CL
101044	580.00	5/20/2024	TIBU-600168	CL
101054	3,116.25	5/20/2024	TIBZ-600066	CL
101056	2,003.00	5/20/2024	TIBU-600168	CL
101062	39.13	5/21/2024	TIBZ-600174	CL
101063	143.22	5/21/2024	TIBZ-600174	CL
101064	580.00	5/21/2024	TIBW-600174	CL
101066	17,000.00	5/21/2024	TIBY-600096	CL
101070	3,000.00	5/21/2024	TIBY-600096	CL
101071	75.97	5/21/2024	TIBZ-600066	CL
101074	481.00	5/21/2024	TIBY-600172	CL
101077	263.26	5/21/2024	TIBY-600168	CL
101080	212.41	5/21/2024	TIBV-600159	CL
101084	312.02	5/21/2024	TIBX-600038	CL
101090	134.95	5/21/2024	TIBT-600241	CL
	190.01	5/21/2024	TIBW-600055	CL
101094	116.22	5/28/2024	TIBY-600200	CL
101095	116.22	5/28/2024	TIBX-600053	CL
101096	55.29	5/28/2024	TIBZ-600212	CL
101104	116.41	5/28/2024	TIBZ-600002	CL
101106	118.95	5/28/2024	TICA-600145	CL
101111	336.65	5/28/2024	TIBZ-600174	CL
101131	9.09	5/28/2024	TIBZ-600208	CL
101140	161.51	5/28/2024	TIBT-600225	CL
101144	403.20	5/28/2024	TIBY-600227	CL
101146	697.12	5/28/2024	TIBY-600172	CL
	246.68	5/28/2024	TICA-600160	CL
101147	7.53	5/28/2024	TIBY-600168	CL
	23.67	5/28/2024	TICA-600176	CL
101148	343.48	5/28/2024	TIBV-600159	CL
	429.00	5/28/2024	TIBX-600137	CL
	481.50	5/28/2024	TIBY-600200	CL
	306.50	5/28/2024	TIBZ-600002	CL
101169	560.00	5/28/2024	TIBX-600137	CL
101170	429.21	5/28/2024	TIBY-600172	CL
101174	602.38	5/29/2024	TIBY-600168	OS
101175	1,285.08	5/29/2024	TIBY-600168	CL
101176	128.51	5/29/2024	TIBY-600168	CL
101179	580.00	6/3/2024	TIBV-600146	CL
101188	580.00	6/3/2024	TIBV-600190	CL
101189	580.00	6/3/2024	TIBU-600168	CL
101201	49.68	6/3/2024	TIBZ-600097	CL
101203	116.41	6/3/2024	TIBZ-600002	CL
101211	389.21	6/3/2024	TIBY-600168	CL
101212	140.19	6/3/2024	TIBZ-600174	CL
101218	1,863.94	6/3/2024	TIBY-600168	CL
101219	215.29	6/3/2024	TIBX-600038	CL
101222	1,975.44	6/3/2024	TIBY-600168	CL
101227	121.45	6/3/2024	TIBX-600038	CL
	121.45	6/3/2024	TIBX-600137	CL
101231	102.77	6/3/2024	TIBY-600085	CL
	110.08	6/3/2024	TIBZ-600102	CL
	196.31	6/3/2024	TICA-600058	CL
	102.77	6/3/2024	TICA-600075	CL
	102.96	6/3/2024	TICA-600139	CL
	113.93	6/3/2024	TICA-600176	CL
	181.23	6/3/2024	TICA-600182	CL

Trindel Insurance Fund
 Check/Voucher Register - For Board Meeting
 From 4/1/2024 Through 6/30/2024

101238	580.00	6/3/2024 TIBT-600225	CL
101239	580.00	6/3/2024 TIBT-600225	CL
101254	91.16	6/3/2024 TIBX-600038	CL
101255	303.51	6/3/2024 TIBX-600053	CL
101256	16.07	6/3/2024 TIBT-600225	CL
101263	69.16	6/4/2024 TIBY-600200	CL
101271	580.00	6/4/2024 TIBW-600174	CL
101273	33.61	6/4/2024 TICA-600113	CL
101287	18.18	6/4/2024 TICA-600021	CL
101290	834.79	6/4/2024 TICA-600072	CL
	140.12	6/4/2024 TICA-600189	CL
101312	113.74	6/10/2024 TICA-600092	CL
101316	2,167.20	6/10/2024 TIBZ-600174	CL
101317	1,434.24	6/10/2024 TICA-600075	CL
101333	150.22	6/10/2024 TIBY-600172	CL
	246.68	6/10/2024 TICA-600160	CL
101336	449.50	6/10/2024 TICA-600139	CL
101347	210.55	6/11/2024 TIBZ-600174	CL
101373	917.92	6/11/2024 TIBY-600168	CL
101374	91.79	6/11/2024 TIBY-600168	CL
101377	761.10	6/17/2024 TIBV-600190	CL
101378	120.90	6/17/2024 TICA-600139	CL
	220.38	6/17/2024 TICA-600176	CL
	125.55	6/17/2024 TICA-600182	CL
101380	246.68	6/17/2024 TICA-600138	CL
101383	466.29	6/17/2024 TIBT-600225	CL
	75.76	6/17/2024 TIBU-600168	CL
	1,421.01	6/17/2024 TIBV-600146	CL
	16.69	6/17/2024 TIBW-600055	CL
	385.31	6/17/2024 TIBY-600200	CL
	8.70	6/17/2024 TIBZ-600174	CL
101391	497.14	6/17/2024 TIBV-600146	CL
101394	900.00	6/17/2024 TIBX-600038	CL
101398	248.98	6/17/2024 TIBV-600159	CL
101403	580.00	6/17/2024 TIBT-600225	CL
101406	580.00	6/17/2024 TIBV-600190	CL
101407	580.00	6/17/2024 TIBU-600168	CL
101412	429.21	6/17/2024 TIBY-600172	CL
101420	323.58	6/17/2024 TIBX-600072	CL
101422	633.13	6/18/2024 TICA-600178	CL
101427	645.00	6/18/2024 TIBV-600159	CL
101428	580.00	6/18/2024 TIBW-600174	CL
101430	380.72	6/18/2024 TICA-600213	OS
101436	1,188.00	6/18/2024 TIBV-600096	CL
101445	267.62	6/18/2024 TICA-600075	CL
101448	215.68	6/18/2024 TIBV-600159	CL
101451	353.17	6/18/2024 TICA-600189	CL
101473	360.26	6/18/2024 TIBZ-600107	CL
101474	663.63	6/18/2024 TIBZ-600231	CL
101478	67.58	6/24/2024 TIBZ-600002	CL
101483	650.00	6/24/2024 TIBZ-600002	CL
101488	12.91	6/24/2024 TIBY-600168	CL
101491	307.34	6/24/2024 TICA-600075	CL
101497	204.90	6/24/2024 TIBY-600172	CL
101503	193.15	6/24/2024 TIBT-600241	CL
101505	183.58	6/24/2024 TIBY-600168	CL
101508	94.48	6/24/2024 TIBX-600038	CL
	93.85	6/24/2024 TIBX-600137	CL
101513	123.51	6/24/2024 TIBX-600038	CL

Trindel Insurance Fund
 Check/Voucher Register - For Board Meeting
 From 4/1/2024 Through 6/30/2024

101514	123.51	6/24/2024	TIBX-600038	CL
101521	132.94	6/25/2024	TIBZ-600238	CL
101523	169.51	6/25/2024	TIBY-600168	CL
101524	245.46	6/25/2024	TICA-600148	CL
101525	150.52	6/25/2024	TIBX-600038	CL
101539	19.86	6/25/2024	TIBZ-600238	CL
101542	320.69	6/25/2024	TICA-600101	CL
	271.62	6/25/2024	TICA-600148	CL
	907.81	6/25/2024	TICA-600160	CL
101544	4,929.00	6/25/2024	TIBZ-600231	CL
101545	503.75	6/25/2024	TIBZ-600231	CL
101547	102.77	6/25/2024	TIBY-600085	CL
	75.60	6/25/2024	TIBZ-600216	CL
	113.93	6/25/2024	TICA-600075	CL
	<u>113.93</u>	6/25/2024	TICA-600160	CL

Total 205 - Sutter 156,498.00

Trindel Insurance Fund
 Check/Voucher Register - For Board Meeting
 From 4/1/2024 Through 6/30/2024

1030 - Claims Account - L/P
 205 - Sutter

Check Number	Vendor Name	Check Amount	Effective Date	Transaction Description	Cleared Status
13152		638.00	4/3/2024	SUT19-0007	CL
13160		13,971.14	4/3/2024	SCMJ010191	CL
13171		906.50	4/18/2024	SUT01-0001	CL
13173		200,000.00	4/18/2024	SUT21-0036	CL
13174		15,895.00	4/18/2024	SCMJ010191	CL
13175		92.00	4/18/2024	SUT21-0011	CL
13176		731.20	4/25/2024	SUT19-0007	OS
13178		555.24	4/25/2024	SUT06-0001	CL
13184		1,059.20	4/25/2024	SUT23-0024	CL
13186		13,881.75	4/25/2024	SUT20-0012	CL
13187		1,522.84	4/25/2024	SUT23-0022	CL
13188		3,197.00	4/25/2024	SUT21-0036	CL
13193		14,674.00	4/25/2024	SUT24-0016	CL
13194		41,511.59	4/25/2024	SUT24-0008	CL
13209		35,146.93	5/15/2024	SCMJ010191	CL
13215		440.00	5/15/2024	SCMJ010191	CL
13223		3,813.50	5/23/2024	SUT19-0007	CL
13226		164.50	5/23/2024	SUT06-0001	CL
13227		1,480.50	5/23/2024	SUT01-0001	CL
13232		6,369.00	5/23/2024	SUT21-0011	CL
13234		230.00	5/23/2024	SUT23-0024	CL
13235		7,551.16	5/23/2024	SUT20-0012	CL
13236		2,450.75	5/23/2024	SUT21-0036	CL
13238		386.99	5/23/2024	SUT24-0032	OS
13239		125.00	5/23/2024	SUT24-0030	CL
13241		27,104.79	5/29/2024	SCMJ010191	CL
13249		2,431.90	6/5/2024	SUT23-0035	CL
13250		2,996.17	6/5/2024	SUT22-0030	CL
13251		540.00	6/5/2024	SUT24-0022	CL
13255		666.34	6/5/2024	SUT24-0029	CL
13268		23.00	6/11/2024	SUT21-0036	CL
13269		3,530.01	6/11/2024	SUT23-0024	CL
13270		653.13	6/11/2024	SUT20-0012	CL
13273		633.35	6/11/2024	SUT24-0005	CL
13282		3,157.00	6/19/2024	SUT21-0011	CL
13287		3,285.05	6/27/2024	SUT24-0041	CL
13288		<u>339.81</u>	6/27/2024	SUT24-0041	CL

Total 205 - Sutter 412,154.34

Report Total 569,130.57

Trindel Insurance Fund
 Check/Voucher Register - For Board Meeting
 From 4/1/2024 Through 6/30/2024

1020 - Claims Account - WC

207 - Tehama

Check Number	Vendor Name	Check Amount	Effective Date	Transaction Description	Cleared Status
100274		209.67	4/1/2024	TIBZ-600122	CL
		257.40	4/1/2024	TIBZ-600217	CL
100317		188.78	4/2/2024	TICA-600057	CL
100320		124.15	4/2/2024	TIBZ-600099	CL
100381		24.61	4/2/2024	TIBZ-600001	CL
		31.42	4/2/2024	TIBZ-600062	CL
		15.33	4/2/2024	TIBZ-600082	CL
		57.50	4/2/2024	TIBZ-600099	CL
		10.95	4/2/2024	TIBZ-600121	CL
		38.85	4/2/2024	TIBZ-600122	CL
		112.77	4/2/2024	TIBZ-600156	CL
		13.85	4/2/2024	TIBZ-600202	CL
		14.02	4/2/2024	TICA-600014	CL
		26.07	4/2/2024	TICA-600022	CL
		48.63	4/2/2024	TICA-600045	CL
		25.70	4/2/2024	TICA-600046	CL
		33.15	4/2/2024	TICA-600052	CL
		61.38	4/2/2024	TICA-600057	CL
		17.43	4/2/2024	TICA-600060	CL
		66.29	4/2/2024	TICA-600070	CL
		33.67	4/2/2024	TICA-600093	CL
		21.90	4/2/2024	TICA-600104	CL
		24.71	4/2/2024	TICA-600121	CL
		10.95	4/2/2024	TICA-600123	CL
		25.70	4/2/2024	TICA-600127	CL
		24.87	4/2/2024	TICA-600131	CL
100387		157.38	4/8/2024	TIBZ-600099	CL
100395		8.62	4/8/2024	TICA-600151	CL
100396		98.99	4/8/2024	TICA-600093	CL
100397		90.49	4/8/2024	TICA-600045	CL
100398		90.49	4/8/2024	TICA-600045	CL
100399		91.16	4/8/2024	TICA-600131	CL
100412		600.00	4/8/2024	TICA-600104	CL
100422		80.20	4/8/2024	TICA-600131	CL
100423		204.01	4/8/2024	TICA-600132	CL
100434		165.00	4/8/2024	TICA-600158	CL
		165.00	4/8/2024	TICA-600159	CL
		165.00	4/8/2024	TICA-600161	CL

Trindel Insurance Fund
 Check/Voucher Register - For Board Meeting
 From 4/1/2024 Through 6/30/2024

1020 - Claims Account - WC

207 - Tehama

Check Number	Vendor Name	Check Amount	Effective Date	Transaction Description	Cleared Status
100436		9.70	4/8/2024	TICA-600127	CL
100438		1,258.66	4/8/2024	TIBZ-600001	CL
100447		907.50	4/8/2024	TIBZ-600001	CL
100462		246.68	4/8/2024	TICA-600070	CL
100594		91.16	4/22/2024	TICA-600070	CL
100598		2,759.00	4/22/2024	TIBZ-600001	CL
100613		52.62	4/22/2024	TIBZ-600082	CL
100626		4,721.43	4/22/2024	TICA-600046	CL
100636		439.50	4/22/2024	TIBZ-600062	CL
		439.50	4/22/2024	TICA-600158	CL
100639		1,258.66	4/22/2024	TIBZ-600001	CL
100683		91.16	4/23/2024	TICA-600060	CL
100693		91.16	4/23/2024	TIBZ-600062	CL
100694		53.34	4/23/2024	TIBZ-600122	CL
100696		837.81	4/23/2024	TICA-600151	CL
100712		91.16	4/29/2024	TIBZ-600001	CL
100713		91.16	4/29/2024	TICA-600052	CL
100714		91.16	4/29/2024	TICA-600131	CL
100715		91.16	4/29/2024	TICA-600127	CL
100716		91.16	4/29/2024	TICA-600166	CL
100717		170.46	4/29/2024	TICA-600166	CL
100718		168.50	4/29/2024	TICA-600153	CL
100725		10,000.00	4/29/2024	TICA-600158	CL
100731		257.40	4/29/2024	TIBZ-600217	CL
		370.55	4/29/2024	TICA-600166	CL
100732		397.50	4/29/2024	TICA-600060	CL
		428.50	4/29/2024	TICA-600070	CL
		366.00	4/29/2024	TICA-600127	CL
100741		424.53	4/29/2024	TICA-600060	CL
100742		42.45	4/29/2024	TICA-600060	CL
100763		199.02	4/30/2024	TICA-600057	CL
100764		199.02	4/30/2024	TICA-600057	CL
100771		157.38	4/30/2024	TIBZ-600099	CL
100782		91.16	4/30/2024	TICA-600060	CL
100783		91.16	4/30/2024	TICA-600151	CL
100812		171.85	4/30/2024	TICA-600070	CL
100813		104.34	4/30/2024	TICA-600070	CL
100814		85.09	4/30/2024	TICA-600060	CL
100815		59.89	4/30/2024	TICA-600060	CL
100816		85.09	4/30/2024	TICA-600060	CL
100817		59.89	4/30/2024	TICA-600060	CL
100818		91.16	4/30/2024	TICA-600070	CL
100845		502.45	5/6/2024	TICA-600083	CL
100852		2,090.00	5/6/2024	TIBZ-600062	CL
100853		689.73	5/6/2024	TIBZ-600082	CL
100854		209.67	5/6/2024	TIBZ-600122	CL
		464.75	5/6/2024	TIBZ-600217	CL

Trindel Insurance Fund
 Check/Voucher Register - For Board Meeting
 From 4/1/2024 Through 6/30/2024

100855	397.50	5/6/2024	TICA-600070	CL
100857	1,258.66	5/6/2024	TIBZ-600001	CL
100890	1,201.37	5/7/2024	TIBZ-600099	CL
100925	0.00	5/10/2024	TIBZ-600001	CL
	0.00	5/10/2024	TIBZ-600062	CL
	0.00	5/10/2024	TIBZ-600082	CL
	0.00	5/10/2024	TIBZ-600099	CL
	0.00	5/10/2024	TIBZ-600122	CL
	0.00	5/10/2024	TICA-600045	CL
	0.00	5/10/2024	TICA-600046	CL
	0.00	5/10/2024	TICA-600052	CL
	0.00	5/10/2024	TICA-600057	CL
	0.00	5/10/2024	TICA-600060	CL
	0.00	5/10/2024	TICA-600070	CL
	0.00	5/10/2024	TICA-600093	CL
	0.00	5/10/2024	TICA-600104	CL
	0.00	5/10/2024	TICA-600127	CL
	0.00	5/10/2024	TICA-600131	CL
	0.00	5/10/2024	TICA-600132	CL
	0.00	5/10/2024	TICA-600151	CL
	0.00	5/10/2024	TICA-600153	CL
	0.00	5/10/2024	TICA-600158	CL
	0.00	5/10/2024	TICA-600166	CL
100928	154.78	5/13/2024	TICA-600104	CL
100934	91.16	5/13/2024	TICA-600151	CL
100936	437.90	5/13/2024	TICA-600057	CL
100944	104.34	5/13/2024	TICA-600070	CL
100946	869.82	5/13/2024	TICA-600161	CL
100950	165.00	5/13/2024	TICA-600166	CL
	165.00	5/13/2024	TICA-600170	CL
	165.00	5/13/2024	TICA-600180	CL
	165.00	5/13/2024	TICA-600183	CL
100951	1,772.21	5/13/2024	TICA-600046	CL
100952	1,982.83	5/13/2024	TICA-600046	CL
100953	36.65	5/13/2024	TIBZ-600001	CL
	15.71	5/13/2024	TIBZ-600062	CL
	13.27	5/13/2024	TIBZ-600082	CL
	30.64	5/13/2024	TIBZ-600099	CL
	31.35	5/13/2024	TIBZ-600122	CL
	49.22	5/13/2024	TICA-600045	CL
	10.95	5/13/2024	TICA-600046	CL
	25.70	5/13/2024	TICA-600052	CL
	21.90	5/13/2024	TICA-600057	CL
	119.36	5/13/2024	TICA-600060	CL
	86.32	5/13/2024	TICA-600070	CL
	24.21	5/13/2024	TICA-600093	CL
	10.95	5/13/2024	TICA-600104	CL
	25.70	5/13/2024	TICA-600127	CL
	93.90	5/13/2024	TICA-600131	CL
	10.95	5/13/2024	TICA-600132	CL
	52.07	5/13/2024	TICA-600151	CL
	30.31	5/13/2024	TICA-600153	CL

Trindel Insurance Fund
 Check/Voucher Register - For Board Meeting
 From 4/1/2024 Through 6/30/2024

	6,852.82	5/13/2024	TICA-600158	CL
	56.13	5/13/2024	TICA-600166	CL
100954	1,749.00	5/13/2024	TIBZ-600217	CL
100961	491.50	5/13/2024	TIBZ-600001	CL
	470.50	5/13/2024	TICA-600070	CL
100962	11,026.14	5/13/2024	TICA-600046	CL
100969	91.16	5/14/2024	TICA-600166	CL
100970	62.11	5/14/2024	TIBZ-600001	CL
100985	200.00	5/14/2024	TICA-600104	CL
100986	52.62	5/14/2024	TIBZ-600082	CL
100989	104.34	5/14/2024	TICA-600070	CL
100991	91.16	5/14/2024	TICA-600070	CL
100994	9,900.00	5/14/2024	TICA-600159	CL
101004	258.93	5/20/2024	TIBZ-600001	CL
101006	91.16	5/20/2024	TICA-600070	CL
101011	85.09	5/20/2024	TICA-600060	CL
101012	85.09	5/20/2024	TICA-600060	CL
101013	104.34	5/20/2024	TICA-600070	CL
101017	907.49	5/20/2024	TICA-600170	CL
101018	492.35	5/20/2024	TICA-600170	CL
101019	80.44	5/20/2024	TICA-600060	CL
	246.68	5/20/2024	TICA-600070	CL
101024	1,258.66	5/20/2024	TIBZ-600001	CL
101032	1,245.75	5/20/2024	TIBZ-600099	CL
101033	1,245.75	5/20/2024	TICA-600057	CL
101076	1,542.30	5/21/2024	TICA-600070	CL
101097	191.67	5/28/2024	TICA-600057	CL
101098	191.67	5/28/2024	TICA-600057	CL
101108	91.16	5/28/2024	TICA-600153	CL
101112	173.76	5/28/2024	TICA-600180	CL
101113	157.70	5/28/2024	TICA-600180	CL
101114	157.70	5/28/2024	TICA-600180	CL
101123	161.91	5/28/2024	TICA-600057	CL
101132	53.34	5/28/2024	TIBZ-600122	CL
101146	290.11	5/28/2024	TICA-600159	CL
101148	439.50	5/28/2024	TIBZ-600001	CL
	481.50	5/28/2024	TICA-600159	CL
101178	1,258.66	6/3/2024	TIBZ-600001	CL
101190	698.66	6/3/2024	TIBZ-600082	CL
101232	62.11	6/3/2024	TIBZ-600184	CL
101233	91.16	6/3/2024	TIBZ-600001	CL
101249	344.56	6/3/2024	TICA-600060	CL
101251	226.47	6/3/2024	TIBZ-600001	CL
101253	12.91	6/3/2024	TICA-600070	CL
101257	234.40	6/3/2024	TICA-600110	CL
101258	12,344.93	6/3/2024	TICA-600070	CL
101268	556.40	6/4/2024	TICA-600070	CL
101272	630.12	6/4/2024	TICA-600151	CL
101285	200.16	6/4/2024	TICA-600131	CL
101288	91.16	6/4/2024	TIBZ-600062	CL
101289	33.61	6/4/2024	TICA-600166	CL
101291	108.94	6/4/2024	TIBZ-600203	CL

Trindel Insurance Fund
 Check/Voucher Register - For Board Meeting
 From 4/1/2024 Through 6/30/2024

	62.11	6/4/2024	TICA-600046	CL
	91.16	6/4/2024	TICA-600060	CL
	62.11	6/4/2024	TICA-600153	CL
	62.11	6/4/2024	TICA-600166	CL
	108.94	6/4/2024	TICA-600199	CL
101313	91.16	6/10/2024	TICA-600131	CL
101322	195.16	6/10/2024	TICA-600166	CL
101324	94.02	6/10/2024	TICA-600131	CL
101326	80.20	6/10/2024	TICA-600131	CL
101332	136.00	6/10/2024	TICA-600104	CL
	408.00	6/10/2024	TICA-600127	CL
101333	209.67	6/10/2024	TICA-600159	CL
101336	397.50	6/10/2024	TICA-600158	CL
101348	86.49	6/11/2024	TICA-600060	CL
101353	179.84	6/11/2024	TICA-600060	CL
101354	159.76	6/11/2024	TIBZ-600099	CL
101371	94.02	6/11/2024	TICA-600131	CL
101372	94.02	6/11/2024	TICA-600131	CL
101375	4,948.68	6/11/2024	TICA-600070	OS
101390	1,258.66	6/17/2024	TIBZ-600001	OS
101439	1,036.78	6/18/2024	TICA-600060	CL
101441	86.49	6/18/2024	TICA-600060	CL
101444	12.91	6/18/2024	TICA-600070	CL
101450	165.00	6/18/2024	TICA-600199	CL
	165.00	6/18/2024	TICA-600205	CL
	165.00	6/18/2024	TICA-600225	CL
101453	660.00	6/18/2024	TICA-600153	CL
101454	408.00	6/18/2024	TICA-600127	CL
101455	408.00	6/18/2024	TICA-600127	CL
101456	246.68	6/18/2024	TICA-600070	CL
101466	94.02	6/18/2024	TICA-600131	CL
101467	92.48	6/18/2024	TIBZ-600099	CL
101468	355.50	6/18/2024	TICA-600153	CL
	450.00	6/18/2024	TICA-600183	CL
101480	1,496.11	6/24/2024	TICA-600070	OS
101535	155.49	6/25/2024	TIBZ-600099	CL
101537	49.82	6/25/2024	TICA-600132	CL
101538	789.48	6/25/2024	TICA-600225	CL
101548	91.16	6/25/2024	TIBZ-600001	CL
	192.25	6/25/2024	TIBZ-600121	CL
	138.00	6/25/2024	TIBZ-600184	CL
	91.16	6/25/2024	TICA-600070	CL
	62.11	6/25/2024	TICA-600151	CL
	168.50	6/25/2024	TICA-600225	CL
	108.94	6/25/2024	TICA-600226	CL
101559	165.00	6/27/2024	TICA-600126	CL
	165.00	6/27/2024	TICA-600127	CL
	165.00	6/27/2024	TICA-600131	CL
	<u>165.00</u>	6/27/2024	TICA-600132	CL

Total 207 - Tehama 119,991.31

Trindel Insurance Fund
 Check/Voucher Register - For Board Meeting
 From 4/1/2024 Through 6/30/2024

1030 - Claims Account - L/P

207 - Tehama

<u>Check Number</u>	<u>Vendor Name</u>	<u>Check Amount</u>	<u>Effective Date</u>	<u>Transaction Description</u>	<u>Cleared Status</u>
13150		1,377.32	4/3/2024	TEH23-0039	CL
13151		659.60	4/3/2024	TEH23-0038	CL
13163		770.00	4/3/2024	1467	CL
13165		1,978.52	4/11/2024	1516	CL
13177		321.00	4/25/2024	1484	CL
13195		3,804.60	5/2/2024	TEH23-0039	CL
13196		371.14	5/2/2024	TEH23-0038	CL
13198		1,319.00	5/2/2024	1484	CL
13217		5,985.36	5/15/2024	TEH24-0025	CL
13218		70.00	5/15/2024	1467	CL
13219		450.00	5/15/2024	TEH23-0040	CL
13228		1,928.54	5/23/2024	TEH99-0001	CL
13240		4,579.10	5/29/2024	TEH23-0038	CL
13256		2,358.27	6/5/2024	TEH24-0023	CL
13278		3,379.16	6/13/2024	TEH24-0014	CL
13281		<u>65.00</u>	6/19/2024	TEH24-0029	CL
	Total 207 - Tehama	<u>29,416.61</u>			
Report Total		<u>149,407.92</u>			

Trindel Insurance Fund
 Check/Voucher Register - For Board Meeting
 From 4/1/2024 Through 6/30/2024

1010 - General Account - Tri Counties Bank
 210 - Trinity

Check Number	Vendor Name	Check Amount	Effective Date	Transaction Description	Cleared Status
23150	COUNTY OF TRINITY	100.00	4/4/2024	April 2024 Stretch Gift	CL
23153	MICHAEL AND LAURA FARNETI	16.50	4/4/2024	Farneti, Michael and Laura Gym Reimb 02/23-03/31/2024	CL
23168	PAULA SMITH, LMFT	80.00	4/17/2024	EAP	CL
23225	LIEBERT CASSIDY WHITMORE	5,560.00	5/7/2024	Trinity County North State ERC Contract FY 23-24	CL
23264	SCOTT LA FEIN, MFT	240.00	6/3/2024	EAP	CL
23273	COUNTY OF TRINITY	100.00	6/14/2024	May 2024 Stretch Gift-Trinity County	CL
23277	MARIA BERMEJO	<u>47.25</u>	6/14/2024	Bermejo, Maria Gym 12/23-6/24	CL
	Total 210 - Trinity	6,143.75			

Trindel Insurance Fund
 Check/Voucher Register - For Board Meeting
 From 4/1/2024 Through 6/30/2024

1020 - Claims Account - WC
 210 - Trinity

Check Number	Vendor Name	Check Amount	Effective Date	Transaction Description	Cleared Status
100267		141.34	4/1/2024	TIBZ-600077	CL
100268		3,753.91	4/1/2024	TIBZ-600079	CL
100275		12.94	4/1/2024	TIBZ-600077	CL
100276		941.50	4/1/2024	TIBZ-600035	CL
		429.00	4/1/2024	TIBZ-600077	CL
100283		287.50	4/1/2024	TIBY-600149	CL
100284		230.00	4/1/2024	TIBZ-600077	CL
100293		1,372.80	4/1/2024	TIBZ-600077	CL
100380		66.65	4/2/2024	TICA-600098	CL
100381		112.46	4/2/2024	TIBX-600186	CL
		43.88	4/2/2024	TIBX-600188	CL
		142.35	4/2/2024	TIBY-600139	CL
		19.10	4/2/2024	TIBY-600219	CL
		21.90	4/2/2024	TIBZ-600035	CL
		10.95	4/2/2024	TIBZ-600077	CL
		57.39	4/2/2024	TIBZ-600079	CL
		11.16	4/2/2024	TIBZ-600133	CL
		10.95	4/2/2024	TICA-600085	CL
		10.95	4/2/2024	TICA-600090	CL
		112.51	4/2/2024	TICA-600098	CL
100383		28.53	4/8/2024	TIBZ-600077	CL
100384		77.69	4/8/2024	TIBX-600188	CL
100385		116.22	4/8/2024	TIBX-600188	CL
100394		46.12	4/8/2024	TIBZ-600079	CL
100401		503.75	4/8/2024	TICA-600025	CL
100407		12.91	4/8/2024	TIBZ-600079	CL
100415		126.00	4/8/2024	TICA-600141	CL
100424		46.12	4/8/2024	TIBZ-600035	CL
100432		122.41	4/8/2024	TICA-600098	CL
100435		52.50	4/8/2024	TIBZ-600035	CL
		297.90	4/8/2024	TIBZ-600077	CL
100436		12.94	4/8/2024	TIBZ-600077	CL
100440		2,239.86	4/8/2024	TIBZ-600035	CL
100450		580.00	4/8/2024	TIBY-600149	CL
100458		1,587.30	4/8/2024	TIBX-600186	CL
100466		454.83	4/8/2024	TIBZ-600079	CL
100478		116.22	4/9/2024	TIBZ-600077	CL
100485		181.66	4/9/2024	TIBZ-600079	CL
100502		71.83	4/9/2024	TIBX-600186	CL
100539		577.50	4/15/2024	TIBZ-600035	CL
100540		230.00	4/15/2024	TIBP-550508	CL
100559		1,372.80	4/15/2024	TIBZ-600077	CL
100562		643.50	4/15/2024	TIBZ-600077	CL
100612		157.10	4/22/2024	TIBZ-600168	CL
100616		432.48	4/22/2024	TIBZ-600035	CL
100617		215.03	4/22/2024	TIBX-600186	CL
100641		2,239.86	4/22/2024	TIBZ-600035	CL
100644		244.14	4/22/2024	TIBZ-600133	CL
100645		99.14	4/22/2024	TIBZ-600133	CL

Trindel Insurance Fund
 Check/Voucher Register - For Board Meeting
 From 4/1/2024 Through 6/30/2024

100647	75.00	4/22/2024	TIBZ-600035	CL
100648	230.00	4/22/2024	TIBZ-600077	CL
100652	580.00	4/22/2024	TIBY-600149	CL
100658	793.65	4/22/2024	TIBX-600186	CL
100662	209.67	4/22/2024	TICA-600141	CL
100732	899.00	4/29/2024	TIBY-600139	CL
	185.20	4/29/2024	TIBZ-600077	CL
100743	230.00	4/29/2024	TIBP-550508	CL
100752	1,372.80	4/29/2024	TIBZ-600077	CL
100756	28.52	4/29/2024	TIBX-600186	CL
100762	57.62	4/29/2024	TIBY-600139	CL
100792	922.68	4/30/2024	TIBY-600055	CL
100828	93.10	4/30/2024	TICA-600098	CL
100835	87.61	5/6/2024	TIBP-550508	CL
100836	3,674.25	5/6/2024	TIBZ-600077	CL
100837	3,218.00	5/6/2024	TIBX-600188	CL
100854	80.44	5/6/2024	TIBW-600061	CL
	246.68	5/6/2024	TICA-600025	CL
100859	2,239.86	5/6/2024	TIBZ-600035	CL
100867	580.00	5/6/2024	TIBY-600149	CL
100889	8,810.25	5/7/2024	TIBZ-600035	CL
100911	335.66	5/7/2024	TICA-600141	CL
100912	28.76	5/7/2024	TICA-600141	CL
100913	92.95	5/7/2024	TIBX-600186	CL
100925	0.00	5/10/2024	TIBX-600186	CL
	0.00	5/10/2024	TIBX-600188	CL
	0.00	5/10/2024	TIBZ-600035	CL
	0.00	5/10/2024	TIBZ-600077	CL
	0.00	5/10/2024	TIBZ-600079	CL
	0.00	5/10/2024	TIBZ-600168	CL
	0.00	5/10/2024	TICA-600025	CL
	0.00	5/10/2024	TICA-600098	CL
	0.00	5/10/2024	TICA-600141	CL
100932	90.97	5/13/2024	TIBZ-600077	CL
100940	1,372.80	5/13/2024	TIBZ-600077	CL
100953	33.01	5/13/2024	TIBX-600186	CL
	92.10	5/13/2024	TIBX-600188	CL
	44.24	5/13/2024	TIBZ-600035	CL
	62.45	5/13/2024	TIBZ-600077	CL
	39.22	5/13/2024	TIBZ-600079	CL
	35.68	5/13/2024	TIBZ-600168	CL
	10.95	5/13/2024	TICA-600025	CL
	39.86	5/13/2024	TICA-600098	CL
	10.95	5/13/2024	TICA-600141	CL
100956	246.68	5/13/2024	TIBY-600233	CL
	209.67	5/13/2024	TIBZ-600239	CL
100957	891.00	5/13/2024	TIBZ-600077	CL
	99.00	5/13/2024	TIBZ-600127	CL
100958	12.94	5/13/2024	TIBZ-600077	CL
100959	290.65	5/13/2024	TIBP-550508	CL
100960	52.54	5/13/2024	TIBP-550508	CL
100961	460.00	5/13/2024	TIBY-600139	CL
	460.50	5/13/2024	TIBZ-600035	CL

Trindel Insurance Fund
 Check/Voucher Register - For Board Meeting
 From 4/1/2024 Through 6/30/2024

	418.00	5/13/2024	TIBZ-600077	CL
	429.00	5/13/2024	TICA-600141	CL
100975	90.97	5/14/2024	TIBZ-600077	CL
100981	12.91	5/14/2024	TIBZ-600079	CL
100983	309.30	5/14/2024	TIBZ-600077	CL
100987	126.00	5/14/2024	TICA-600141	CL
100996	154.63	5/14/2024	TIBZ-600035	CL
101010	126.00	5/20/2024	TIBZ-600035	CL
101019	419.34	5/20/2024	TIBY-600233	CL
	246.68	5/20/2024	TICA-600141	CL
101026	2,239.86	5/20/2024	TIBZ-600035	CL
101036	580.00	5/20/2024	TIBY-600149	CL
101119	207.88	5/28/2024	TIBZ-600035	CL
101135	127.15	5/28/2024	TIBZ-600035	CL
101142	90.39	5/28/2024	TICA-600098	CL
101143	165.00	5/28/2024	TIBY-600055	CL
	181.50	5/28/2024	TIBY-600149	CL
101145	345.00	5/28/2024	TIBZ-600077	CL
101149	230.00	5/28/2024	TIBZ-600077	CL
101159	230.00	5/28/2024	TIBZ-600035	CL
101166	1,372.80	5/28/2024	TIBZ-600077	CL
101180	2,239.86	6/3/2024	TIBZ-600035	CL
101184	580.00	6/3/2024	TIBY-600149	CL
101205	1,640.25	6/3/2024	TIBY-600149	CL
101252	407.00	6/3/2024	TIBZ-600035	CL
101261	103.89	6/3/2024	TICA-600098	CL
101297	94.49	6/4/2024	TIBZ-600035	CL
	377.65	6/4/2024	TICA-600193	CL
101315	2,015.00	6/10/2024	TIBZ-600133	CL
101327	682.40	6/10/2024	TIBZ-600035	CL
101329	75.00	6/10/2024	TIBZ-600239	CL
101331	1,551.00	6/10/2024	TIBP-550508	CL
101336	202.45	6/10/2024	TIBY-600139	CL
	439.50	6/10/2024	TIBZ-600035	CL
101362	108.91	6/11/2024	TIBZ-600077	CL
101363	435.66	6/11/2024	TIBZ-600077	CL
101364	43.57	6/11/2024	TIBZ-600077	CL
101367	126.00	6/11/2024	TICA-600193	CL
101368	73.02	6/11/2024	TIBX-600186	CL
101379	379.50	6/17/2024	TIBY-600149	CL
101383	14.09	6/17/2024	TIBZ-600035	CL
101384	460.50	6/17/2024	TIBY-600139	CL
101393	2,239.86	6/17/2024	TIBZ-600035	CL
101401	580.00	6/17/2024	TIBY-600149	CL
101453	1,914.00	6/18/2024	TIBX-600188	CL
101456	1,201.74	6/18/2024	TIBP-550508	CL
	80.44	6/18/2024	TIBY-600233	CL
101458	363.00	6/18/2024	TIBZ-600133	CL
101463	115.00	6/18/2024	TIBZ-600035	CL
	345.00	6/18/2024	TIBZ-600077	CL
101468	858.00	6/18/2024	TIBZ-600077	CL
	84.17	6/18/2024	TICA-600141	CL
101485	2,600.00	6/24/2024	TICA-600025	CL

Trindel Insurance Fund
Check/Voucher Register - For Board Meeting
From 4/1/2024 Through 6/30/2024

101495	557.44	6/24/2024 TIBZ-600079	CL
101511	116.60	6/24/2024 TICA-600206	CL
101512	93.50	6/24/2024 TICA-600171	CL
101517	15.87	6/24/2024 TICA-600206	CL
101518	167.83	6/24/2024 TICA-600206	CL
101555	94.49	6/25/2024 TICA-600141	CL
101556	<u>1,285.55</u>	6/25/2024 TICA-600171	CL
Total 210 - Trinity	83,167.13		

Trindel Insurance Fund
 Check/Voucher Register - For Board Meeting
 From 4/1/2024 Through 6/30/2024

1030 - Claims
 Account - L/P
 210 - Trinity

Check Number	Vendor Name	Check Amount	Effective Date	Transaction Description	Cleared Status
13149		2,121.90	4/3/2024	TRI23-0003	CL
13153		1,164.50	4/3/2024	TRI21-0004	CL
13158		139.00	4/3/2024	TRI21-0008	CL
13159		52.50	4/3/2024	TRI21-0004	CL
13179		22,283.05	4/25/2024	TRI23-0017	CL
13180		422.50	4/25/2024	TRI24-0009	CL
13181		325.00	4/25/2024	TRI24-0010	CL
13203		682.50	5/15/2024	TRI21-0004	CL
13204		2,447.00	5/15/2024	TRI21-0008	CL
13222		28,482.46	5/15/2024	TRI23-0016	CL
13229		1,146.50	5/23/2024	TRI23-0011	CL
13231		9,479.31	5/23/2024	TRI23-0017	CL
13246		5,243.49	6/5/2024	TRI23-0003	CL
13258		13,032.69	6/6/2024	TRI24-0006	CL
13260		507.50	6/11/2024	TRI21-0004	CL
13261		3,116.00	6/11/2024	TRI21-0008	CL
13279		9,962.50	6/19/2024	TRI23-0017	CL
13280		<u>10,597.50</u>	6/19/2024	TRI24-0010	CL
	Total 210 - Trinity	<u>111,205.90</u>			
	Report Total	<u>200,516.78</u>			



TRINDEL BOARD MEETING

October 2024

GENERAL BUSINESS

AGENDA ITEM 5.

SUBJECT: Committee Reports.

STRATEGIC PLAN OBJECTIVE: Communication plan.

ACTION FOR CONSIDERATION: Discuss and provide direction as appropriate.

BACKGROUND: Since the June 12, 2024 Trindel Board of Directors meeting the Executive Committee met once to discuss future planning, and ideas for the Board of Directors meeting. No action was taken by the committee.

The Claims Review Committee met to review 8 reportable losses to the general liability pool, and 11 reportable losses to the workers' compensation pool. No action was taken by the committee. This brought awareness to committee members as to the types of loss exposures our pools are facing, and how we as an organization can focus on preventing those losses.

FISCAL IMPACT: N/A

RECOMMENDATION: N/A



TRINDEL BOARD MEETING
October 2024

GENERAL BUSINESS
AGENDA ITEM 6.

SUBJECT: Staff Reports.

STRATEGIC PLAN OBJECTIVE: Communication plan.

ACTION FOR CONSIDERATION: Discuss and provide direction as appropriate.

BACKGROUND:

Overview of staff activities since June 12, 2024 Board of Directors meeting. Trindel is comprised of 4 departments: Administration, Risk Control, Property and Liability Claims Administration, and Workers' Compensation Claims Administration. Trindel currently has 14 allocated positions.

This item is intended to provide the Board with information regarding what each department is responsible for as well as who is working in each department.

FISCAL IMPACT: N/A

RECOMMENDATION: N/A



October 2nd, 2024
Trindel Board of Directors Meeting
Risk Control Services Department Report
Summary of Activities from July through September 2024

Department Introduction & Description:

The Risk Control Department consists of three employees. One Director of Risk Control, and two Risk Control Analysts. Risk control is a plan-based business strategy that aims to identify, assess, and prepare for any dangers, hazards, and other potentials for disaster—both physical and figurative—that may interfere with an organization's operations and objectives. Objectives can be reached by ensuring new and ongoing risks are continually identified, assessed, managed, and monitored. Controlling the risk is a crucial part of the enterprise risk management process for your member county. We are here to assist you in evaluating potential losses, and to take action to reduce or eliminate those risks.

Team Member Activities:

Virtual Webinars Conducted: 18

Total Attendees on Virtual Trainings: 1188

In-Person Trainings Conducted: 25

Total Attendees In – Person: 800

Members Visited: 1 x Alpine, 3 x Colusa, 1 x Del Norte, 1 x Lassen, 3 x Modoc, 4 x Mono, 4 x San Benito, 1 x Sierra, 2 x Sutter, 3 x Tehama, 2 x Trinity

Training Topics:

AB1825 – Sexual Harassment for Supervisors
SB1343 – Sexual Harassment for Non-Supervisors
Heat Illness Prevention
Leading the Way to Inclusion
Safety Scenarios – Do you know what to do?
Reset Your Team ~ Reclaim, Revive, Refocus
Documenting Employee Actions

SB553 Workplace Violence Prevention
Flagger Training
Forklift Training
CPR/Stop the Bleed
Front Office Safety
The New Supervisor
L.E.A.D ~ Leadership, Excellence, Acquisition and Development
Ethics for Everyone
Chainsaw Training
How to Prepare for a 1st Amendment Auditor
How to Be a Defensive Driver
De-escalating Difficult People
DSR Spotlight

Legislative/Legal Update:

Chaptered = Signed into law by Governor Newsom, generally effective January 1st, 2025

Enrolled = On Governor's Desk to Sign or Veto by September 30th, 2024

AB1870 – Workers Compensation Workplace Notice * Chaptered

Amends Workplace Posting for Workers Compensation to include information about an injured employee's right to consult a licensed attorney regarding their rights under workers compensation laws and that attorneys' fees will most likely be paid from any monetary recovery of the claim.

SB400 – Disclosure of Peace Officer Termination for Disclosable Incident * Chaptered

Clarifies that a Public Agency can disclose to the public the termination for cause of a Peace Officer for a disclosable incident without a formal request for such disclosure made.

SB1034 – Extends “Unusual Circumstances” Definition for Extension of Time for PRA Requests * Chaptered, Amends Penal Code 832.7

Allows a Public Agency to invoke the “Unusual Circumstances” extension of time provision during a state of emergency declared by the governor that impacts the agency's ability to timely respond due to staffing shortages or closure of facilities where records are located.

AB2302 – Modifies Teleconference Participation Limitations of Legislative Body Members in a Year * Enrolled

Modifies teleconferencing participation to fixed number of meetings per year based on frequency of legislative body meetings:

Two (2) meetings/year if legislative body meetings once per month or less

Five (5) meetings/year if legislative body meets twice per month OR

Seven (7) meetings/year if legislative body meets three or more times per month

California's Indoor Heat Illness Rule * Chaptered

Cal/OSHA approved new "Heat Illness Prevention in Indoor Places of Employment" standard, Effective June 20, 2024.

Cal/OSHA Permanent Regulation on Covid-19 Standards * Chaptered

Existing Non-Emergency Regulation will sunset on February 3, 2025

Other Information:

LPS/HR Conference: September 17th, 18th, 19th 2024, Chico. 27 HR/RM in attendance.

Rachael received recognition for 5 years of service to Prism Risk Control/Member Services Committee

Rachael on vacation three weeks during June/July 2024

Tony on vacation for two weeks during August 2024

Becca was out on Maternity leave May through September, 2024.

Risk Control Future Planning:

Roads Commissioners Meeting/Equipment Olympics ~ November 5th & 6th, 2024

Gerber Yard, Tehama County.

Calpelra Conference ~ Monterey, November 12th, 13th, 14th, 15th, 2024

PARMA Conference ~ Anaheim, February 23rd, 24th, 25th, 26th, 2025

LPS/HR Meeting March 18th, 19th, 20th, 2025 ~ Location TBD

DSR Location Planning April 16 & 17, 2024 – Location TBD



Property and Liability Department Report Board of Directors Meeting October 2024

Operations

The Property and Liability Department has seen an increase in vehicle accidents in several of our counties. These accidents have varied from vehicle vs. deer, a medical emergency, and driver error. As a result, I have been working more frequently with appraisers and salvage vendors for review as several of these vehicles are being reported as a total loss. This has resulted in an increase of additional reporting to excess. Additionally, the replacement equipment and vehicle inventory has seen a decline in availability, which has impacted our counties resources. The part supply chain was interrupted during covid and parts and services saw a significant rate increase, which is driving decisions for replacement rather than repair.

The liability program has received several claims regarding execution of search warrants. These claims have been rejected as our Sheriff Deputies were assisting SWAT, and operating within the scope of their employment with probable cause related to three locations involving a homicide, and one involving a firearm or deadly weapon at the scene of domestic violence incident with a threat to human life.

There continues to be an influx of dangerous condition claims related to failing infrastructure, and those represent the majority of the liability claims open.

We continue to pursue subrogation and risk transfer opportunities to at fault parties to recover costs for our Counties.

For fiscal year 2023-24 we closed 309 claims, and opened 296 in the property and liability program which equates to a 104% closing ratio. We also settled 46 claims in the liability program which is close to the 10-year annual average of 49.

Conferences and Trainings

- Penny attended the Risk Control Loss Prevention/HR meeting in September.

Future

- Develop a vendor panel of restoration contractors to mitigate property losses.
- Obtain new vehicle appraiser to make total loss determinations.
- Continue to proactively manage case load with an eye toward early settlement to jury verdicts.
- Continue with continuing education, and development, of expertise in property and liability field.

Aggregate Settlement/Judgement Totals by Fiscal Year

Sum of Transaction Amount Row Labels	Column Labels											Grand Total
	2013-2014	2014-2015	2015-2016	2016-2017	2017-2018	2018-2019	2019-2020	2020-2021	2021-2022	2022-2023	2023-2024	
Alpine County	42,500	36,992			1,500	107,180	10,963	1,663	150,000	2,204		353,002
Colusa County		250,000	6,048	18,263	21,616	90,000			1,500	7,603	22,984	418,014
Del Norte County	305,562	20,940	383,801	21,829	21,670	6,094	5,036	69,086	176,285	8,998		1,019,302
Lassen County	492,227	115,688	28,500	20,911	46,034	83,074	21,825	13,547	135,000	10,114	54,967	1,021,887
Modoc County	4,238		98,000	301,653	340,570	5,063		96,500	1,059		25,000	872,083
Mono County	5,000	77,046	1,152,368	107,007	660	1,453		22,148	47,909	311,158	43,230	1,767,979
Plumas County	4,833	3,411	871	327,999	13,246	21,474	28,762	2,806	115,000	14,631	2,440,579	2,973,612
San Benito County	5,169	6,658	302,390	99,651	4,776	192,273	17,905	1,324	1,852	21,370	19,303	672,671
Sierra County	4,550,000		82,116	802	772	150	1,472	8,422	1,229	4,729	5,869	4,655,561
Sutter County	160,000	12,862	154,041	43,279	549,333	250,412	130,701	24,134	30,301	5,555,445	230,892	7,141,399
Tehama County	12,877	158,247	24,924	24,236	34,698	278,671	3,438	163,893	79,823	815,953	535,550	2,132,311
Trinity County	8,923	9,022			5,310		2,937	1,400	14,404,515	7,013,085	21,006	21,466,198
Grand Total	5,591,330	690,866	2,233,058	965,631	1,040,184	1,035,844	223,038	404,923	15,144,474	13,765,290	3,399,379	44,494,019

Aggregate General Liability Legal Spend by Fiscal Year

Sum of Transaction Amount Row Labels	Column Labels											Grand Total
	2013-2014	2014-2015	2015-2016	2016-2017	2017-2018	2018-2019	2019-2020	2020-2021	2021-2022	2022-2023	2023-2024	
Alpine County	50,477	65,557	77,246	321,078	45,106	23,524	42,729	5,802	12,024	6,626	28,266	678,436
Colusa County	32,620	39,174	79,463	3,290	149,966	56,201	14,794	17,617	2,145	22,606	30,134	448,009
Del Norte County	494,796	371,480	256,832	230,849	62,939	67,971	158,402	105,107	15,252		28,220	1,791,848
Lassen County	229,317	271,749	44,120	79,840	102,219	139,640	64,815	111,509	30,789	45,945	38,577	1,158,518
Modoc County	121,230	261,637	326,073	253,838	150,384	95,993	71,929	94,348	6,992	32,504	34,784	1,449,713
Mono County	336,908	217,551	146,272	81,672	24,019		7,134		34,123	103,717	52,739	1,004,136
Plumas County	10,622	5,237	2,725	45,786	105,780	41,201	149,765	168,131	89,661	112,647	60,443	791,999
San Benito County	118,750	41,225	107,165	58,387	166,372	321,419	59,122	64,975	106,213	117,550	150,492	1,311,669
Sierra County	160,897	23,764	3,054									187,714
Sutter County	93,228	41,056	149,843	170,187	180,030	193,585	194,824	129,646	303,590	197,098	407,665	2,060,750
Tehama County	9,383	202,852	128,366	14,658	16,000	164,165	53,950	126,410	27,365	644,093	110,131	1,497,372
Trinity County	56,495	11,662	21,516	13,383	11,184	26,385	54,272	198,940	293,885	216,430	294,397	1,198,549
Grand Total	1,714,724	1,552,943	1,342,675	1,272,967	1,013,999	1,130,084	871,735	1,022,484	922,038	1,499,216	1,235,848	13,578,713



Workers' Compensation Department Report Board of Directors Meeting October 2024

The Trindel Workers' compensation team is comprised of three Claims Examiners; Anita Cooper, Senior Claims Examiner, who handles Plumas, Lassen and San Benito Counties; Jennifer Loomis-Martens who handles Colusa, Mono and Sutter counties; and Jordan Wardrip who handles Tehama, Alpine, Sierra, Modoc, Trinity and Del Norte Counties. We also employ two Claims Technician's, Laurie Davis and Kayla Eddis who assist all of the examiners.

- We have contracted Owen Fennern of RTGR Law Firm to assist with claim support and with Tim Vincent from Praxis who is performing supervisory reviews for claims.
- Technicians Laurie Davis and Kayla Eddis have both been with Trindel for one year this October and are both working on completing a Workers' Compensation Claims Administrator designation.
- The Worker's Compensation team continued to expand their professional network by arranging and attending various meetings with attorneys, investigators, nurse case managers and County medical facilities.
- The claims examiners conducted file reviews in San Benito, Lassen, Sutter, Mono, Alpine, Del Norte and Trinity. We continue to schedule with the remaining counties.

- The 3 examiners have a weekly meeting to discuss claim issues and trends. Once a month a Workers' Compensation team meeting is attended by all workers' comp staff.
- The Workers' Compensation team presented Workers' Comp Jeopardy at the Loss Prevention Safety meeting in September.
- From June 1, 2024 to present 65 claims have been opened and 5 claims have been closed, resulting in a reserve increase total of \$898,982.22.
- For fiscal year 2023-24 the workers' compensation team closed 223 claims and opened 257 for an 87% closed claim ratio.
- Webinars attended:

HB Academy: 2024 Case Law Highlights

Pants on Fire: The Art of Detecting Deception During Investigative Interviews

De-Escalating Difficult People

A Closer Look: 7 Reasons to Prioritize Scene Investigations

Security Awareness Training

AI, Phishing and Cybersafety

An Overview of BEC and CEO Fraud

QR Codes: Safe Scanning

Smishing Frenzy

Verisk on Medicare Reporting

Future Team Activities

- Kayla Laurie and Jordan will be attending the DWC conference in March 2025. Anita, Jennifer and Jordan will be attending PARMA conference in February 2025.



Administration Department Report Board of Directors Meeting October 2024

Operations

- Andrew and Jack continue to meet with Kevin Webb and develop the Self Direct Investment Portfolio. As of 9/15/2024, \$12.5 million is invested with the “sleep adjusted returns” mentality. See Treasurer’s Report for more information.
- Trindel has made significant progress on the CAJPA Accreditation audit proctored by Patti Williams. Trindel has submitted all requested information and is awaiting further instruction from the program.
- Trindel has completed interim audit work with James Marta & Company in June of 2024. Substantive testing is currently underway, and Trindel is working diligently to stay on top of the Financial Audit, and produce a high-quality ACFR as quickly as possible this year.
- Trindel is concluding its 6th consecutive audit with James Marta and Company, LLC. CA Assembly bill 1345 requires either rotation of auditor at James Marta and Company, LLC, issuing RFPs for the Trindel audit with other firms, or waiving of the requirement if no other eligible public accounting firms are available. Administration staff will be seeking board guidance in the coming months to determine the best and preferred course of action.

Conferences and Trainings

- Jack attended the GFOA Annual conference in June held in Orlando, FL. This year’s event had a multitude of wonderful speakers and events centered around actuarial sciences and pensions, GASB updates such as implementation of GASB101, 102, and 103, using grants to fund municipal projects, and the advantages and pitfalls of AI.
- Jack also has attended, and has been made a regular voting member of the PRISM Finance Committee.
- Andrew attended the PRISM Underwriting Committee meetings.
- Andrew attended claims reviews in two member Counties.
- Andrew attended the Alliant Pooling Symposium in Monterey, CA.

- Andrew also attended the Rural Counties Representatives of California (RCRC) conference in Rohnert Park.
- Mary is making progress on becoming a Public Notary.



TRINDEL BOARD MEETING
October 2024

GENERAL BUSINESS
AGENDA ITEM 7.

SUBJECT: Treasurer’s Report as of 6/30/2024.

STRATEGIC PLAN OBJECTIVE: Captive Feasibility Study (Investment Options, Diversification, and Higher Earnings on Capital).

ACTION FOR CONSIDERATION: Discuss and provide direction as appropriate.

BACKGROUND:

Fiscal year 2023-24, we capitalized on the inverted yield curve by maximizing our holdings in a liquid portfolio with CAMP, and as the year ended began transitioning capital into individual securities with similar yield but longer duration in an attempt to extend our investment income in anticipation of an interest rate drop in FY 2024-25.

As a result of the elevated interest environment during FY 2023-24, Trindel received the highest annual investment income to date - \$ 3,190,116.

Fiscal Year	Investment Earnings	% Change	Assets	% Change	Liabilities	% Change	Net Position	% Change
2014	\$ 106,224		\$ 29,489,007		\$ 16,401,784		\$ 13,087,223	
2015	\$ 122,186	15%	\$ 30,616,929	4%	\$ 19,517,356	19%	\$ 11,134,710	-15%
2016	\$ 173,771	42%	\$ 34,608,990	13%	\$ 21,641,166	11%	\$ 13,100,432	18%
2017	\$ 243,612	40%	\$ 40,125,070	16%	\$ 25,817,331	19%	\$ 14,480,258	11%
2018	\$ 337,846	39%	\$ 44,029,827	10%	\$ 28,930,666	12%	\$ 15,532,844	7%
2019	\$ 581,076	72%	\$ 54,196,334	23%	\$ 37,405,984	29%	\$ 16,993,927	9%
2020	\$ 799,493	38%	\$ 62,725,152	16%	\$ 38,497,028	3%	\$ 24,419,032	44%
2021	\$ 639,645	-20%	\$ 72,507,105	16%	\$ 39,869,524	4%	\$ 32,808,872	34%
2022	\$ 521,837	-18%	\$ 79,140,741	9%	\$ 42,014,628	5%	\$ 37,524,114	14%
2023	\$ 1,510,809	190%	\$ 92,507,940	17%	\$ 57,440,629	37%	\$ 35,456,776	-6%
2024	\$ 3,190,116	111%	\$ 105,894,044	14%	\$ 64,850,729	13%	\$ 41,391,539	17%
	10-yr % Change	2903%	10-yr % Change	259.1%	10-yr % Change	295.4%	10-yr % Change	216.3%

FISCAL IMPACT: N/A

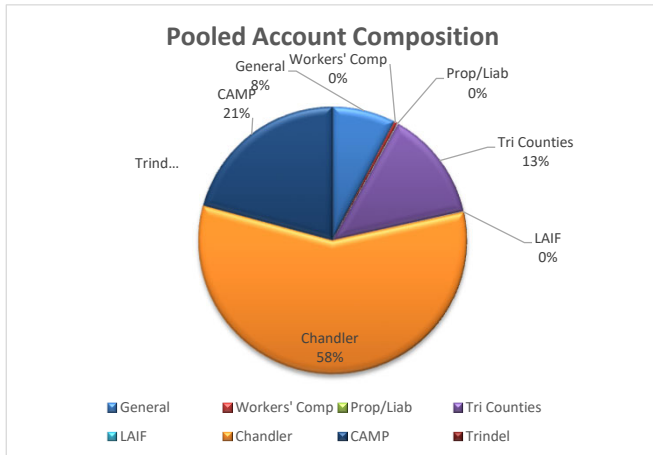
RECOMMENDATION: N/A

Trindel Insurance Fund Treasurers Report

This Treasurers Report is submitted in accordance with the investment policy adopted on October 4, 2023 and all investments are in compliance.
Per California Government Code 53646, sufficient liquidity is available to meet all anticipated obligations during the next six months.

Andrew Fischer

Date	General Account 1010 Tri Counties	Workers' Comp Account Tri Counties	Prop Liab Account Tri Counties	Money Mkr Account Tri Counties	Local Agency Investment Fund	Chandler Asset Management	California Asset Management Program	Trindel Self Directed	Total
7/31/2023				\$11,349.84		\$114,323.00	\$129,994.18		255,667.02
8/31/2023				\$2,684.05		\$114,854.00	\$109,454.24		226,992.29
9/30/2023				\$1,098.42	\$738.72	\$120,858.00	\$101,060.75		223,755.89
First Qtr. Earnings	\$0.00	\$0.00	\$0.00	\$15,132.31	\$738.72	\$350,035.00	\$340,509.17	\$0.00	706,415.20
9/30/2023 Cash Bal	1,634,771.39	258,904.96	114,722.91	341,816.01	84,261.27	52,261,162.00	22,013,954.45		76,709,592.99
10/31/2023				\$1,138.88		\$124,526.00	\$97,040.20		222,705.08
11/30/2023				\$1,105.82		\$126,364.00	\$87,657.23		215,127.05
12/31/2023				\$33,390.15	\$846.52	\$136,121.00	\$90,531.32		260,888.99
Second Qtr. Earnings	\$0.00	\$0.00	\$0.00	\$35,634.85	\$846.52	\$387,011.00	\$275,228.75	\$0.00	698,721.12
12/31/2023 Cash Bal	7,061,970.01	364,884.18	130,430.50	12,377,450.86	85,107.79	53,491,689.31	19,289,183.20	0.00	92,800,715.85
1/31/2024				\$41,239.91		\$137,961.00	\$90,429.32		269,630.23
2/29/2024				\$1,305.02		\$141,473.82	\$137,105.51		279,884.35
3/31/2024				\$1,399.37	\$909.36	\$79,606.20	\$153,883.73	-\$5,880.50	229,918.16
Third Qtr. Earnings	\$0.00	\$0.00	\$0.00	\$43,944.30	\$909.36	\$359,041.02	\$381,418.56	-\$5,880.50	779,432.74
3/31/2024 Cash Bal	3,954,921.71	441,205.54	194,761.98	421,395.16	86,017.15	53,599,006.79	30,870,604.76	1,787,690.30	91,355,603.39
4/30/2024				\$1,358.74		\$223,607.55	\$150,693.29	\$690.95	376,350.53
5/31/2024				\$1,408.56		\$160,892.54	\$178,418.86	-\$6,286.89	334,433.07
6/30/2024				\$1,367.66	\$970.53	\$148,435.48	\$180,269.77	\$5,778.57	336,822.01
Fourth Qtr. Earnings				\$4,134.96	\$970.53	\$532,935.57	\$509,381.92	\$182.63	1,047,605.61
6/30/2024 Cash Bal	1,467,512.95	331,836.41	288,749.19	425,530.12	86,987.68	54,040,358.77	40,679,983.68	7,101,033.51	104,421,992.31
	General	Workers' Comp	Prop/Liab	Tri Counties	LAIF	Chandler	CAMP	Trindel	






	<u>Earnings</u>	<u>Simple Annualized FYTD Rate</u>
Tri Counties	\$ 98,846.42	2.91%
LAIF	\$ 3,465.13	4.05%
Chandler	\$1,629,022.59	3.05%
CAMP	\$1,506,538.40	5.34%
Trindel	-\$5,697.87	-0.19%
Total FY Int.	\$ 3,237,872.54	3.55%
Chandler fee		
First \$25 mil 0.10 of 1% = 10 basis points		
Second \$25 mil 0.08 of 1% = 8 basis points	\$ 47,226.00	0.09%
US Bank Fee SD	530.91	0.01%
NET Gain/Loss	\$ 3,190,115.63	3.49%

ADDRESS SERVICE REQUESTED

TRINDEL INSURANCE FUND
GENERAL ACCOUNT
PO BOX 2069
WEAVERVILLE CA 96093-2069

Service With Solutions

-  Speak with a Banker: 1-800-922-8742
-  Automated Phone Banking: 1-844-822-2447
-  Online Banking: TriCountiesBank.com



Together we can make a difference in the lives of California community college students.

As part of our 50th Anniversary, Tri Counties Bank has partnered with the Foundation for California Community Colleges to raise money for their Student Ambassador Program. This program enables students to become leaders on their campuses, connect their peers with resources that can overcome barriers, and ultimately help them achieve their educational goals.

To learn more and to donate, visit TriCountiesBank.com/50



Member FDIC

Overall Balance Summary

Account Type	Account Number	Ending Balance
Business Analysis Images		\$1,504,773.02

Business Analysis Images

Account Summary

Date	Description	Amount
06/01/2024	Beginning Balance	\$4,053,001.15
	6 Credit(s) This Period	\$45,756.44
	60 Debit(s) This Period	\$2,593,984.57
06/30/2024	Ending Balance	\$1,504,773.02

Deposits

Date	Description	Amount
06/03/2024	DEPOSIT	\$4,937.45
06/05/2024	DEPOSIT	\$1,795.84
06/05/2024	DEPOSIT	\$1,114.26
06/13/2024	DEPOSIT	\$2,857.06
06/20/2024	DEPOSIT	\$36.10



Business Analysis Images (continued)
Electronic Credits

Date	Description	Amount
06/13/2024	PRISM PAYMENT <i>Trindel Insurance Fund</i>	\$35,015.73

Electronic Debits

Date	Description	Amount
06/03/2024	OLB XFER TO DDA 000369126867 <i>TRANSFER FROM CHECKING 68</i>	\$339,547.28
06/03/2024	OLB XFER TO DDA 000369126875 <i>TRANSFER FROM CHECKING 68</i>	\$170,804.38
06/03/2024	OLB XFER TO DDA 000369126875 <i>TRANSFER FROM CHECKING 68</i>	\$107,135.43
06/03/2024	ADP PAY-BY-PAY PAY-BY-PAY <i>TRINDEL INSURANCE FUND</i>	\$13.33
06/04/2024	OPTUM BANK DIR DEP <i>TRINDEL INSURANCE FUND</i>	\$844.00
06/07/2024	INTERMEDIA.NET 259856512 <i>TRINDEL INSURANCE FUND</i>	\$7.31
06/07/2024	ADP PAYROLL FEES ADP FEES <i>662416163TRINDEL INSUR</i>	\$346.76
06/07/2024	VALIC EREMIT PRM <i>GA50920</i>	\$7,983.65
06/10/2024	POSTALIA TDCPOSTAGE <i>TRINDEL INSURANCE FUND</i>	\$1,000.00
06/14/2024	ADP PAYROLL FEES ADP FEES <i>663104564TRINDEL INSUR</i>	\$280.90
06/14/2024	CALPERS 3100 <i>Trindel Insurance Fund</i>	\$6,244.38
06/14/2024	CALPERS 3100 <i>Trindel Insurance Fund</i>	\$9,191.44
06/18/2024	TRINDEL INSURAN MDI May <i>TRINDEL INSURAN</i>	\$8,025.03
06/20/2024	AFLAC COLUMBUS ACHPMT <i>TrindelInsuranceFund</i>	\$754.33
06/20/2024	U.S. BANK PAYMENT <i>TRINDEL INSURANCE FUND</i>	\$24,499.52
06/27/2024	ADP PAY-BY-PAY PAY-BY-PAY <i>TRINDEL INSURANCE FUND</i>	\$28.96
06/27/2024	ADP Tax ADP Tax <i>TRINDEL INSURANCE FUND</i>	\$17,646.54
06/27/2024	ADP WAGE PAY WAGE PAY <i>TRINDEL INSURANCE FUND</i>	\$68,356.04

Other Debits

Date	Description	Amount
06/14/2024	Wire Out/230646/U.S. Bank N.A.	\$1,800,000.00

Checks Cleared

Check Nbr	Date	Amount	Check Nbr	Date	Amount	Check Nbr	Date	Amount
23222	06/03/2024	\$405.33	23258	06/07/2024	\$65.00	23265*	06/28/2024	\$324.95
23232*	06/04/2024	\$248.57	23259	06/06/2024	\$506.13	23266	06/05/2024	\$356.23
23234*	06/28/2024	\$336.34	23260	06/10/2024	\$481.50	23267	06/12/2024	\$522.06
23249*	06/28/2024	\$9,371.65	23261	06/11/2024	\$36.97	23268	06/28/2024	\$55.74
23256*	06/12/2024	\$2,045.22	23262	06/05/2024	\$191.62	23269	06/20/2024	\$165.00
23257	06/13/2024	\$120.00	23263	06/06/2024	\$2,137.50	23271*	06/21/2024	\$55.00

Business Analysis Images(continued)

Checks Cleared (continued)




Check Nbr	Date	Amount	Check Nbr	Date	Amount	Check Nbr	Date	Amount
23273*	06/21/2024	\$100.00	23283	06/21/2024	\$663.30	23292*	06/28/2024	\$95.14
23275*	06/21/2024	\$180.76	23284	06/25/2024	\$1,347.00	23293	06/20/2024	\$1,088.65
23276	06/20/2024	\$90.00	23285	06/25/2024	\$690.90	23294	06/24/2024	\$90.00
23278*	06/21/2024	\$47.84	23286	06/25/2024	\$2,015.00	23295	06/26/2024	\$226.64
23279	06/26/2024	\$144.24	23287	06/27/2024	\$160.00	23297*	06/21/2024	\$191.62
23280	06/20/2024	\$379.95	23288	06/24/2024	\$3,965.16	23298	06/27/2024	\$33.00
23281	06/21/2024	\$49.00	23289	06/27/2024	\$95.14	23299	06/25/2024	\$1,938.75
23282	06/24/2024	\$28.00	23290	06/27/2024	\$230.39			

* Indicates skipped check number

ADDRESS SERVICE REQUESTED

TRINDEL INSURANCE FUND
 WORKERS COMP ACCOUNT
 PO BOX 2069
 WEAVERVILLE CA 96093-2069

Service With Solutions

-  Speak with a Banker: 1-800-922-8742
-  Automated Phone Banking: 1-844-822-2447
-  Online Banking: TriCountiesBank.com



Together we can make a difference in the lives of California community college students.

As part of our 50th Anniversary, Tri Counties Bank has partnered with the Foundation for California Community Colleges to raise money for their Student Ambassador Program. This program enables students to become leaders on their campuses, connect their peers with resources that can overcome barriers, and ultimately help them achieve their educational goals.

To learn more and to donate, visit TriCountiesBank.com/50



Member FDIC

Overall Balance Summary

Account Type	Account Number	Ending Balance
Business Analysis Images		\$524,360.13

Business Analysis Images

Account Summary

Date	Description	Amount
06/01/2024	Beginning Balance	\$476,461.93
	2 Credit(s) This Period	\$339,789.75
	384 Debit(s) This Period	\$291,891.55
06/30/2024	Ending Balance	\$524,360.13

Deposits

Date	Description	Amount
06/04/2024	REVERSED DUPLICATE CK#100864 PAID 5/15/24 AND 6/3/24	\$242.47



Business Analysis Images(continued)
Electronic Credits

Date	Description	Amount
06/03/2024	OLB XFER FR DDA 000369126834 TRANSFER FROM CHECKING 68	\$339,547.28

Checks Cleared

Check Nbr	Date	Amount	Check Nbr	Date	Amount	Check Nbr	Date	Amount
979	06/10/2024	\$445.08	101121	06/05/2024	\$83.21	101193	06/06/2024	\$187.02
99384*	06/06/2024	\$58.00	101122	06/05/2024	\$83.21	101194	06/10/2024	\$443.28
99408*	06/07/2024	\$49.46	101123	06/03/2024	\$161.91	101195	06/25/2024	\$145.39
99456*	06/06/2024	\$580.00	101135*	06/03/2024	\$127.15	101196	06/07/2024	\$473.94
99516*	06/07/2024	\$406.56	101136	06/03/2024	\$233.13	101197	06/11/2024	\$2,605.30
99592*	06/21/2024	\$580.00	101137	06/03/2024	\$233.13	101199*	06/10/2024	\$2,474.26
100157*	06/25/2024	\$485.72	101138	06/03/2024	\$233.13	101200	06/10/2024	\$1,378.29
100296*	06/13/2024	\$2.28	101139	06/05/2024	\$633.13	101201	06/17/2024	\$49.68
100546*	06/05/2024	\$75.00	101140	06/10/2024	\$161.51	101202	06/10/2024	\$193.07
100620*	06/04/2024	\$5,363.25	101142*	06/06/2024	\$90.39	101203	06/10/2024	\$116.41
100860*	06/14/2024	\$261.97	101144*	06/03/2024	\$1,789.20	101204	06/07/2024	\$185.34
100861	06/14/2024	\$10.89	101145	06/05/2024	\$1,035.00	101205	06/20/2024	\$1,640.25
100864*	06/03/2024	\$242.47	101147*	06/03/2024	\$285.24	101206	06/17/2024	\$585.23
100945*	06/03/2024	\$2,464.00	101148	06/03/2024	\$3,036.01	101207	06/10/2024	\$246.22
100964*	06/11/2024	\$2,519.99	101151*	06/03/2024	\$1,276.30	101208	06/07/2024	\$3,812.00
100997*	06/26/2024	\$63.09	101155*	06/11/2024	\$1,315.72	101209	06/24/2024	\$227.66
101006*	06/03/2024	\$91.16	101156	06/10/2024	\$1,798.22	101210	06/11/2024	\$4,040.80
101007	06/26/2024	\$224.20	101161*	06/03/2024	\$1,361.50	101211	06/07/2024	\$389.21
101023*	06/03/2024	\$1,890.40	101162	06/10/2024	\$1,947.12	101212	06/18/2024	\$140.19
101027*	06/11/2024	\$16.08	101163	06/11/2024	\$580.00	101213	06/14/2024	\$66.59
101031*	06/07/2024	\$242.47	101164	06/03/2024	\$799.48	101214	06/14/2024	\$169.54
101041*	06/04/2024	\$580.00	101165	06/03/2024	\$10.83	101215	06/11/2024	\$27.03
101059*	06/03/2024	\$2,474.26	101167*	06/10/2024	\$2,429.94	101216	06/10/2024	\$229.91
101060	06/11/2024	\$58.42	101169*	06/03/2024	\$560.00	101217	06/14/2024	\$2,015.00
101061	06/11/2024	\$29.75	101170	06/03/2024	\$429.21	101218	06/07/2024	\$1,863.94
101062	06/11/2024	\$39.13	101171	06/14/2024	\$2,464.00	101219	06/12/2024	\$215.29
101071*	06/24/2024	\$75.97	101172	06/18/2024	\$580.00	101220	06/06/2024	\$1,461.30
101073*	06/07/2024	\$7.17	101173	06/03/2024	\$3,911.97	101221	06/13/2024	\$632.18
101075*	06/03/2024	\$2,464.00	101175*	06/03/2024	\$1,285.08	101223*	06/06/2024	\$685.01
101078*	06/05/2024	\$13.98	101176	06/03/2024	\$128.51	101224	06/07/2024	\$459.82
101087*	06/06/2024	\$289.11	101177	06/10/2024	\$1,890.40	101225	06/07/2024	\$110.82
101093*	06/14/2024	\$1,218.06	101178	06/27/2024	\$1,258.66	101226	06/07/2024	\$1,551.46
101094	06/04/2024	\$116.22	101179	06/07/2024	\$580.00	101227	06/07/2024	\$353.31
101095	06/04/2024	\$116.22	101180	06/06/2024	\$2,239.86	101228	06/27/2024	\$72.67
101096	06/10/2024	\$55.29	101181	06/21/2024	\$957.05	101229	06/27/2024	\$1,029.71
101103*	06/03/2024	\$115.52	101182	06/06/2024	\$230.00	101230	06/27/2024	\$1,487.33
101105*	06/05/2024	\$91.32	101183	06/07/2024	\$242.47	101231	06/10/2024	\$1,074.23
101108*	06/10/2024	\$91.16	101184	06/28/2024	\$580.00	101232	06/10/2024	\$62.11
101109	06/24/2024	\$227.66	101185	06/10/2024	\$485.72	101233	06/10/2024	\$91.16
101110	06/03/2024	\$75.97	101186	06/05/2024	\$580.00	101234	06/24/2024	\$75.97
101111	06/12/2024	\$336.65	101187	06/06/2024	\$580.00	101235	06/24/2024	\$75.97
101112	06/03/2024	\$173.76	101188	06/06/2024	\$580.00	101236	06/11/2024	\$207.85
101113	06/03/2024	\$157.70	101189	06/06/2024	\$580.00	101237	06/11/2024	\$97.69
101114	06/03/2024	\$157.70	101190	06/10/2024	\$698.66	101238	06/07/2024	\$580.00
101118*	06/06/2024	\$503.75	101191	06/14/2024	\$246.68	101239	06/07/2024	\$580.00
101120*	06/05/2024	\$83.21	101192	06/07/2024	\$1,613.34	101240	06/07/2024	\$2,347.35

Business Analysis Images(continued)
Checks Cleared (continued)

Check Nbr	Date	Amount	Check Nbr	Date	Amount	Check Nbr	Date	Amount
101241	06/10/2024	\$1,708.16	101293	06/10/2024	\$71.96	101349	06/17/2024	\$125.83
101242	06/10/2024	\$170.82	101294	06/11/2024	\$1,185.11	101350	06/14/2024	\$232.19
101243	06/10/2024	\$2,149.86	101295	06/28/2024	\$99.50	101352*	06/14/2024	\$1,614.69
101244	06/10/2024	\$214.99	101296	06/20/2024	\$556.28	101353	06/20/2024	\$179.84
101245	06/10/2024	\$325.49	101297	06/07/2024	\$472.14	101354	06/20/2024	\$159.76
101246	06/10/2024	\$631.12	101298	06/07/2024	\$699.34	101355	06/13/2024	\$993.85
101247	06/06/2024	\$83.82	101299	06/11/2024	\$1,329.35	101356	06/20/2024	\$9,417.72
101248	06/06/2024	\$95.31	101300	06/11/2024	\$999.29	101357	06/20/2024	\$267.98
101249	06/06/2024	\$344.56	101301	06/13/2024	\$21.11	101358	06/14/2024	\$1,300.56
101250	06/11/2024	\$401.46	101302	06/14/2024	\$14.22	101359	06/14/2024	\$852.42
101251	06/10/2024	\$226.47	101303	06/11/2024	\$492.99	101360	06/20/2024	\$16.80
101252	06/10/2024	\$407.00	101304	06/11/2024	\$492.99	101361	06/20/2024	\$9.04
101253	06/12/2024	\$12.91	101305	06/11/2024	\$217.36	101362	06/13/2024	\$108.91
101254	06/12/2024	\$91.16	101306	06/11/2024	\$154.50	101363	06/13/2024	\$435.66
101255	06/11/2024	\$303.51	101307	06/14/2024	\$1,315.72	101364	06/13/2024	\$43.57
101256	06/11/2024	\$16.07	101308	06/18/2024	\$243.74	101365	06/18/2024	\$66.59
101257	06/10/2024	\$234.40	101309	06/20/2024	\$1,798.22	101366	06/18/2024	\$131.54
101258	06/10/2024	\$12,344.93	101310	06/14/2024	\$4,022.25	101367	06/14/2024	\$126.00
101259	06/11/2024	\$164.33	101311	06/21/2024	\$1,276.30	101368	06/14/2024	\$73.02
101260	06/11/2024	\$164.33	101312	06/17/2024	\$113.74	101369	06/17/2024	\$202.30
101261	06/13/2024	\$338.35	101313	06/17/2024	\$91.16	101370	06/17/2024	\$166.70
101262	06/06/2024	\$1,076.11	101314	06/12/2024	\$580.00	101371	06/28/2024	\$94.02
101263	06/07/2024	\$69.16	101315	06/13/2024	\$2,015.00	101372	06/28/2024	\$94.02
101264	06/10/2024	\$213.05	101316	06/17/2024	\$2,167.20	101373	06/17/2024	\$917.92
101265	06/07/2024	\$486.05	101317	06/20/2024	\$1,434.24	101374	06/17/2024	\$91.79
101266	06/27/2024	\$139.39	101318	06/14/2024	\$197.57	101376*	06/20/2024	\$649.23
101267	06/07/2024	\$205.91	101319	06/14/2024	\$683.40	101378*	06/21/2024	\$466.83
101268	06/06/2024	\$556.40	101320	06/20/2024	\$580.00	101379	06/24/2024	\$1,600.50
101269	06/06/2024	\$198.01	101322*	06/14/2024	\$195.16	101380	06/27/2024	\$1,110.04
101270	06/07/2024	\$177.09	101323	06/13/2024	\$65.66	101381	06/20/2024	\$1,056.00
101271	06/07/2024	\$580.00	101324	06/28/2024	\$94.02	101382	06/20/2024	\$775.50
101272	06/07/2024	\$630.12	101325	06/14/2024	\$2,464.00	101383	06/21/2024	\$3,445.18
101273	06/18/2024	\$33.61	101326	06/12/2024	\$80.20	101384	06/24/2024	\$1,497.00
101274	06/24/2024	\$227.66	101327	06/14/2024	\$682.40	101385	06/27/2024	\$82.33
101276*	06/17/2024	\$396.36	101329*	06/14/2024	\$75.00	101386	06/27/2024	\$107.48
101277	06/07/2024	\$142.25	101330	06/14/2024	\$230.00	101387	06/21/2024	\$308.59
101278	06/13/2024	\$208.29	101331	06/13/2024	\$5,148.00	101388	06/24/2024	\$151.43
101279	06/07/2024	\$761.97	101332	06/14/2024	\$544.00	101389	06/26/2024	\$1,890.40
101280	06/11/2024	\$109.86	101333	06/14/2024	\$606.57	101391*	06/28/2024	\$497.14
101281	06/21/2024	\$35.82	101334	06/17/2024	\$661.74	101392	06/24/2024	\$75.00
101282	06/20/2024	\$485.96	101335	06/14/2024	\$603.52	101393	06/21/2024	\$2,239.86
101283	06/07/2024	\$99.15	101336	06/17/2024	\$1,669.07	101394	06/21/2024	\$900.00
101284	06/06/2024	\$181.58	101338*	06/20/2024	\$1,529.90	101396*	06/26/2024	\$1,551.46
101285	06/10/2024	\$200.16	101339	06/20/2024	\$2,429.24	101398*	06/21/2024	\$248.98
101286	06/12/2024	\$2,464.00	101340	06/21/2024	\$2,149.86	101399	06/24/2024	\$242.47
101287	06/07/2024	\$18.18	101341	06/17/2024	\$159.24	101400	06/24/2024	\$945.00
101288	06/12/2024	\$91.16	101342	06/18/2024	\$132.01	101401	06/28/2024	\$580.00
101289	06/12/2024	\$33.61	101343	06/18/2024	\$46.19	101402	06/24/2024	\$485.72
101290	06/07/2024	\$1,114.46	101346*	06/13/2024	\$244.34	101403	06/24/2024	\$580.00
101291	06/10/2024	\$495.37	101347	06/28/2024	\$210.55	101404	06/21/2024	\$580.00
101292	06/10/2024	\$222.02	101348	06/13/2024	\$86.49	101405	06/21/2024	\$580.00

Business Analysis Images(continued)
Checks Cleared (continued)




Check Nbr	Date	Amount	Check Nbr	Date	Amount	Check Nbr	Date	Amount
101406	06/24/2024	\$580.00	101445	06/24/2024	\$267.62	101497	06/28/2024	\$204.90
101407	06/21/2024	\$580.00	101446	06/25/2024	\$400.28	101498	06/28/2024	\$10,478.35
101408	06/25/2024	\$367.72	101447	06/26/2024	\$67.95	101499	06/28/2024	\$150.90
101409	06/21/2024	\$1,613.34	101448	06/24/2024	\$215.68	101504*	06/28/2024	\$1,666.68
101410	06/24/2024	\$187.02	101449	06/21/2024	\$1,876.63	101506*	06/27/2024	\$114.55
101411	06/24/2024	\$269.03	101451*	06/21/2024	\$452.28	101507	06/27/2024	\$124.90
101412	06/24/2024	\$429.21	101452	06/24/2024	\$455.32	101509*	06/28/2024	\$125.54
101413	06/25/2024	\$4,872.52	101453	06/24/2024	\$3,960.00	101510	06/28/2024	\$119.78
101414	06/24/2024	\$925.09	101456*	06/27/2024	\$2,022.22	101511	06/27/2024	\$116.60
101415	06/21/2024	\$473.94	101457	06/21/2024	\$1,155.00	101512	06/27/2024	\$93.50
101416	06/26/2024	\$2,605.30	101458	06/21/2024	\$363.00	101513	06/28/2024	\$123.51
101419*	06/26/2024	\$2,474.26	101461*	06/21/2024	\$665.28	101514	06/28/2024	\$123.51
101420	06/24/2024	\$323.58	101462	06/21/2024	\$121.15	101515	06/28/2024	\$150.90
101421	06/26/2024	\$459.43	101464*	06/28/2024	\$73.57	101516	06/28/2024	\$94.29
101422	06/25/2024	\$633.13	101465	06/28/2024	\$73.57	101517	06/27/2024	\$15.87
101423	06/28/2024	\$157.14	101466	06/28/2024	\$94.02	101518	06/27/2024	\$167.83
101424	06/25/2024	\$89.44	101467	06/28/2024	\$92.48	101519	06/27/2024	\$120.54
101425	06/24/2024	\$179.42	101468	06/27/2024	\$1,747.67	101520	06/27/2024	\$168.26
101426	06/27/2024	\$139.39	101473*	06/24/2024	\$603.17	101521	06/28/2024	\$132.94
101428*	06/21/2024	\$580.00	101475*	06/27/2024	\$110.92	101522	06/28/2024	\$124.90
101429	06/28/2024	\$270.47	101476	06/27/2024	\$112.65	101524*	06/28/2024	\$245.46
101431*	06/21/2024	\$230.00	101477	06/27/2024	\$1,315.72	101526*	06/28/2024	\$2,015.00
101432	06/24/2024	\$75.97	101483*	06/27/2024	\$650.00	101528*	06/28/2024	\$4,842.30
101433	06/24/2024	\$2,131.98	101484	06/27/2024	\$580.00	101532*	06/28/2024	\$757.89
101437*	06/25/2024	\$452.55	101486*	06/27/2024	\$650.00	101534*	06/28/2024	\$185.71
101438	06/25/2024	\$28.45	101487	06/26/2024	\$137.18	101536*	06/28/2024	\$9.79
101439	06/24/2024	\$1,036.78	101488	06/28/2024	\$12.91	101543*	06/27/2024	\$1,237.96
101440	06/25/2024	\$361.32	101489	06/28/2024	\$1,649.72	101553*	06/28/2024	\$107.14
101441	06/24/2024	\$86.49	101491*	06/28/2024	\$307.34	101554	06/28/2024	\$116.60
101442	06/26/2024	\$139.49	101495*	06/25/2024	\$557.44	101555	06/28/2024	\$94.49
101444*	06/26/2024	\$12.91	101496	06/26/2024	\$2,149.86	101556	06/28/2024	\$1,285.55

* Indicates skipped check number

ADDRESS SERVICE REQUESTED

TRINDEL INSURANCE FUND
 LIABILITY ACCOUNT
 PO BOX 2069
 WEAVERVILLE CA 96093-2069

Service With Solutions

-  Speak with a Banker: 1-800-922-8742
-  Automated Phone Banking: 1-844-822-2447
-  Online Banking: TriCountiesBank.com



Together we can make a difference in the lives of California community college students.

As part of our 50th Anniversary, Tri Counties Bank has partnered with the Foundation for California Community Colleges to raise money for their Student Ambassador Program. This program enables students to become leaders on their campuses, connect their peers with resources that can overcome barriers, and ultimately help them achieve their educational goals.

To learn more and to donate, visit TriCountiesBank.com/50



Member FDIC

Overall Balance Summary

Account Type	Account Number	Ending Balance
Business Analysis Images		\$476,154.00

Business Analysis Images

Account Summary

Date	Description	Amount
06/01/2024	Beginning Balance	\$454,713.92
	2 Credit(s) This Period	\$277,939.81
	43 Debit(s) This Period	\$256,499.73
06/30/2024	Ending Balance	\$476,154.00

Electronic Credits

Date	Description	Amount
06/03/2024	OLB XFER FR DDA 000369126834 TRANSFER FROM CHECKING 68	\$170,804.38
06/03/2024	OLB XFER FR DDA 000369126834 TRANSFER FROM CHECKING 68	\$107,135.43



Business Analysis Images (continued)
Checks Cleared




Check Nbr	Date	Amount	Check Nbr	Date	Amount	Check Nbr	Date	Amount
13189	06/07/2024	\$30,727.49	13252	06/14/2024	\$785.50	13269	06/18/2024	\$3,530.01
13232*	06/03/2024	\$6,369.00	13253	06/20/2024	\$44,745.43	13270	06/18/2024	\$653.13
13239*	06/17/2024	\$125.00	13254	06/11/2024	\$1,795.84	13271	06/18/2024	\$14,159.10
13240	06/03/2024	\$4,579.10	13255	06/24/2024	\$666.34	13272	06/20/2024	\$4,904.55
13241	06/04/2024	\$27,104.79	13257*	06/17/2024	\$5,374.27	13274*	06/20/2024	\$5,300.00
13242	06/04/2024	\$1,195.90	13258	06/10/2024	\$13,032.69	13275	06/21/2024	\$474.40
13243	06/12/2024	\$5,490.50	13259	06/18/2024	\$2,112.00	13277*	06/24/2024	\$337.78
13244	06/14/2024	\$2,692.07	13260	06/18/2024	\$507.50	13278	06/21/2024	\$3,379.16
13245	06/14/2024	\$5,829.90	13261	06/18/2024	\$3,116.00	13279	06/25/2024	\$9,962.50
13246	06/10/2024	\$5,243.49	13262	06/18/2024	\$279.50	13280	06/25/2024	\$10,597.50
13247	06/12/2024	\$5,412.72	13263	06/18/2024	\$836.50	13281	06/25/2024	\$65.00
13248	06/12/2024	\$1,209.50	13264	06/18/2024	\$297.50	13282	06/25/2024	\$3,157.00
13249	06/12/2024	\$2,431.90	13265	06/18/2024	\$297.50	13283	06/24/2024	\$4,287.50
13250	06/12/2024	\$2,996.17	13267*	06/18/2024	\$19,875.00			
13251	06/18/2024	\$540.00	13268	06/18/2024	\$23.00			

* Indicates skipped check number

ADDRESS SERVICE REQUESTED

TRINDEL INSURANCE FUND
PO BOX 2069
WEAVERVILLE CA 96093-2069

Service With Solutions

-  Speak with a Banker: 1-800-922-8742
-  Automated Phone Banking: 1-844-822-2447
-  Online Banking: TriCountiesBank.com



Together we can make a difference in the lives of California community college students.

As part of our 50th Anniversary, Tri Counties Bank has partnered with the Foundation for California Community Colleges to raise money for their Student Ambassador Program. This program enables students to become leaders on their campuses, connect their peers with resources that can overcome barriers, and ultimately help them achieve their educational goals.

To learn more and to donate, visit TriCountiesBank.com/50



Member FDIC

Overall Balance Summary

Account Type	Account Number	Ending Balance
Exclusive Comm MMI Images		\$425,530.12

Exclusive Comm MMI Images

Account Summary

Date	Description	Amount
06/01/2024	Beginning Balance	\$424,162.46
	1 Credit(s) This Period	\$1,367.66
	0 Debit(s) This Period	\$0.00
06/30/2024	Ending Balance	\$425,530.12

Interest Summary

Description	Amount
Interest Earned From 06/01/2024 Through 06/30/2024	
Annual Percentage Yield Earned	3.99%
Days in Statement Cycle	30
Interest and/or Reward Paid	\$1,367.66
Interest Paid this Statement Cycle	\$1,367.66
Interest Paid Year-to-Date	\$48,079.26

Other Credits

Date	Description	Amount
06/28/2024	INT PMT SYS-GEN	\$1,367.66





Customer Service
 PO Box 11813
 Harrisburg, PA 17108-1813

ACCOUNT STATEMENT

For the Month Ending
June 30, 2024

Trindel Insurance Fund

Client Management Team

Kyle Tanaka

Assistant Program Administrator
 633 W 5th St., 25th Floor
 Los Angeles, CA 90071
 213-500-8694
 tanakak@pfmam.com

Jeremy King

Key Account Manager
 213 Market Street
 Harrisburg, PA 17101-2141
 1-800-729-7665
 kingj@pfmam.com

Rachael Miller

Client Consultant
 213 Market Street
 Harrisburg, PA 17101-2141
 1-800-729-7665
 millerr@pfmam.com

Contents

- Cover/Disclosures
- Summary Statement
- Individual Accounts

Accounts included in Statement

6157-001 Trindel Insurance Fund

Important Messages

CAMP will be closed on 07/04/2024 for Independence Day.

TRINDEL INSURANCE FUND
 JACK CONTOS
 P.O. BOX 2069
 WEAVERVILLE, CA 96093

Online Access www.camponline.com

Customer Service 1-800-729-7665



Important Disclosures

Important Disclosures

This statement is for general information purposes only and is not intended to provide specific advice or recommendations. PFM Asset Management LLC ("PFMAM") is an investment adviser registered with the U.S. Securities and Exchange Commission and a subsidiary of U.S. Bancorp Asset Management, Inc. ("USBAM"). USBAM is a subsidiary of U.S. Bank National Association ("U.S. Bank"). U.S. Bank is a separate entity and subsidiary of U.S. Bancorp. U.S. Bank is not responsible for and does not guarantee the products, services or performance of PFMAM. PFMAM maintains a written disclosure statement of our background and business experience. If you would like to receive a copy of our current disclosure statement, please contact Service Operations at the address below.

Proxy Voting PFMAM does not normally receive proxies to vote on behalf of its clients. However, it does on occasion receive consent requests. In the event a consent request is received the portfolio manager contacts the client and then proceeds according to their instructions. PFMAM's Proxy Voting Policy is available upon request by contacting Service Operations at the address below.

Questions About an Account PFMAM's monthly statement is intended to detail our investment advisory activity as well as the activity of any accounts held by clients in pools that are managed by PFMAM. The custodian bank maintains the control of assets and executes (i.e., settles) all investment transactions. The custodian statement is the official record of security and cash holdings and transactions. PFMAM recognizes that clients may use these reports to facilitate record keeping and that the custodian bank statement and the PFMAM statement should be reconciled and differences resolved. Many custodians use a settlement date basis which may result in the need to reconcile due to a timing difference.

Account Control PFMAM does not have the authority to withdraw funds from or deposit funds to the custodian outside the scope of services provided by PFMAM. Our clients retain responsibility for their internal accounting policies; implementing and enforcing internal controls and generating ledger entries or otherwise recording transactions.

Market Value Generally, PFMAM's market prices are derived from closing bid prices as of the last business day of the month as supplied by Refinitiv or Bloomberg. For certain short-term investments or where prices are not available from generally recognized sources the securities are priced using a yield-based matrix system to arrive at an estimated market value. Prices that fall between data points are interpolated. Non-negotiable FDIC-insured bank certificates of deposit are priced at par. Although PFMAM believes the prices to be reliable, the values of the securities may not represent the prices at which the securities could have been bought or sold. Explanation of the valuation methods for a registered investment company or local government investment program is contained in the appropriate fund offering documentation or information statement.

Amortized Cost The original cost of the principal of the security is adjusted for the amount of the periodic reduction of any discount or premium from the purchase date until the date of the report. Discount or premium with respect to short term securities (those with less than one year to maturity at time of issuance) is amortized on a straightline basis. Such discount or premium with respect to longer term securities is amortized using the constant yield basis.

Tax Reporting Cost data and realized gains / losses are provided for informational purposes only. Please review for accuracy and consult your tax advisor to determine the tax consequences of your security transactions. PFMAM does not report such information to the IRS or other taxing authorities and is not responsible for the accuracy of such information that may be required to be reported to federal, state or other taxing authorities.

Financial Situation In order to better serve you, PFMAM should be promptly notified of any material change in your investment objective or financial situation.

Callable Securities Securities subject to redemption prior to maturity may be redeemed in whole or in part before maturity, which could affect the yield represented.

Portfolio The securities in this portfolio, including shares of mutual funds, are not guaranteed or otherwise protected by PFMAM, the FDIC (except for certain non-negotiable certificates of deposit) or any government agency. Investment in securities involves risks, including the possible loss of the amount invested. Actual settlement values, accrued interest, and amortized cost amounts may vary for securities subject to an adjustable interest rate or subject to principal paydowns. Any changes to the values shown may be reflected within the next monthly statement's beginning values.

Rating Information provided for ratings is based upon a good faith inquiry of selected sources, but its accuracy and completeness cannot be guaranteed.

Shares of some local government investment programs and TERM funds are marketed through representatives of PFMAM's affiliate, PFM Fund Distributors, Inc. which is registered with the SEC as a broker/dealer and is a member of the Financial Industry Regulatory Authority ("FINRA") and the Municipal Securities Rulemaking Board ("MSRB"). You may reach the FINRA by calling the FINRA Hotline at 1-800-289-9999 or at the FINRA website address <https://www.finra.org/investors/investor-contacts>. A brochure describing the FINRA Regulation Public Disclosure Program is also available from FINRA upon request.

Key Terms and Definitions

Dividends on local government investment program funds consist of interest earned, plus any discount ratably amortized to the date of maturity, plus all realized gains and losses on the sale of securities prior to maturity, less ratably amortization of any premium and all accrued expenses to the fund. Dividends are accrued daily and may be paid either monthly or quarterly. The monthly earnings on this statement represent the estimated dividend accrued for the month for any program that distributes earnings on a quarterly basis. There is no guarantee that the estimated amount will be paid on the actual distribution date.

Current Yield is the net change, exclusive of capital changes and income other than investment income, in the value of a hypothetical fund account with a balance of one share over the seven-day base period including the statement date, expressed as a percentage of the value of one share (normally \$1.00 per share) at the beginning of the seven-day period. This resulting net change in account value is then annualized by multiplying it by

365 and dividing the result by 7. The yields quoted should not be considered a representation of the yield of the fund in the future, since the yield is not fixed. **Average maturity** represents the average maturity of all securities and investments of a portfolio, determined by multiplying the par or principal value of each security or investment by its maturity (days or years), summing the products, and dividing the sum by the total principal value of the portfolio. The stated maturity date of mortgage backed or callable securities are used in this statement. However the actual maturity of these securities could vary depending on the level or prepayments on the underlying mortgages or whether a callable security has or is still able to be called.

Monthly distribution yield represents the net change in the value of one share (normally \$1.00 per share) resulting from all dividends declared during the month by a fund expressed as a percentage of the value of one share at the beginning of the month. This resulting net change is then annualized by multiplying it by 365 and dividing it by the number of calendar days in the month.

YTM at Cost The yield to maturity at cost is the expected rate of return, based on the original cost, the annual interest receipts, maturity value and the time period from purchase date to maturity, stated as a percentage, on an annualized basis.

YTM at Market The yield to maturity at market is the rate of return, based on the current market value, the annual interest receipts, maturity value and the time period remaining until maturity, stated as a percentage, on an annualized basis.

Managed Account A portfolio of investments managed discretely by PFMAM according to the client's specific investment policy and requirements. The investments are directly owned by the client and held by the client's custodian.

Unsettled Trade A trade which has been executed however the final consummation of the security transaction and payment has not yet taken place.

Please review the detail pages of this statement carefully. If you think your statement is wrong, missing account information, or if you need more information about a transaction, please contact PFMAM within 60 days of receipt. If you have other concerns or questions regarding your account, or to request an updated copy of PFMAM's current disclosure statement, please contact a member of your client management team at PFMAM Service Operations at the address below.

PFM Asset Management LLC
Attn: Service Operations
213 Market Street
Harrisburg, PA 17101

NOT FDIC INSURED NO BANK GUARANTEE MAY LOSE VALUE



Account Statement - Transaction Summary

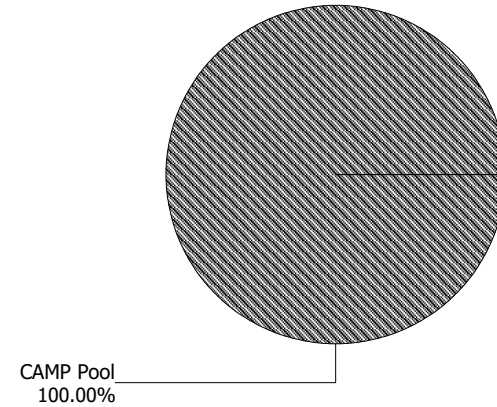
For the Month Ending **June 30, 2024**

Trindel Insurance Fund - Trindel Insurance Fund - 6157-001

CAMP Pool	
Opening Market Value	40,499,713.91
Purchases	180,269.77
Redemptions	0.00
Unsettled Trades	0.00
Change in Value	0.00
Closing Market Value	\$40,679,983.68
Cash Dividends and Income	180,269.77

Asset Summary	June 30, 2024	May 31, 2024
CAMP Pool	40,679,983.68	40,499,713.91
Total	\$40,679,983.68	\$40,499,713.91

Asset Allocation	
CAMP Pool	100.00%





Account Statement

For the Month Ending **June 30, 2024**

Trindel Insurance Fund - Trindel Insurance Fund - 6157-001

Trade Date	Settlement Date	Transaction Description	Share or Unit Price	Dollar Amount of Transaction	Total Shares Owned
CAMP Pool					
Opening Balance					40,499,713.91
06/28/24	07/01/24	Accrual Income Div Reinvestment - Distributions	1.00	180,269.77	40,679,983.68
Closing Balance					40,679,983.68

	Month of June	Fiscal YTD July-June		
Opening Balance	40,499,713.91	32,273,445.28	Closing Balance	40,679,983.68
Purchases	180,269.77	24,806,538.40	Average Monthly Balance	40,517,740.89
Redemptions (Excl. Checks)	0.00	(16,400,000.00)	Monthly Distribution Yield	5.43%
Check Disbursements	0.00	0.00		
Closing Balance	40,679,983.68	40,679,983.68		
Cash Dividends and Income	180,269.77	1,506,538.40		

MONTHLY ACCOUNT STATEMENT

Trindel Insurance Fund | Account #10210 | As of June 30, 2024

CHANDLER ASSET MANAGEMENT | chandlerasset.com

Chandler Team:

For questions about your account, please call (800) 317-4747,
or contact clientservice@chandlerasset.com

Custodian:

US Bank

PORTFOLIO SUMMARY

Trindel Insurance Fund | Account #10210 | As of June 30, 2024

Portfolio Characteristics

Average Modified Duration	3.61
Average Coupon	3.34%
Average Purchase YTM	3.59%
Average Market YTM	4.83%
Average Quality	AA
Average Final Maturity	4.26
Average Life	4.16

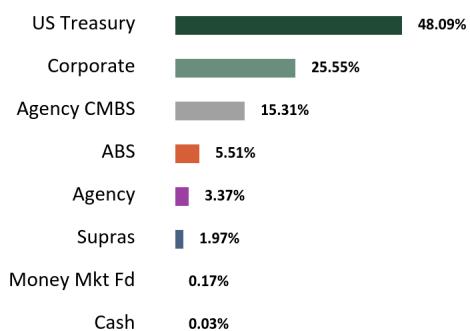
Account Summary

	Beg. Values as of 06/01/2024	End Values as of 06/30/2024
Market Value	53,653,654.76	54,040,358.77
Accrued Interest	335,267.33	395,118.95
Total Market Value	53,988,922.09	54,435,477.71
Income Earned	160,892.54	148,435.48
Cont/WD	0.00	0.00
Par	55,761,137.98	55,904,034.52
Book Value	55,033,430.01	55,129,788.62
Cost Value	55,029,902.72	55,093,574.61

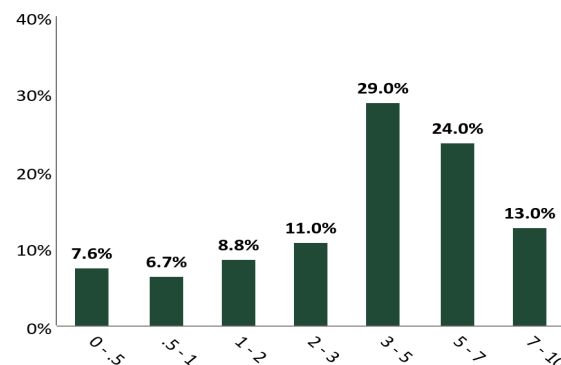
Top Issuers

United States	48.09%
FHLMC	16.96%
JPMorgan Chase & Co.	1.76%
Bank of America Corporation	1.66%
National Rural Utilities Cooperative	1.44%
Prologis, Inc.	1.42%
Morgan Stanley	1.41%
Walmart Inc.	1.37%

Sector Allocation



Maturity Distribution



Credit Quality



AAA 74.4% AA 11.5% A 14.1%

*See Footnote

Performance Review

Total Rate of Return	1M	3M	YTD	1YR	2YRS	3YRS	5YRS	10YRS	Since Inception (04/01/14)
Trindel Insurance Fund	0.83%	0.70%	0.77%	4.11%	2.58%	0.67%	1.28%	1.37%	1.37%
Benchmark Return*	0.84%	0.65%	1.06%	4.35%	2.21%	0.34%	1.02%	1.12%	1.12%

*Periods over 1 year are annualized.

Benchmark: ICE BofA 1-10 Year Unsubordinated US Treasury & Agency Index Secondary Benchmark:
The credit quality is a weighted average calculation of the highest of S&P, Moody's' and Fitch

Execution Time: 07/19/2024 04:36:43 PM

Chandler Asset Management | info@chandlerasset.com | www.chandlerasset.com | 800.317.4747

CONFIDENTIAL | 2

STATEMENT OF COMPLIANCE



Trindel Insurance Fund | Account #10210 | As of June 30, 2024

Rules Name	Limit	Actual	Compliance Status	Notes
AGENCY MORTGAGE SECURITIES (CMOS)				
Max % (MV)	100.0	15.2	Compliant	
Max % Issuer (MV; Agencies & Agency CMOs)	30.0	1.7	Compliant	
Max Maturity (Years)	10.0	8.9	Compliant	
ASSET-BACKED SECURITIES (ABS)				
Max % (MV)	20.0	5.5	Compliant	
Max % Issuer (MV)	5.0	1.3	Compliant	
Max Maturity (Years)	5	4	Compliant	
Min Rating (AA- by 1)	0.0	0.0	Compliant	
BANKERS' ACCEPTANCES				
Max % (MV)	40.0	0.0	Compliant	
Max % Issuer (MV)	5.0	0.0	Compliant	
Max Maturity (Days)	180	0.0	Compliant	
Min Rating (A-1 by 1 or A- by 1)	0.0	0.0	Compliant	
CERTIFICATE OF DEPOSIT PLACEMENT SERVICE (CDARS)				
Max % (MV)	30.0	0.0	Compliant	
Max % Issuer (MV)	5.0	0.0	Compliant	
COLLATERALIZED TIME DEPOSITS (NON-NEGOTIABLE CD/TD)				
Max % (MV)	20.0	0.0	Compliant	
Max % Issuer (MV)	5.0	0.0	Compliant	
Max Maturity (Years)	5.0	0.0	Compliant	
COMMERCIAL PAPER				
Max % (MV)	25.0	0.0	Compliant	
Max % Issuer (MV)	5.0	0.0	Compliant	
Max Maturity (Days)	270	0.0	Compliant	
Min Rating (A-1 by 1 or A- by 1)	0.0	0.0	Compliant	
CORPORATE MEDIUM TERM NOTES				
Max % (MV)	30.0	25.6	Compliant	
Max % Issuer (MV)	5.0	1.8	Compliant	
Max Maturity (Years)	5	4	Compliant	
Min Rating (A- by 1)	0.0	0.0	Compliant	
FDIC INSURED TIME DEPOSITS (NON-NEGOTIABLE CD/ TD)				

STATEMENT OF COMPLIANCE



Trindel Insurance Fund | Account #10210 | As of June 30, 2024

Rules Name	Limit	Actual	Compliance Status	Notes
Max % (MV)	20.0	0.0	Compliant	
Max % Issuer (MV)	5.0	0.0	Compliant	
Max Maturity (Years)	5	0.0	Compliant	
FEDERAL AGENCIES				
Max % (MV)	100.0	3.4	Compliant	
Max % Issuer (MV; Agencies & Agency CMOs)	30.0	1.7	Compliant	
Max Callables (MV)	20.0	0.0	Compliant	
Max Maturity (Years)	10	1	Compliant	
LOCAL AGENCY INVESTMENT FUND (LAIF)				
Max Concentration (MV)	75.0	0.0	Compliant	
MONEY MARKET MUTUAL FUNDS				
Max % (MV)	20.0	0.2	Compliant	
Max % Issuer (MV)	20.0	0.2	Compliant	
Min Rating (AAA by 2)	0.0	0.0	Compliant	
MORTGAGE-BACKED SECURITIES (NON-AGENCY)				
Max % (MV)	20.0	0.0	Compliant	
Max % Issuer (MV)	5.0	0.0	Compliant	
Max Maturity (Years)	5.0	0.0	Compliant	
Min Rating (AA- by 1)	0.0	0.0	Compliant	
MUNICIPAL SECURITIES (CA, LOCAL AGENCY)				
Max % (MV)	30.0	0.0	Compliant	
Max % Issuer (MV)	5.0	0.0	Compliant	
Max Maturity (Years)	5	0.0	Compliant	
Min Rating (A- by 1)	0.0	0.0	Compliant	
MUNICIPAL SECURITIES (CA, OTHER STATES)				
Max % (MV)	30.0	0.0	Compliant	
Max % Issuer (MV)	5.0	0.0	Compliant	
Max Maturity (Years)	5	0.0	Compliant	
Min Rating (A- by 1)	0.0	0.0	Compliant	
MUTUAL FUNDS				
Max % (MV)	20.0	0.0	Compliant	
Max % Issuer (MV)	10.0	0.0	Compliant	
Min Rating (AAA by 2)	0.0	0.0	Compliant	
NEGOTIABLE CERTIFICATES OF DEPOSIT (NCD)				

STATEMENT OF COMPLIANCE



Trindel Insurance Fund | Account #10210 | As of June 30, 2024

Rules Name	Limit	Actual	Compliance Status	Notes
Max % (MV)	30.0	0.0	Compliant	
Max % Issuer (MV)	5.0	0.0	Compliant	
Max Maturity (Years)	5	0.0	Compliant	
Min Rating (A-1 by 1 or A- by 1 if > FDIC Limit)	0.0	0.0	Compliant	
REPURCHASE AGREEMENTS				
Max Maturity (Years)	1.0	0.0	Compliant	
SUPRANATIONAL OBLIGATIONS				
Max % (MV)	30.0	2.0	Compliant	
Max % Issuer (MV)	10.0	1.2	Compliant	
Max Maturity (Years)	5	0.0	Compliant	
Min Rating (AA- by 1)	0.0	0.0	Compliant	
U.S. TREASURIES				
Max % (MV)	100.0	48.1	Compliant	
Max Maturity (Years)	10	9	Compliant	

RECONCILIATION SUMMARY



Trindel Insurance Fund | Account #10210 | As of June 30, 2024

Maturities / Calls

Month to Date	(1,150,000.00)
Fiscal Year to Date	(13,955,000.00)

Principal Paydowns

Month to Date	(98,617.19)
Fiscal Year to Date	(1,420,652.48)

Purchases

Month to Date	3,508,078.19
Fiscal Year to Date	26,528,230.51

Sales

Month to Date	(2,180,085.61)
Fiscal Year to Date	(9,725,983.81)

Interest Received

Month to Date	80,265.28
Fiscal Year to Date	1,485,994.15

Purchased / Sold Interest

Month to Date	(785.72)
Fiscal Year to Date	(58,149.89)

Accrual Activity Summary

	Month to Date	Fiscal Year to Date (07/01/2023)
Beginning Book Value	55,033,430.01	53,630,096.90
Maturities/Calls	(1,150,000.00)	(13,955,000.00)
Principal Paydowns	(98,617.19)	(1,420,652.48)
Purchases	3,508,078.19	26,528,230.51
Sales	(2,180,085.61)	(9,725,983.81)
Change in Cash, Payables, Receivables	12,989.67	13,267.37
Amortization/Accretion	9,104.30	64,940.90
Realized Gain (Loss)	(5,110.75)	(5,110.76)
Ending Book Value	55,129,788.62	55,129,788.62

Fair Market Activity Summary

	Month to Date	Fiscal Year to Date (07/01/2023)
Beginning Market Value	53,653,654.76	52,021,112.86
Maturities/Calls	(1,150,000.00)	(13,955,000.00)
Principal Paydowns	(98,617.19)	(1,420,652.48)
Purchases	3,508,078.19	26,528,230.51
Sales	(2,180,085.61)	(9,725,983.81)
Change in Cash, Payables, Receivables	12,989.67	13,267.37
Amortization/Accretion	9,104.30	64,940.90
Change in Net Unrealized Gain (Loss)	290,345.39	519,554.19
Realized Gain (Loss)	(5,110.75)	(5,110.76)
Ending Market Value	54,040,358.77	54,040,358.77

HOLDINGS REPORT



Trindel Insurance Fund | Account #10210 | As of June 30, 2024

Cusip	Security Description	Par Value/ Units	Purchase Date Purchase Yield	Cost Value Book Value	Mkt Price Mkt YTM	Market Value Accrued Int.	% of Port. Gain/Loss	Moody's/ S&P/ Fitch	Maturity Duration
ABS									
47788UAC6	JDOT 2021 A3 0.36 09/15/2025	12,102.67	03/02/2021 0.37%	12,100.34 12,102.16	99.37 4.93%	12,026.53 1.94	0.02% (75.62)	Aaa/NA AAA	1.21 0.14
43815GAC3	HAROT 2021-4 A3 0.88 01/21/2026	55,940.55	11/16/2021 0.89%	55,928.76 55,936.63	97.97 4.64%	54,802.34 13.67	0.10% (1,134.30)	Aaa/NA AAA	1.56 0.55
47789QAC4	JDOT 2021-B A3 0.52 03/16/2026	51,459.59	07/13/2021 0.52%	51,455.00 51,458.13	98.07 4.81%	50,468.62 11.89	0.09% (989.52)	Aaa/NA AAA	1.71 0.45
44935FAD6	HART 2021-C A3 0.74 05/15/2026	37,801.03	11/09/2021 0.75%	37,792.59 37,798.06	98.36 4.11%	37,181.14 12.43	0.07% (616.92)	NA/AAA AAA	1.87 0.49
43815BAC4	HAROT 2022-1 A3 1.88 05/15/2026	142,414.38	02/15/2022 1.89%	142,392.96 142,405.73	98.11 4.63%	139,718.67 119.00	0.26% (2,687.06)	Aaa/AAA NA	1.87 0.70
43815PAC3	HAROT 2022-2 A3 3.73 07/20/2026	62,425.63	08/15/2022 3.87%	62,421.91 62,423.96	98.78 5.26%	61,665.17 84.08	0.11% (758.79)	NA/AAA AAA	2.05 0.83
47787JAC2	JDOT 2022 A3 0.36 09/15/2026	97,172.37	03/10/2022 2.34%	97,150.87 97,162.56	98.03 5.46%	95,260.86 100.20	0.18% (1,901.70)	Aaa/NA AAA	2.21 0.64
362554AC1	GMCAR 2021-4 A3 0.68 09/16/2026	46,963.04	10/13/2021 0.68%	46,961.84 46,962.70	97.67 4.17%	45,869.96 13.31	0.08% (1,092.75)	Aaa/AAA NA	2.21 0.69
380146AC4	GMCAR 2022-1 A3 1.26 11/16/2026	48,223.36	01/11/2022 1.24%	48,219.17 48,221.94	97.78 4.27%	47,155.06 25.32	0.09% (1,066.88)	NA/AAA AAA	2.38 0.76
47800AAC4	JDOT 2022-B A3 3.74 02/16/2027	79,214.09	07/12/2022 3.77%	79,206.53 79,210.40	98.59 5.33%	78,097.17 131.67	0.14% (1,113.23)	Aaa/NA AAA	2.63 0.88
36265WAD5	GMCAR 2022-3 A3 3.64 04/16/2027	57,354.82	07/06/2022 3.93%	57,354.43 57,354.63	98.64 4.95%	56,573.73 86.99	0.10% (780.90)	Aaa/NA AAA	2.79 1.03
02582JIT8	AMXCA 2022-2 A 05/17/2027	385,000.00	05/17/2022 3.42%	384,914.84 384,964.66	98.21 5.54%	378,108.50 580.07	0.70% (6,856.16)	NA/AAA AAA	0.87 0.92
58770AAC7	MBART 2023-1 A3 4.51 11/15/2027	145,000.00	01/18/2023 4.56%	144,982.60 144,987.86	98.98 5.18%	143,526.84 290.64	0.27% (1,461.01)	NA/AAA AAA	3.38 1.54
02582JKD1	AMXCA 2023-3 A 5.23 09/15/2028	300,000.00	04/10/2024 5.31%	299,871.09 299,877.24	100.33 5.14%	300,992.61 697.33	0.56% 1,115.37	NA/AAA AAA	4.21 2.03
05522RDH8	BACCT 2023-2 A 4.98 11/16/2026	450,000.00	04/09/2024 5.06%	449,648.44 449,678.45	99.93 5.08%	449,670.06 996.00	0.83% (8.39)	Aaa/NA AAA	2.38 2.18
437930AC4	HONDO-242-A3 5.27 11/20/2028	185,000.00	05/14/2024 5.27%	184,977.52 184,978.08	100.27 5.21%	185,499.33 352.07	0.34% 521.25	NA/AAA AAA	4.39 2.06
36268GAD7	GMCAR 2024-1 A3 4.85 12/18/2028	450,000.00	04/09/2024 5.15%	447,310.55 447,437.80	99.39 5.13%	447,268.05 909.38	0.83% (169.75)	Aaa/NA AAA	4.47 2.77

HOLDINGS REPORT



Trindel Insurance Fund | Account #10210 | As of June 30, 2024

Cusip	Security Description	Par Value/ Units	Purchase Date Purchase Yield	Cost Value Book Value	Mkt Price Mkt YTM	Market Value Accrued Int.	% of Port. Gain/Loss	Moody's/ S&P/ Fitch	Maturity Duration
92348KBG7	VZMT 2023-1 A 4.49 01/22/2029	400,000.00	04/10/2024 5.51%	393,578.12 393,861.82	98.76 5.39%	395,040.00 548.78	0.73% 1,178.18	Aaa/NA AAA	4.56 2.04
Total ABS		3,006,071.52	4.27%	2,996,267.56 2,996,822.80	99.10 5.15%	2,978,924.64 4,974.76	5.51% (17,898.17)	Aaa/AAA AAA	3.09 1.70

AGENCY									
3133ENKS8	FEDERAL FARM CREDIT BANKS FUNDING CORP 1.125 01/06/2025	320,000.00	01/06/2022 1.20%	319,280.00 319,875.27	97.88 5.35%	313,200.32 1,750.00	0.58% (6,674.95)	Aaa/AA+ AA+	0.52 0.50
3135G0X24	FEDERAL NATIONAL MORTGAGE ASSOCIATION 1.625 01/07/2025	625,000.00	01/16/2020 1.69%	623,050.00 624,796.09	98.13 5.31%	613,339.06 4,908.85	1.13% (11,457.04)	Aaa/AA+ AA+	0.52 0.50
3137EAEP0	FEDERAL HOME LOAN MORTGAGE CORP 1.5 02/12/2025	625,000.00	06/04/2020 0.56%	652,443.75 628,620.72	97.70 5.34%	610,619.61 3,619.79	1.13% (18,001.11)	Aaa/AA+ AA+	0.62 0.60
3137EAEX3	FEDERAL HOME LOAN MORTGAGE CORP 0.375 09/23/2025	300,000.00	09/24/2020 0.43%	299,238.00 299,812.43	94.51 5.03%	283,535.70 306.25	0.52% (16,276.72)	Aaa/AA+ AA+	1.23 1.20
Total Agency		1,870,000.00	1.03%	1,894,011.75 1,873,104.51	97.38 5.28%	1,820,694.69 10,584.90	3.37% (52,409.82)	Aaa/AA+ AA+	0.67 0.64

AGENCY CMBS									
3137FLYV0	FHMS K-092 A2 3.298 04/25/2029	1,000,000.00	02/14/2023 4.29%	946,562.50 958,517.20	93.91 4.73%	939,081.40 2,748.33	1.74% (19,435.80)	Aaa/AA+ AAA	4.82 4.28
3137FMCR1	FHMS K-093 A2 2.982 05/25/2029	750,000.00	03/27/2023 4.05%	707,226.56 716,054.35	92.45 4.77%	693,386.48 1,863.75	1.28% (22,667.88)	Aaa/AA+ AAA	4.90 4.29
3137FNAE0	FHMS K-095 A2 2.785 06/25/2029	810,000.00	-- 4.59%	731,959.37 748,375.56	91.45 4.76%	740,733.66 1,879.88	1.37% (7,641.90)	Aaa/AA+ AAA	4.99 4.44
3137FNB82	FHMS K-096 A2 2.519 07/25/2029	1,000,000.00	02/28/2023 4.57%	888,710.94 912,104.75	90.13 4.76%	901,291.60 2,099.17	1.67% (10,813.15)	Aaa/AA+ AAA	5.07 4.55
3137HA4B9	FHMS K-751 A2 4.412 03/25/2030	1,000,000.00	05/03/2023 4.13%	1,013,736.00 1,011,425.17	98.08 4.80%	980,772.40 3,676.67	1.81% (30,652.77)	Aaa/AA+ AA+	5.73 4.67
3137FJY60	FHMS K-1508 A2 3.9 12/25/2030	1,000,000.00	02/14/2023 4.31%	973,593.75 978,236.20	95.05 4.81%	950,493.70 3,250.00	1.76% (27,742.50)	Aaa/AA+ AA+	6.49 5.42
3137H8U90	FHMS K-148 A2 3.5 07/25/2032	1,000,000.00	02/10/2023 4.22%	944,921.88 952,997.00	91.29 4.82%	912,904.50 2,916.67	1.69% (40,092.50)	Aaa/AA+ AA+	8.07 6.77

HOLDINGS REPORT



Trindel Insurance Fund | Account #10210 | As of June 30, 2024

Cusip	Security Description	Par Value/ Units	Purchase Date Purchase Yield	Cost Value Book Value	Mkt Price Mkt YTM	Market Value Accrued Int.	% of Port. Gain/Loss	Moody's/ S&P/ Fitch	Maturity Duration
3137H9JG5	FHMS K-151 A2 3.8 10/25/2032	1,000,000.00	02/21/2023 4.44%	950,898.44 957,800.94	93.12 4.82%	931,191.90 3,166.67	1.72% (26,609.04)	Aaa/AA+ AA+	8.32 6.91
3137H9M89	FHMS K-152 A2 3.78 11/25/2032	800,000.00	05/18/2023 4.35%	765,187.50 769,274.18	92.97 4.82%	743,799.04 2,520.00	1.38% (25,475.14)	Aaa/AA+ AAA	8.41 6.92
3137HAAG1	FHMS K-157 A2 4.2 05/25/2033	500,000.00	07/19/2023 4.35%	492,695.31 493,397.33	95.63 4.82%	478,130.50 1,750.00	0.88% (15,266.83)	Aaa/AA+ AAA	8.90 7.14
Total Agency CMBS		8,860,000.00	4.33%	8,415,492.25 8,498,182.68	93.42 4.79%	8,271,785.18 25,871.13	15.31% (226,397.50)	Aaa/AA+ AAA	6.48 5.47
CASH									
CCYUSD	Receivable	13,907.60	-- 0.00%	13,907.60 13,907.60	1.00 0.00%	13,907.60 0.00	0.03% 0.00	Aaa/AAA AAA	0.00 0.00
Total Cash		13,907.60	0.00%	13,907.60 13,907.60	1.00 0.00%	13,907.60 0.00	0.03% 0.00	Aaa/AAA AAA	0.00 0.00
CORPORATE									
79466LAG9	SALESFORCE INC 0.625 07/15/2024	85,000.00	06/29/2021 0.64%	84,956.65 84,999.45	99.81 5.23%	84,836.69 244.97	0.16% (162.76)	A1/A+ NA	0.04 0.04
91159HHX1	US BANCORP 2.4 07/30/2024	200,000.00	03/25/2021 0.67%	211,234.00 200,000.00	99.72 5.69%	199,444.71 2,013.33	0.37% (555.29)	A3/A A	0.08 0.08
69371RR40	PACCAR FINANCIAL CORP 0.5 08/09/2024	210,000.00	08/03/2021 0.52%	209,886.60 209,995.97	99.49 5.27%	208,918.95 414.17	0.39% (1,077.01)	A1/A+ NA	0.11 0.11
69371RR57	PACCAR FINANCIAL CORP 0.9 11/08/2024	350,000.00	11/02/2021 0.90%	349,979.00 349,997.51	98.42 5.44%	344,452.71 463.75	0.64% (5,544.80)	A1/A+ NA	0.36 0.35
06406RBC0	BANK OF NEW YORK MELLON CORP 3.35 04/25/2025	385,000.00	04/19/2022 3.35%	384,946.10 384,985.33	98.31 5.48%	378,506.47 2,364.54	0.70% (6,478.86)	A1/A AA-	0.82 0.79
63743HFE7	NATIONAL RURAL UTILITIES COOPERATIVE FINANCE CORP 3.45 06/15/2025	130,000.00	04/27/2022 3.46%	129,964.90 129,989.24	98.06 5.56%	127,472.04 199.33	0.24% (2,517.19)	A2/A- A	0.96 0.92
931142EW9	WALMART INC 3.9 09/09/2025	55,000.00	09/06/2022 3.92%	54,961.50 54,984.72	98.56 5.15%	54,210.56 667.33	0.10% (774.15)	Aa2/AA AA	1.19 1.13
437076CR1	HOME DEPOT INC 4.0 09/15/2025	70,000.00	09/12/2022 4.01%	69,974.80 69,991.08	98.54 5.25%	68,980.40 824.44	0.13% (1,010.69)	A2/A A	1.21 1.15
023135CN4	AMAZON.COM INC 4.6 12/01/2025	535,000.00	11/29/2022 4.60%	534,967.90 534,985.69	99.37 5.06%	531,621.74 2,050.83	0.98% (3,363.95)	A1/AA AA-	1.42 1.35

HOLDINGS REPORT



Trindel Insurance Fund | Account #10210 | As of June 30, 2024

Cusip	Security Description	Par Value/ Units	Purchase Date Purchase Yield	Cost Value Book Value	Mkt Price Mkt YTM	Market Value Accrued Int.	% of Port. Gain/Loss	Moody's/ S&P/ Fitch	Maturity Duration
857477BR3	STATE STREET CORP 1.746 02/06/2026	145,000.00	02/02/2022 1.75%	145,000.00 145,000.00	97.57 5.84%	141,481.37 1,019.71	0.26% (3,518.63)	A1/A AA-	1.61 0.58
61747YET8	MORGAN STANLEY 4.679 07/17/2026	115,000.00	07/18/2022 4.68%	115,000.00 115,000.00	99.02 6.32%	113,872.95 2,451.28	0.21% (1,127.05)	A1/A- A+	2.05 0.99
931142ERO	WALMART INC 1.05 09/17/2026	110,000.00	09/08/2021 1.09%	109,792.10 109,908.01	92.18 4.81%	101,402.08 333.67	0.19% (8,505.93)	Aa2/AA AA	2.22 2.14
06051GLE7	BANK OF AMERICA CORP 5.08 01/20/2027	550,000.00	01/26/2023 4.98%	551,446.50 550,755.16	99.40 5.93%	546,699.01 12,495.39	1.01% (4,056.15)	A1/A- AA-	2.56 1.44
91324PEG3	UNITEDHEALTH GROUP INC 3.7 05/15/2027	600,000.00	10/05/2022 4.71%	575,028.00 584,431.50	96.77 4.92%	580,632.84 2,836.67	1.07% (3,798.66)	A2/A+ A	2.87 2.67
931142EX7	WALMART INC 3.95 09/09/2027	200,000.00	09/27/2022 4.70%	193,412.00 195,750.27	97.70 4.73%	195,406.96 2,457.78	0.36% (343.30)	Aa2/AA AA	3.19 2.92
57636QAW4	MASTERCARD INC 4.875 03/09/2028	330,000.00	03/06/2023 4.90%	329,679.90 329,764.00	100.53 4.71%	331,763.23 5,005.00	0.61% 1,999.23	Aa3/A+ NA	3.69 3.23
931142FB4	WALMART INC 3.9 04/15/2028	400,000.00	06/13/2023 4.39%	391,564.00 393,388.77	97.43 4.65%	389,725.57 3,293.33	0.72% (3,663.20)	Aa2/AA AA	3.79 3.45
341081GN1	FLORIDA POWER & LIGHT CO 4.4 05/15/2028	650,000.00	06/15/2023 4.68%	642,089.50 643,754.64	98.22 4.91%	638,408.20 3,654.44	1.18% (5,346.44)	Aa2/A+ AA-	3.88 3.50
74340XCG4	PROLOGIS LP 4.875 06/15/2028	285,000.00	06/26/2023 5.00%	283,467.45 283,779.20	99.51 5.01%	283,605.40 617.50	0.52% (173.80)	A3/A NA	3.96 3.55
74456QBX3	PUBLIC SERVICE ELECTRIC AND GAS CO 3.65 09/01/2028	650,000.00	11/21/2023 5.16%	608,991.50 614,105.78	95.35 4.90%	619,776.12 7,908.33	1.15% 5,670.34	A1/A WR	4.17 3.76
89236TLB9	TOYOTA MOTOR CREDIT CORP 5.25 09/11/2028	250,000.00	11/28/2023 5.08%	251,750.00 251,539.16	101.14 4.94%	252,861.11 4,010.42	0.47% 1,321.95	A1/A+ A+	4.20 3.68
74340XBX8	PROLOGIS LP 4.0 09/15/2028	500,000.00	11/28/2023 5.29%	472,955.00 476,205.97	96.24 5.00%	481,187.45 5,888.89	0.89% 4,981.47	A3/A NA	4.21 3.77
63743HFJ6	NATIONAL RURAL UTILITIES COOPERATIVE FINANCE CORP 5.05 09/15/2028	650,000.00	12/07/2023 4.81%	656,571.50 655,790.92	100.22 4.99%	651,421.34 9,665.14	1.21% (4,369.58)	A2/A- A	4.21 3.63
26442CAX2	DUKE ENERGY CAROLINAS LLC 3.95 11/15/2028	625,000.00	11/21/2023 5.19%	591,387.50 595,406.18	96.15 4.94%	600,962.39 3,154.51	1.11% 5,556.21	Aa3/A NA	4.38 3.94
756109BS2	REALTY INCOME CORP 4.7 12/15/2028	500,000.00	01/19/2024 4.84%	496,980.00 497,250.25	98.17 5.16%	490,867.77 1,044.44	0.91% (6,382.48)	A3/A- NA	4.46 3.96
24422EXH7	JOHN DEERE CAPITAL CORP 4.5 01/16/2029	500,000.00	01/10/2024 4.53%	499,325.00 499,386.70	98.30 4.92%	491,508.56 10,812.50	0.91% (7,878.14)	A1/A A+	4.55 3.97

HOLDINGS REPORT



Trindel Insurance Fund | Account #10210 | As of June 30, 2024

Cusip	Security Description	Par Value/ Units	Purchase Date Purchase Yield	Cost Value Book Value	Mkt Price Mkt YTM	Market Value Accrued Int.	% of Port. Gain/Loss	Moody's/ S&P/ Fitch	Maturity Duration
46647PAM8	JPMORGAN CHASE & CO 3.509 01/23/2029	500,000.00	01/19/2024 5.14%	470,800.00 473,997.81	94.57 5.48%	472,831.36 7,700.31	0.87% (1,166.45)	A1/A- AA-	4.57 3.24
61747YFA8	MORGAN STANLEY 5.123 02/01/2029	650,000.00	-- 5.25%	647,032.50 647,260.15	99.60 5.61%	647,430.28 13,874.79	1.20% 170.13	A1/A- A+	4.59 3.17
532457CK2	ELI LILLY AND CO 4.5 02/09/2029	405,000.00	02/07/2024 4.51%	404,732.70 404,753.62	99.16 4.70%	401,584.00 7,188.75	0.74% (3,169.62)	A1/A+ NA	4.61 4.04
17275RBR2	CISCO SYSTEMS INC 4.85 02/26/2029	290,000.00	02/21/2024 4.86%	289,898.50 289,905.50	99.98 4.85%	289,948.84 4,883.68	0.54% 43.34	A1/AA- NA	4.66 4.06
14913UAJ9	CATERPILLAR FINANCIAL SERVICES CORP 4.85 02/27/2029	500,000.00	03/18/2024 4.84%	500,245.00 500,231.02	100.02 4.84%	500,118.25 8,352.78	0.93% (112.77)	A2/A A+	4.66 4.06
09290DAA9	BLACKROCK FUNDING INC 4.7 03/14/2029	700,000.00	03/14/2024 4.65%	701,414.00 701,331.24	99.57 4.80%	696,968.77 9,778.61	1.29% (4,362.47)	Aa3/AA- NA	4.70 4.12
46647PAR7	JPMORGAN CHASE & CO 4.005 04/23/2029	500,000.00	06/20/2024 5.18%	479,690.00 479,834.86	95.62 5.57%	478,080.50 3,782.50	0.88% (1,754.37)	A1/A- AA-	4.81 3.45
06051GLG2	BANK OF AMERICA CORP 5.202 04/25/2029	350,000.00	06/03/2024 5.31%	348,642.00 348,667.80	99.84 5.58%	349,445.45 3,337.95	0.65% 777.65	A1/A- AA-	4.82 3.39
74460DAD1	PUBLIC STORAGE OPERATING CO 3.385 05/01/2029	500,000.00	06/03/2024 4.96%	466,110.00 466,620.62	93.37 4.94%	466,854.44 2,820.83	0.86% 233.82	A2/A NA	4.84 4.35
437076DC3	HOME DEPOT INC 4.75 06/25/2029	600,000.00	06/18/2024 4.82%	598,230.00 598,235.82	99.42 4.88%	596,506.11 475.00	1.10% (1,729.71)	A2/A A	4.99 4.39
Total Corporate		14,075,000.00	4.52%	13,852,106.10 13,871,983.92	98.15 5.11%	13,809,794.61 148,086.90	25.55% (62,189.31)	A1/A A+	3.68 3.11

MONEY MARKET FUND

31846V203	FIRST AMER:GVT OBLG Y	94,055.40	-- 4.92%	94,055.40 94,055.40	1.00 4.92%	94,055.40 0.00	0.17% 0.00	Aaa/ AAAm AAA	0.00 0.00
Total Money Market Fund		94,055.40	4.92%	94,055.40 94,055.40	1.00 4.92%	94,055.40 0.00	0.17% 0.00	Aaa/ AAAm AAA	0.00 0.00

SUPRANATIONAL

4581X0DZ8	INTER-AMERICAN DEVELOPMENT BANK 0.5 09/23/2024	675,000.00	09/15/2021 0.52%	674,500.50 674,961.72	98.88 5.40%	667,450.83 918.75	1.24% (7,510.88)	Aaa/AAA NA	0.23 0.23
-----------	--	------------	---------------------	--------------------------	----------------	----------------------	---------------------	---------------	--------------

HOLDINGS REPORT



Trindel Insurance Fund | Account #10210 | As of June 30, 2024

Cusip	Security Description	Par Value/ Units	Purchase Date Purchase Yield	Cost Value Book Value	Mkt Price Mkt YTM	Market Value Accrued Int.	% of Port. Gain/Loss	Moody's/ S&P/ Fitch	Maturity Duration
45950KCR9	INTERNATIONAL FINANCE CORP 1.375 10/16/2024	400,000.00	07/12/2021 0.55%	410,760.00 400,967.50	98.83 5.41%	395,304.04 1,145.83	0.73% (5,663.46)	Aaa/AAA NA	0.30 0.29
Total				1,085,260.50	98.86	1,062,754.87	1.97%	Aaa/AAA	0.26
Supranational		1,075,000.00	0.53%	1,075,929.21	5.41%	2,064.58	(13,174.34)	NA	0.25

US TREASURY									
912828YE4	UNITED STATES TREASURY 1.25 08/31/2024	1,000,000.00	02/18/2021 0.29%	1,033,593.75 1,001,589.77	99.30 5.41%	993,017.58 4,177.99	1.84% (8,572.19)	Aaa/AA+ AA+	0.17 0.17
912828YV6	UNITED STATES TREASURY 1.5 11/30/2024	1,125,000.00	-- 1.21%	1,134,321.29 1,126,371.90	98.43 5.33%	1,107,355.96 1,429.30	2.05% (19,015.94)	Aaa/AA+ AA+	0.42 0.41
912828ZT0	UNITED STATES TREASURY 0.25 05/31/2025	1,250,000.00	-- 0.63%	1,230,419.92 1,245,645.58	95.62 5.19%	1,195,275.88 264.69	2.21% (50,369.70)	Aaa/AA+ AA+	0.92 0.89
9128284Z0	UNITED STATES TREASURY 2.75 08/31/2025	1,100,000.00	-- 0.72%	1,192,507.81 1,125,697.31	97.41 5.06%	1,071,511.72 10,110.73	1.98% (54,185.59)	Aaa/AA+ AA+	1.17 1.12
912828M56	UNITED STATES TREASURY 2.25 11/15/2025	1,200,000.00	-- 2.42%	1,195,375.00 1,197,419.61	96.43 4.97%	1,157,109.37 3,448.37	2.14% (40,310.24)	Aaa/AA+ AA+	1.38 1.33
912828R36	UNITED STATES TREASURY 1.625 05/15/2026	1,200,000.00	-- 2.10%	1,184,232.42 1,190,245.89	94.41 4.77%	1,132,968.74 2,490.49	2.10% (57,277.14)	Aaa/AA+ AA+	1.87 1.81
912828YG9	UNITED STATES TREASURY 1.625 09/30/2026	1,000,000.00	12/28/2021 1.24%	1,017,656.25 1,008,350.10	93.59 4.66%	935,898.44 4,084.70	1.73% (72,451.66)	Aaa/AA+ AA+	2.25 2.16
912828U24	UNITED STATES TREASURY 2.0 11/15/2026	1,000,000.00	-- 2.54%	976,250.00 987,819.50	94.10 4.65%	941,015.62 2,554.35	1.74% (46,803.88)	Aaa/AA+ AA+	2.38 2.27
91282CEF4	UNITED STATES TREASURY 2.5 03/31/2027	1,025,000.00	-- 2.89%	1,007,138.67 1,014,818.89	94.79 4.54%	971,547.85 6,441.26	1.80% (43,271.04)	Aaa/AA+ AA+	2.75 2.60
912828X88	UNITED STATES TREASURY 2.375 05/15/2027	1,000,000.00	06/09/2022 3.08%	967,617.19 981,146.01	94.18 4.56%	941,796.88 3,033.29	1.74% (39,349.13)	Aaa/AA+ AA+	2.87 2.72
91282CFM8	UNITED STATES TREASURY 4.125 09/30/2027	1,000,000.00	-- 4.07%	1,002,329.10 1,001,568.04	98.87 4.50%	988,671.88 10,368.85	1.83% (12,896.16)	Aaa/AA+ AA+	3.25 2.98
91282CFU0	UNITED STATES TREASURY 4.125 10/31/2027	500,000.00	11/21/2022 3.99%	502,910.16 501,963.23	98.88 4.49%	494,394.53 3,474.86	0.91% (7,568.70)	Aaa/AA+ AA+	3.34 3.06
91282CFJ5	UNITED STATES TREASURY 3.125 08/31/2029	1,000,000.00	-- 3.54%	976,132.81 980,864.65	94.31 4.37%	943,125.00 10,444.97	1.75% (37,739.65)	Aaa/AA+ AA+	5.17 4.65
91282CFT3	UNITED STATES TREASURY 4.0 10/31/2029	1,000,000.00	02/21/2023 4.08%	995,039.06 996,044.24	98.31 4.36%	983,085.94 6,739.13	1.82% (12,958.30)	Aaa/AA+ AA+	5.34 4.72
91282CGJ4	UNITED STATES TREASURY 3.5 01/31/2030	1,000,000.00	02/10/2023 3.85%	978,984.38 983,147.85	95.77 4.36%	957,656.25 14,615.38	1.77% (25,491.60)	Aaa/AA+ AA+	5.59 4.93

HOLDINGS REPORT



Trindel Insurance Fund | Account #10210 | As of June 30, 2024

Cusip	Security Description	Par Value/ Units	Purchase Date Purchase Yield	Cost Value Book Value	Mkt Price Mkt YTM	Market Value Accrued Int.	% of Port. Gain/Loss	Moody's/ S&P/ Fitch	Maturity Duration
91282CGQ8	UNITED STATES TREASURY 4.0 02/28/2030	1,000,000.00	-- 3.95%	1,002,910.15 1,002,381.39	98.19 4.36%	981,914.06 13,369.57	1.82% (20,467.33)	Aaa/AA+ AA+	5.67 4.95
91282CGS4	UNITED STATES TREASURY 3.625 03/31/2030	1,000,000.00	04/14/2023 3.54%	1,005,429.69 1,004,486.98	96.28 4.36%	962,812.50 9,112.02	1.78% (41,674.48)	Aaa/AA+ AA+	5.75 5.07
91282CGZ8	UNITED STATES TREASURY 3.5 04/30/2030	800,000.00	05/05/2023 3.42%	803,906.25 803,262.62	95.61 4.36%	764,875.00 4,717.39	1.42% (38,387.62)	Aaa/AA+ AA+	5.83 5.17
91282CHF1	UNITED STATES TREASURY 3.75 05/31/2030	1,000,000.00	-- 3.81%	996,367.19 996,913.11	96.84 4.36%	968,398.44 3,176.23	1.79% (28,514.67)	Aaa/AA+ AA+	5.92 5.22
91282CHJ3	UNITED STATES TREASURY 3.75 06/30/2030	650,000.00	07/05/2023 4.07%	637,330.08 639,105.96	96.80 4.36%	629,179.69 66.24	1.16% (9,926.27)	Aaa/AA+ AA+	6.00 5.30
91282CHR5	UNITED STATES TREASURY 4.0 07/31/2030	2,000,000.00	-- 4.22%	1,973,867.19 1,977,127.87	98.09 4.36%	1,961,875.00 33,406.59	3.63% (15,252.87)	Aaa/AA+ AA+	6.08 5.25
91282CKN0	UNITED STATES TREASURY 4.625 04/30/2031	950,000.00	-- 4.47%	958,833.99 958,678.30	101.61 4.35%	965,289.06 7,402.51	1.79% 6,610.77	Aaa/AA+ AA+	6.83 5.78
91282CFV8	UNITED STATES TREASURY 4.125 11/15/2032	1,000,000.00	-- 4.44%	977,753.91 979,154.94	98.32 4.37%	983,164.06 5,268.34	1.82% 4,009.12	Aaa/AA+ AA+	8.38 6.97
91282CGM7	UNITED STATES TREASURY 3.5 02/15/2033	1,430,000.00	-- 4.08%	1,366,396.49 1,372,384.36	93.73 4.38%	1,340,289.84 18,837.50	2.48% (32,094.53)	Aaa/AA+ AA+	8.63 7.22
91282CHT1	UNITED STATES TREASURY 3.875 08/15/2033	1,680,000.00	-- 4.28%	1,625,170.70 1,629,614.42	96.20 4.38%	1,616,212.50 24,501.92	2.99% (13,401.92)	Aaa/AA+ AA+	9.13 7.46
Total US Treasury		26,910,000.00	3.08%	26,742,473.45 26,705,802.51	96.62 4.60%	25,988,441.78 203,536.68	48.09% (717,360.73)	Aaa/AA+ AA+	4.42 3.87
Total Portfolio		55,904,034.52	3.59%	55,093,574.61 55,129,788.62	96.54 4.83%	54,040,358.77 395,118.95	100.00% (1,089,429.85)	Aa2/AA- AA	4.26 3.61
Total Market Value + Accrued						54,435,477.71			

TRANSACTION LEDGER



Trindel Insurance Fund | Account #10210 | As of June 30, 2024

Transaction Type	Settlement Date	CUSIP	Quantity	Security Description	Price	Acq/Disp Yield	Amount	Interest Pur/Sold	Total Amount	Gain/Loss
ACQUISITIONS										
Purchase	06/03/2024	31846V203	12,305.00	FIRST AMER:GVT OBLG Y	1.000	4.93%	(12,305.00)	0.00	(12,305.00)	0.00
Purchase	06/04/2024	31846V203	12,174.79	FIRST AMER:GVT OBLG Y	1.000	4.92%	(12,174.79)	0.00	(12,174.79)	0.00
Purchase	06/04/2024	74460DAD1	500,000.00	PUBLIC STORAGE OPERATING CO 3.385 05/01/2029	93.222	4.96%	(466,110.00)	(1,551.46)	(467,661.46)	0.00
Purchase	06/04/2024	06051GLG2	350,000.00	BANK OF AMERICA CORP 5.202 04/25/2029	99.612	5.29%	(348,642.00)	(1,972.43)	(350,614.43)	0.00
Purchase	06/14/2024	31846V203	608,625.00	FIRST AMER:GVT OBLG Y	1.000	4.91%	(608,625.00)	0.00	(608,625.00)	0.00
Purchase	06/17/2024	31846V203	20,696.65	FIRST AMER:GVT OBLG Y	1.000	4.91%	(20,696.65)	0.00	(20,696.65)	0.00
Purchase	06/17/2024	31846V203	61,874.04	FIRST AMER:GVT OBLG Y	1.000	4.91%	(61,874.04)	0.00	(61,874.04)	0.00
Purchase	06/18/2024	31846V203	7,066.72	FIRST AMER:GVT OBLG Y	1.000	4.92%	(7,066.72)	0.00	(7,066.72)	0.00
Purchase	06/18/2024	31846V203	550,000.00	FIRST AMER:GVT OBLG Y	1.000	4.92%	(550,000.00)	0.00	(550,000.00)	0.00
Purchase	06/20/2024	31846V203	1,590.86	FIRST AMER:GVT OBLG Y	1.000	4.92%	(1,590.86)	0.00	(1,590.86)	0.00
Purchase	06/20/2024	31846V203	33,050.71	FIRST AMER:GVT OBLG Y	1.000	4.92%	(33,050.71)	0.00	(33,050.71)	0.00
Purchase	06/21/2024	31846V203	6,884.42	FIRST AMER:GVT OBLG Y	1.000	4.92%	(6,884.42)	0.00	(6,884.42)	0.00
Purchase	06/21/2024	46647PAR7	500,000.00	JPMORGAN CHASE & CO 4.005 04/23/2029	95.938	4.96%	(479,690.00)	(3,226.25)	(482,916.25)	0.00
Purchase	06/21/2024	61747YFA8	300,000.00	MORGAN STANLEY 5.123 02/01/2029	99.796	5.18%	(299,388.00)	(5,976.83)	(305,364.83)	0.00
Purchase	06/25/2024	437076DC3	600,000.00	HOME DEPOT INC 4.75 06/25/2029	99.705	4.82%	(598,230.00)	0.00	(598,230.00)	0.00
Purchase	06/25/2024	31846V203	1,750.00	FIRST AMER:GVT OBLG Y	1.000	4.92%	(1,750.00)	0.00	(1,750.00)	0.00
Total Purchase			3,566,018.19				(3,508,078.19)	(12,726.97)	(3,520,805.16)	0.00
TOTAL ACQUISITIONS			3,566,018.19				(3,508,078.19)	(12,726.97)	(3,520,805.16)	0.00
DISPOSITIONS										
Maturity	06/14/2024	3130A1XJ2	(600,000.00)	FEDERAL HOME LOAN BANKS 2.875 06/14/2024	100.000	2.88%	600,000.00	0.00	600,000.00	0.00
Maturity	06/18/2024	89236TJH9	(550,000.00)	TOYOTA MOTOR CREDIT CORP 0.5 06/18/2024	100.000	0.50%	550,000.00	0.00	550,000.00	0.00
Total Maturity			(1,150,000.00)				1,150,000.00	0.00	1,150,000.00	0.00

TRANSACTION LEDGER



Trindel Insurance Fund | Account #10210 | As of June 30, 2024

Transaction Type	Settlement Date	CUSIP	Quantity	Security Description	Price	Acq/Disp Yield	Amount	Interest Pur/Sold	Total Amount	Gain/Loss
Sale	06/04/2024	89115A2Y7	(325,000.00)	TORONTO-DOMINION BANK 4.994 04/05/2029	98.862	4.99%	321,301.50	(2,660.00)	323,961.50	(3,698.50)
Sale	06/04/2024	78016HZV5	(500,000.00)	ROYAL BANK OF CANADA 4.95 02/01/2029	99.258	5.06%	496,290.00	(9,281.25)	505,571.25	(1,412.23)
Sale	06/21/2024	31846V203	(788,281.08)	FIRST AMER:GVT OBLG Y	1.000	4.92%	788,281.08	0.00	788,281.08	0.00
Sale	06/25/2024	31846V203	(574,213.03)	FIRST AMER:GVT OBLG Y	1.000	4.92%	574,213.03	0.00	574,213.03	0.00
Total Sale			(2,187,494.11)				2,180,085.61	(11,941.25)	2,192,026.86	(5,110.73)
TOTAL DISPOSITIONS			(3,337,494.11)				3,330,085.61	(11,941.25)	3,342,026.86	(5,110.73)
OTHER										
Coupon	06/01/2024	3137FYJ60	0.00	FHMS K-1508 A2 3.9 12/25/2030		4.29%	3,250.00	0.00	3,250.00	0.00
Coupon	06/01/2024	3137FLYV0	0.00	FHMS K-092 A2 3.298 04/25/2029		4.25%	2,748.33	0.00	2,748.33	0.00
Coupon	06/01/2024	3137FMCR1	0.00	FHMS K-093 A2 2.982 05/25/2029		4.03%	1,863.75	0.00	1,863.75	0.00
Coupon	06/01/2024	3137FNAE0	0.00	FHMS K-095 A2 2.785 06/25/2029		4.53%	1,879.88	0.00	1,879.88	0.00
Coupon	06/01/2024	3137FNB82	0.00	FHMS K-096 A2 2.519 07/25/2029		4.50%	2,099.17	0.00	2,099.17	0.00
Coupon	06/01/2024	3137H8U90	0.00	FHMS K-148 A2 3.5 07/25/2032		4.20%	2,916.67	0.00	2,916.67	0.00
Coupon	06/01/2024	3137H9JG5	0.00	FHMS K-151 A2 3.8 10/25/2032		4.42%	3,166.67	0.00	3,166.67	0.00
Coupon	06/01/2024	023135CN4	0.00	AMAZON.COM INC 4.6 12/01/2025		4.60%	12,305.00	0.00	12,305.00	0.00
Coupon	06/01/2024	3137H9M89	0.00	FHMS K-152 A2 3.78 11/25/2032		4.34%	2,520.00	0.00	2,520.00	0.00
Coupon	06/01/2024	3137HA4B9	0.00	FHMS K-751 A2 4.412 03/25/2030		4.15%	3,676.67	0.00	3,676.67	0.00
Coupon	06/01/2024	3137HAAG1	0.00	FHMS K-157 A2 4.2 05/25/2033		4.38%	1,750.00	0.00	1,750.00	0.00

TRANSACTION LEDGER



Trindel Insurance Fund | Account #10210 | As of June 30, 2024

Transaction Type	Settlement Date	CUSIP	Quantity	Security Description	Price	Acq/Disp Yield	Amount	Interest Pur/Sold	Total Amount	Gain/Loss
Coupon	06/14/2024	3130A1XJ2	0.00	FEDERAL HOME LOAN BANKS 2.875 06/14/2024		2.88%	8,625.00	0.00	8,625.00	0.00
Coupon	06/15/2024	89240BAC2	0.00	TAOT 2021-A A3 0.26 05/15/2025		0.00%	0.52	0.00	0.52	0.00
Coupon	06/15/2024	47788UAC6	0.00	JDOT 2021 A3 0.36 09/15/2025		0.38%	4.66	0.00	4.66	0.00
Coupon	06/15/2024	47789QAC4	0.00	JDOT 2021-B A3 0.52 03/16/2026		0.53%	25.35	0.00	25.35	0.00
Coupon	06/15/2024	44935FAD6	0.00	HART 2021-C A3 0.74 05/15/2026		0.76%	26.38	0.00	26.38	0.00
Coupon	06/15/2024	43815BAC4	0.00	HAROT 2022-1 A3 1.88 05/15/2026		1.90%	243.62	0.00	243.62	0.00
Coupon	06/15/2024	47787JAC2	0.00	JDOT 2022 A3 0.36 09/15/2026		2.35%	200.59	0.00	200.59	0.00
Coupon	06/15/2024	63743HFE7	0.00	NATIONAL RURAL UTILITIES COOPERATIVE FINANCE CORP 3.45 06/15/2025		3.46%	2,242.50	0.00	2,242.50	0.00
Coupon	06/15/2024	47800AAC4	0.00	JDOT 2022-B A3 3.74 02/16/2027		3.77%	260.88	0.00	260.88	0.00
Coupon	06/15/2024	58770AAC7	0.00	MBART 2023-1 A3 4.51 11/15/2027		4.56%	544.96	0.00	544.96	0.00
Coupon	06/15/2024	756109BS2	0.00	REALTY INCOME CORP 4.7 12/15/2028		4.84%	11,750.00	0.00	11,750.00	0.00
Coupon	06/15/2024	74340XCG4	0.00	PROLOGIS LP 4.875 06/15/2028		5.00%	6,946.88	0.00	6,946.88	0.00
Coupon	06/15/2024	02582JKD1	0.00	AMXCA 2023-3 A 5.23 09/15/2028		5.31%	1,307.50	0.00	1,307.50	0.00
Coupon	06/15/2024	05522RDH8	0.00	BACCT 2023-2 A 4.98 11/16/2026		5.06%	1,867.50	0.00	1,867.50	0.00
Coupon	06/15/2024	02582JIT8	0.00	AMXCA 2022-2 A 05/17/2027		3.42%	1,087.63	0.00	1,087.63	0.00
Coupon	06/16/2024	362554AC1	0.00	GMCAR 2021-4 A3 0.68 09/16/2026		0.68%	29.29	0.00	29.29	0.00

TRANSACTION LEDGER



Trindel Insurance Fund | Account #10210 | As of June 30, 2024

Transaction Type	Settlement Date	CUSIP	Quantity	Security Description	Price	Acq/Disp Yield	Amount	Interest Pur/Sold	Total Amount	Gain/Loss
Coupon	06/16/2024	380146AC4	0.00	GMCAR 2022-1 A3 1.26 11/16/2026		1.27%	55.43	0.00	55.43	0.00
Coupon	06/16/2024	36265WAD5	0.00	GMCAR 2022-3 A3 3.64 04/16/2027		3.67%	182.00	0.00	182.00	0.00
Coupon	06/16/2024	36268GAD7	0.00	GMCAR 2024-1 A3 4.85 12/18/2028		5.17%	1,818.75	0.00	1,818.75	0.00
Coupon	06/18/2024	89236TJH9	0.00	TOYOTA MOTOR CREDIT CORP 0.5 06/18/2024		0.50%	1,375.00	0.00	1,375.00	0.00
Coupon	06/18/2024	43815PAC3	0.00	HAROT 2022-2 A3 3.73 07/20/2026		3.76%	208.81	0.00	208.81	0.00
Coupon	06/18/2024	437930AC4	0.00	HONDO-242-A3 5.27 11/20/2028		5.27%	731.21	0.00	731.21	0.00
Coupon	06/20/2024	36266FAC3	0.00	GMALT 2022-2 A3 3.42 06/20/2025		0.00%	94.19	0.00	94.19	0.00
Coupon	06/20/2024	92348KBG7	0.00	VZMT 2023-1 A 4.49 01/22/2029		5.58%	1,496.67	0.00	1,496.67	0.00
Coupon	06/21/2024	43813GAC5	0.00	HAROT 2021-1 A3 0.27 04/21/2025		0.00%	0.06	0.00	0.06	0.00
Coupon	06/21/2024	43815GAC3	0.00	HAROT 2021-4 A3 0.88 01/21/2026		0.90%	45.83	0.00	45.83	0.00
Coupon	06/30/2024	91282CHJ3	0.00	UNITED STATES TREASURY 3.75 06/30/2030		4.07%	12,187.50	0.00	12,187.50	0.00
Total Coupon			0.00				91,534.85	0.00	91,534.85	0.00
Custody Fee	06/25/2024	CCYUSD	(104.17)	Cash		0.00%	(104.17)	0.00	(104.17)	0.00
Total Custody Fee			(104.17)				(104.17)	0.00	(104.17)	0.00
Dividend	06/30/2024	31846V203	0.00	FIRST AMER:GVT OBLG Y		4.93%	1,720.10	0.00	1,720.10	0.00
Total Dividend			0.00				1,720.10	0.00	1,720.10	0.00
Principal Paydown	06/15/2024	89240BAC2	2,410.29	TAOT 2021-A A3 0.26 05/15/2025		0.00%	2,410.29	--	2,410.29	(0.01)
Principal Paydown	06/15/2024	47788UAC6	3,443.03	JDOT 2021 A3 0.36 09/15/2025		0.38%	3,443.03	--	3,443.03	(0.00)
Principal Paydown	06/15/2024	47789QAC4	7,049.27	JDOT 2021-B A3 0.52 03/16/2026		0.53%	7,049.27	--	7,049.27	(0.00)

TRANSACTION LEDGER



Trindel Insurance Fund | Account #10210 | As of June 30, 2024

Transaction Type	Settlement Date	CUSIP	Quantity	Security Description	Price	Acq/Disp Yield	Amount	Interest Pur/Sold	Total Amount	Gain/Loss
Principal Paydown	06/15/2024	44935FAD6	4,978.02	HART 2021-C A3 0.74 05/15/2026		0.76%	4,978.02	--	4,978.02	(0.00)
Principal Paydown	06/15/2024	43815BAC4	13,087.89	HAROT 2022-1 A3 1.88 05/15/2026		1.90%	13,087.89	--	13,087.89	(0.00)
Principal Paydown	06/15/2024	47787JAC2	6,580.78	JDOT 2022 A3 0.36 09/15/2026		2.35%	6,580.78	--	6,580.78	0.00
Principal Paydown	06/15/2024	47800AAC4	4,489.23	JDOT 2022-B A3 3.74 02/16/2027		3.77%	4,489.23	--	4,489.23	(0.00)
Principal Paydown	06/16/2024	362554AC1	4,726.31	GMCAR 2021-4 A3 0.68 09/16/2026		0.68%	4,726.31	--	4,726.31	(0.00)
Principal Paydown	06/16/2024	380146AC4	4,566.25	GMCAR 2022-1 A3 1.26 11/16/2026		1.27%	4,566.25	--	4,566.25	0.00
Principal Paydown	06/16/2024	36265WAD5	2,645.18	GMCAR 2022-3 A3 3.64 04/16/2027		3.67%	2,645.18	--	2,645.18	(0.00)
Principal Paydown	06/18/2024	43815PAC3	4,751.70	HAROT 2022-2 A3 3.73 07/20/2026		3.76%	4,751.70	--	4,751.70	(0.00)
Principal Paydown	06/20/2024	36266FAC3	33,050.71	GMALT 2022-2 A3 3.42 06/20/2025		0.00%	33,050.71	--	33,050.71	(0.01)
Principal Paydown	06/21/2024	43813GAC5	281.79	HAROT 2021-1 A3 0.27 04/21/2025		0.00%	281.79	--	281.79	0.01
Principal Paydown	06/21/2024	43815GAC3	6,556.74	HAROT 2021-4 A3 0.88 01/21/2026		0.90%	6,556.74	--	6,556.74	0.00
Total Principal Paydown			98,617.19				98,617.19	--	98,617.19	(0.02)
TOTAL OTHER TRANSACTIONS			98,513.02				191,767.97	0.00	191,767.97	(0.02)

INCOME EARNED



Trindel Insurance Fund | Account #10210 | As of June 30, 2024

Cusip	Security Description	Trade Date Settle Date Units	Book Value: Begin Book Value: Acq Book Value: Disp Book Value: End	Prior Accrued Inc. Received Ending Accrued Total Interest	Accr. Of Discount Amort. Of Premium Net Accret/Amort Income Earned	Total Income
CASH & EQUIVALENTS						
31846V203	FIRST AMER:GVT OBLG Y	94,055.40	140,531.32 1,316,018.19 (1,362,494.11) 94,055.40	0.00 917.93 0.00 917.93	0.00 0.00 0.00 917.93	917.93
CCYUSD	Receivable	13,907.60	917.93 0.00 0.00 13,907.60	0.00 0.00 0.00 0.00	0.00 0.00 0.00 0.00	0.00
Total Cash & Equivalents			107,963.00	917.93	917.93	917.93
FIXED INCOME						
023135CN4	AMAZON.COM INC 4.6 12/01/2025	11/29/2022 12/01/2022 535,000.00	534,984.86 0.00 0.00 534,985.69	12,305.00 12,305.00 2,050.83 2,050.83	0.83 0.00 0.83 2,051.66	2,051.66
02582JIT8	AMXCA 2022-2 A 05/17/2027	05/17/2022 05/24/2022 385,000.00	384,961.32 0.00 0.00 384,964.66	580.07 1,087.63 580.07 1,087.63	3.33 0.00 3.33 1,090.96	1,090.96
02582JKD1	AMXCA 2023-3 A 5.23 09/15/2028	04/10/2024 04/15/2024 300,000.00	299,874.84 0.00 0.00 299,877.24	697.33 1,307.50 697.33 1,307.50	2.40 0.00 2.40 1,309.90	1,309.90
05522RDH8	BACCT 2023-2 A 4.98 11/16/2026	04/09/2024 04/11/2024 450,000.00	449,667.33 0.00 0.00 449,678.45	996.00 1,867.50 996.00 1,867.50	11.11 0.00 11.11 1,878.61	1,878.61
06051GLE7	BANK OF AMERICA CORP 5.08 01/20/2027	01/26/2023 01/30/2023 550,000.00	550,795.04 0.00 0.00 550,755.16	10,167.06 0.00 12,495.39 2,328.33	0.00 (39.89) (39.89) 2,288.45	2,288.45

INCOME EARNED



Trindel Insurance Fund | Account #10210 | As of June 30, 2024

Cusip	Security Description	Trade Date Settle Date Units	Book Value: Begin Book Value: Acq Book Value: Disp Book Value: End	Prior Accrued Inc. Received Ending Accrued Total Interest	Accr. Of Discount Amort. Of Premium Net Accret/Amort Income Earned	Total Income
06051GLG2	BANK OF AMERICA CORP 5.202 04/25/2029	06/03/2024 06/04/2024 350,000.00	0.00 348,642.00 0.00 348,667.80	0.00 (1,972.43) 3,337.95 1,365.52	25.80 0.00 25.80 1,391.32	1,391.32
06406RBC0	BANK OF NEW YORK MELLON CORP 3.35 04/25/2025	04/19/2022 04/26/2022 385,000.00	384,983.85 0.00 0.00 384,985.33	1,289.75 0.00 2,364.54 1,074.79	1.48 0.00 1.48 1,076.27	1,076.27
09290DAA9	BLACKROCK FUNDING INC 4.7 03/14/2029	03/14/2024 03/18/2024 700,000.00	701,354.89 0.00 0.00 701,331.24	7,036.94 0.00 9,778.61 2,741.67	0.00 (23.65) (23.65) 2,718.02	2,718.02
14913UAJ9	CATERPILLAR FINANCIAL SERVICES CORP 4.85 02/27/2029	03/18/2024 03/20/2024 500,000.00	500,235.09 0.00 0.00 500,231.02	6,331.94 0.00 8,352.78 2,020.83	0.00 (4.07) (4.07) 2,016.76	2,016.76
17275RBR2	CISCO SYSTEMS INC 4.85 02/26/2029	02/21/2024 02/26/2024 290,000.00	289,903.83 0.00 0.00 289,905.50	3,711.60 0.00 4,883.68 1,172.08	1.67 0.00 1.67 1,173.75	1,173.75
24422EXH7	JOHN DEERE CAPITAL CORP 4.5 01/16/2029	01/10/2024 01/16/2024 500,000.00	499,375.62 0.00 0.00 499,386.70	8,937.50 0.00 10,812.50 1,875.00	11.08 0.00 11.08 1,886.08	1,886.08
26442CAX2	DUKE ENERGY CAROLINAS LLC 3.95 11/15/2028	11/21/2023 11/27/2023 625,000.00	594,850.61 0.00 0.00 595,406.18	1,097.22 0.00 3,154.51 2,057.29	555.58 0.00 555.58 2,612.87	2,612.87
3130A1XJ2	FEDERAL HOME LOAN BANKS 2.875 06/14/2024	0.00	600,184.50 0.00 (600,000.00) 0.00	8,002.08 8,625.00 0.00 622.92	0.00 (184.50) (184.50) 438.42	438.42
3133ENKS8	FEDERAL FARM CREDIT BANKS FUNDING CORP 1.125 01/06/2025	01/06/2022 01/11/2022 320,000.00	319,855.47 0.00 0.00 319,875.27	1,450.00 0.00 1,750.00 300.00	19.80 0.00 19.80 319.80	319.80

INCOME EARNED



Trindel Insurance Fund | Account #10210 | As of June 30, 2024

Cusip	Security Description	Trade Date Settle Date Units	Book Value: Begin Book Value: Acq Book Value: Disp Book Value: End	Prior Accrued Inc. Received Ending Accrued Total Interest	Accr. Of Discount Amort. Of Premium Net Accret/Amort Income Earned	Total Income
3135G0X24	FEDERAL NATIONAL MORTGAGE ASSOCIATION 1.625 01/07/2025	01/16/2020 01/17/2020 625,000.00	624,763.90 0.00 0.00 624,796.09	4,062.50 0.00 4,908.85 846.35	32.20 0.00 32.20 878.55	878.55
3137EAEP0	FEDERAL HOME LOAN MORTGAGE CORP 1.5 02/12/2025	06/04/2020 06/05/2020 625,000.00	629,101.34 0.00 0.00 628,620.72	2,838.54 0.00 3,619.79 781.25	0.00 (480.63) (480.63) 300.62	300.62
3137EAEX3	FEDERAL HOME LOAN MORTGAGE CORP 0.375 09/23/2025	09/24/2020 09/25/2020 300,000.00	299,799.89 0.00 0.00 299,812.43	212.50 0.00 306.25 93.75	12.53 0.00 12.53 106.28	106.28
3137FJY60	FHMS K-1508 A2 3.9 12/25/2030	02/14/2023 02/17/2023 1,000,000.00	977,957.65 0.00 0.00 978,236.20	3,250.00 3,250.00 3,250.00 3,250.00	278.55 0.00 278.55 3,528.55	3,528.55
3137FLYV0	FHMS K-092 A2 3.298 04/25/2029	02/14/2023 02/17/2023 1,000,000.00	957,799.92 0.00 0.00 958,517.20	2,748.33 2,748.33 2,748.33 2,748.33	717.28 0.00 717.28 3,465.61	3,465.61
3137FMCR1	FHMS K-093 A2 2.982 05/25/2029	03/27/2023 03/30/2023 750,000.00	715,477.37 0.00 0.00 716,054.35	1,863.75 1,863.75 1,863.75 1,863.75	576.98 0.00 576.98 2,440.73	2,440.73
3137FNAE0	FHMS K-095 A2 2.785 06/25/2029	810,000.00	747,346.20 0.00 0.00 748,375.56	1,879.88 1,879.88 1,879.88 1,879.88	1,029.36 0.00 1,029.36 2,909.24	2,909.24
3137FNB82	FHMS K-096 A2 2.519 07/25/2029	02/28/2023 03/03/2023 1,000,000.00	910,660.69 0.00 0.00 912,104.75	2,099.17 2,099.17 2,099.17 2,099.17	1,444.06 0.00 1,444.06 3,543.23	3,543.23
3137H8U90	FHMS K-148 A2 3.5 07/25/2032	02/10/2023 02/15/2023 1,000,000.00	952,514.42 0.00 0.00 952,997.00	2,916.67 2,916.67 2,916.67 2,916.67	482.58 0.00 482.58 3,399.25	3,399.25

INCOME EARNED



Trindel Insurance Fund | Account #10210 | As of June 30, 2024

Cusip	Security Description	Trade Date Settle Date Units	Book Value: Begin Book Value: Acq Book Value: Disp Book Value: End	Prior Accrued Inc. Received Ending Accrued Total Interest	Accr. Of Discount Amort. Of Premium Net Accret/Amort Income Earned	Total Income
3137H9JG5	FHMS K-151 A2 3.8 10/25/2032	02/21/2023 02/24/2023 1,000,000.00	957,380.91 0.00 0.00 957,800.94	3,166.67 3,166.67 3,166.67 3,166.67	420.03 0.00 420.03 3,586.70	3,586.70
3137H9M89	FHMS K-152 A2 3.78 11/25/2032	05/18/2023 05/23/2023 800,000.00	768,971.47 0.00 0.00 769,274.18	2,520.00 2,520.00 2,520.00 2,520.00	302.72 0.00 302.72 2,822.72	2,822.72
3137HA4B9	FHMS K-751 A2 4.412 03/25/2030	05/03/2023 05/11/2023 1,000,000.00	1,011,590.83 0.00 0.00 1,011,425.17	3,676.67 3,676.67 3,676.67 3,676.67	0.00 (165.66) (165.66) 3,511.01	3,511.01
3137HAAG1	FHMS K-157 A2 4.2 05/25/2033	07/19/2023 07/24/2023 500,000.00	493,335.93 0.00 0.00 493,397.33	1,750.00 1,750.00 1,750.00 1,750.00	61.40 0.00 61.40 1,811.40	1,811.40
341081GN1	FLORIDA POWER & LIGHT CO 4.4 05/15/2028	06/15/2023 06/20/2023 650,000.00	643,622.13 0.00 0.00 643,754.64	1,271.11 0.00 3,654.44 2,383.33	132.50 0.00 132.50 2,515.84	2,515.84
362554AC1	GMCAR 2021-4 A3 0.68 09/16/2026	10/13/2021 10/21/2021 46,963.04	51,688.97 0.00 (4,726.31) 46,962.70	14.65 29.29 13.31 27.95	0.05 0.00 0.05 28.00	28.00
36265WAD5	GMCAR 2022-3 A3 3.64 04/16/2027	07/06/2022 07/13/2022 57,354.82	59,999.79 0.00 (2,645.18) 57,354.63	91.00 182.00 86.99 177.99	0.01 0.00 0.01 178.00	178.00
36266FAC3	GMALT 2022-2 A3 3.42 06/20/2025	05/03/2022 05/11/2022 0.00	33,049.70 0.00 (33,050.72) 0.00	34.54 94.19 0.00 59.65	1.02 0.00 1.02 60.67	60.67
36268GAD7	GMCAR 2024-1 A3 4.85 12/18/2028	04/09/2024 04/11/2024 450,000.00	447,390.67 0.00 0.00 447,437.80	909.38 1,818.75 909.38 1,818.75	47.13 0.00 47.13 1,865.88	1,865.88

INCOME EARNED



Trindel Insurance Fund | Account #10210 | As of June 30, 2024

Cusip	Security Description	Trade Date Settle Date Units	Book Value: Begin Book Value: Acq Book Value: Disp Book Value: End	Prior Accrued Inc. Received Ending Accrued Total Interest	Accr. Of Discount Amort. Of Premium Net Accret/Amort Income Earned	Total Income
380146AC4	GMCAR 2022-1 A3 1.26 11/16/2026	01/11/2022 01/19/2022 48,223.36	52,788.00 0.00 (4,566.25) 48,221.94	27.71 55.43 25.32 53.03	0.19 0.00 0.19 53.22	53.22
437076CR1	HOME DEPOT INC 4.0 09/15/2025	09/12/2022 09/19/2022 70,000.00	69,990.48 0.00 0.00 69,991.08	591.11 0.00 824.44 233.33	0.61 0.00 0.61 233.94	233.94
437076DC3	HOME DEPOT INC 4.75 06/25/2029	06/18/2024 06/25/2024 600,000.00	0.00 598,230.00 0.00 598,235.82	0.00 0.00 475.00 475.00	5.82 0.00 5.82 480.82	480.82
437930AC4	HONDO-242-A3 5.27 11/20/2028	05/14/2024 05/21/2024 185,000.00	184,977.67 0.00 0.00 184,978.08	270.82 731.21 352.07 812.46	0.41 0.00 0.41 812.87	812.87
43813GAC5	HAROT 2021-1 A3 0.27 04/21/2025	02/17/2021 02/24/2021 0.00	281.78 0.00 (281.79) 0.00	0.02 0.06 0.00 0.04	0.00 0.00 0.00 0.04	0.04
43815BAC4	HAROT 2022-1 A3 1.88 05/15/2026	02/15/2022 02/23/2022 142,414.38	155,492.41 0.00 (13,087.89) 142,405.73	129.93 243.62 119.00 232.68	1.21 0.00 1.21 233.89	233.89
43815GAC3	HAROT 2021-4 A3 0.88 01/21/2026	11/16/2021 11/24/2021 55,940.55	62,492.68 0.00 (6,556.74) 55,936.63	15.28 45.83 13.67 44.23	0.69 0.00 0.69 44.92	44.92
43815PAC3	HAROT 2022-2 A3 3.73 07/20/2026	08/15/2022 08/24/2022 62,425.63	67,175.46 0.00 (4,751.70) 62,423.96	90.48 208.81 84.08 202.41	0.20 0.00 0.20 202.61	202.61
44935FAD6	HART 2021-C A3 0.74 05/15/2026	11/09/2021 11/17/2021 37,801.03	42,775.54 0.00 (4,978.02) 37,798.06	14.07 26.38 12.43 24.74	0.54 0.00 0.54 25.28	25.28

INCOME EARNED



Trindel Insurance Fund | Account #10210 | As of June 30, 2024

Cusip	Security Description	Trade Date Settle Date Units	Book Value: Begin Book Value: Acq Book Value: Disp Book Value: End	Prior Accrued Inc. Received Ending Accrued Total Interest	Accr. Of Discount Amort. Of Premium Net Accret/Amort Income Earned	Total Income
4581X0DZ8	INTER-AMERICAN DEVELOPMENT BANK 0.5 09/23/2024	09/15/2021 09/23/2021 675,000.00	674,948.04 0.00 0.00 674,961.72	637.50 0.00 918.75 281.25	13.67 0.00 13.67 294.92	294.92
45950KCR9	INTERNATIONAL FINANCE CORP 1.375 10/16/2024	07/12/2021 07/14/2021 400,000.00	401,238.76 0.00 0.00 400,967.50	687.50 0.00 1,145.83 458.33	0.00 (271.26) (271.26) 187.07	187.07
46647PAM8	JPMORGAN CHASE & CO 3.509 01/23/2029	01/19/2024 01/23/2024 500,000.00	473,398.22 0.00 0.00 473,997.81	6,238.22 0.00 7,700.31 1,462.08	599.59 0.00 599.59 2,061.67	2,061.67
46647PAR7	JPMORGAN CHASE & CO 4.005 04/23/2029	06/20/2024 06/21/2024 500,000.00	0.00 479,690.00 0.00 479,834.86	0.00 (3,226.25) 3,782.50 556.25	144.86 0.00 144.86 701.11	701.11
47787JAC2	JDOT 2022 A3 0.36 09/15/2026	03/10/2022 03/16/2022 97,172.37	103,742.28 0.00 (6,580.78) 97,162.56	106.98 200.59 100.20 193.80	1.05 0.00 1.05 194.86	194.86
47788UAC6	JDOT 2021 A3 0.36 09/15/2025	03/02/2021 03/10/2021 12,102.67	15,545.00 0.00 (3,443.03) 12,102.16	2.49 4.66 1.94 4.11	0.19 0.00 0.19 4.30	4.30
47789QAC4	JDOT 2021-B A3 0.52 03/16/2026	07/13/2021 07/21/2021 51,459.59	58,507.13 0.00 (7,049.27) 51,458.13	13.52 25.35 11.89 23.72	0.28 0.00 0.28 24.00	24.00
47800AAC4	JDOT 2022-B A3 3.74 02/16/2027	07/12/2022 07/20/2022 79,214.09	83,699.30 0.00 (4,489.23) 79,210.40	139.13 260.88 131.67 253.42	0.33 0.00 0.33 253.75	253.75
532457CK2	ELI LILLY AND CO 4.5 02/09/2029	02/07/2024 02/09/2024 405,000.00	404,749.23 0.00 0.00 404,753.62	5,670.00 0.00 7,188.75 1,518.75	4.39 0.00 4.39 1,523.14	1,523.14

INCOME EARNED



Trindel Insurance Fund | Account #10210 | As of June 30, 2024

Cusip	Security Description	Trade Date Settle Date Units	Book Value: Begin Book Value: Acq Book Value: Disp Book Value: End	Prior Accrued Inc. Received Ending Accrued Total Interest	Accr. Of Discount Amort. Of Premium Net Accret/Amort Income Earned	Total Income
57636QAW4	MASTERCARD INC 4.875 03/09/2028	03/06/2023 03/09/2023 330,000.00	329,758.74 0.00 0.00 329,764.00	3,664.38 0.00 5,005.00 1,340.63	5.26 0.00 5.26 1,345.88	1,345.88
58770AAC7	MBART 2023-1 A3 4.51 11/15/2027	01/18/2023 01/25/2023 145,000.00	144,987.56 0.00 0.00 144,987.86	290.64 544.96 290.64 544.96	0.30 0.00 0.30 545.26	545.26
61747YET8	MORGAN STANLEY 4.679 07/17/2026	07/18/2022 07/20/2022 115,000.00	115,000.00 0.00 0.00 115,000.00	2,002.87 0.00 2,451.28 448.40	0.00 0.00 0.00 448.40	448.40
61747YFA8	MORGAN STANLEY 5.123 02/01/2029	650,000.00	347,818.68 299,388.00 0.00 647,260.15	5,976.83 (5,976.83) 13,874.79 1,921.13	53.47 0.00 53.47 1,974.60	1,974.60
63743HFE7	NATIONAL RURAL UTILITIES COOPERATIVE FINANCE CORP 3.45 06/15/2025	04/27/2022 05/04/2022 130,000.00	129,988.31 0.00 0.00 129,989.24	2,068.08 2,242.50 199.33 373.75	0.93 0.00 0.93 374.68	374.68
63743HFJ6	NATIONAL RURAL UTILITIES COOPERATIVE FINANCE CORP 5.05 09/15/2028	12/07/2023 12/11/2023 650,000.00	655,906.28 0.00 0.00 655,790.92	6,929.72 0.00 9,665.14 2,735.42	0.00 (115.36) (115.36) 2,620.06	2,620.06
69371RR40	PACCAR FINANCIAL CORP 0.5 08/09/2024	08/03/2021 08/09/2021 210,000.00	209,992.86 0.00 0.00 209,995.97	326.67 0.00 414.17 87.50	3.10 0.00 3.10 90.60	90.60
69371RR57	PACCAR FINANCIAL CORP 0.9 11/08/2024	11/02/2021 11/08/2021 350,000.00	349,996.93 0.00 0.00 349,997.51	201.25 0.00 463.75 262.50	0.58 0.00 0.58 263.08	263.08
74340XBX8	PROLOGIS LP 4.0 09/15/2028	11/28/2023 12/04/2023 500,000.00	475,741.55 0.00 0.00 476,205.97	4,222.22 0.00 5,888.89 1,666.67	464.42 0.00 464.42 2,131.09	2,131.09

INCOME EARNED



Trindel Insurance Fund | Account #10210 | As of June 30, 2024

Cusip	Security Description	Trade Date Settle Date Units	Book Value: Begin Book Value: Acq Book Value: Disp Book Value: End	Prior Accrued Inc. Received Ending Accrued Total Interest	Accr. Of Discount Amort. Of Premium Net Accret/Amort Income Earned	Total Income
74340XCG4	PROLOGIS LP 4.875 06/15/2028	06/26/2023 06/28/2023 285,000.00	283,753.85 0.00 0.00 283,779.20	6,406.56 6,946.88 617.50 1,157.82	25.35 0.00 25.35 1,183.16	1,183.16
74456QBX3	PUBLIC SERVICE ELECTRIC AND GAS CO 3.65 09/01/2028	11/21/2023 11/27/2023 650,000.00	613,398.74 0.00 0.00 614,105.78	5,931.25 0.00 7,908.33 1,977.08	707.04 0.00 707.04 2,684.13	2,684.13
74460DAD1	PUBLIC STORAGE OPERATING CO 3.385 05/01/2029	06/03/2024 06/04/2024 500,000.00	0.00 466,110.00 0.00 466,620.62	0.00 (1,551.46) 2,820.83 1,269.37	510.62 0.00 510.62 1,779.99	1,779.99
756109BS2	REALTY INCOME CORP 4.7 12/15/2028	01/19/2024 01/23/2024 500,000.00	497,199.57 0.00 0.00 497,250.25	10,836.11 11,750.00 1,044.44 1,958.33	50.67 0.00 50.67 2,009.00	2,009.00
78016HZV5	ROYAL BANK OF CANADA 4.95 02/01/2029	02/23/2024 02/27/2024 0.00	497,698.18 0.00 (497,702.23) 0.00	9,075.00 9,281.25 0.00 206.25	4.05 0.00 4.05 210.30	210.30
79466LAG9	SALESFORCE INC 0.625 07/15/2024	06/29/2021 07/12/2021 85,000.00	84,998.26 0.00 0.00 84,999.45	200.69 0.00 244.97 44.27	1.18 0.00 1.18 45.45	45.45
857477BR3	STATE STREET CORP 1.746 02/06/2026	02/02/2022 02/07/2022 145,000.00	145,000.00 0.00 0.00 145,000.00	808.74 0.00 1,019.71 210.98	0.00 0.00 0.00 210.98	210.98
89115A2Y7	TORONTO-DOMINION BANK 4.994 04/05/2029	03/26/2024 04/05/2024 0.00	325,000.00 0.00 (325,000.00) 0.00	2,524.74 2,660.00 0.00 135.26	0.00 0.00 0.00 135.26	135.26
89236TJH9	TOYOTA MOTOR CREDIT CORP 0.5 06/18/2024	06/21/2021 06/23/2021 0.00	549,966.58 0.00 (550,000.00) 0.00	1,245.14 1,375.00 0.00 129.86	33.42 0.00 33.42 163.28	163.28

INCOME EARNED



Trindel Insurance Fund | Account #10210 | As of June 30, 2024

Cusip	Security Description	Trade Date Settle Date Units	Book Value: Begin Book Value: Acq Book Value: Disp Book Value: End	Prior Accrued Inc. Received Ending Accrued Total Interest	Accr. Of Discount Amort. Of Premium Net Accret/Amort Income Earned	Total Income
89236TLB9	TOYOTA MOTOR CREDIT CORP 5.25 09/11/2028	11/28/2023 12/04/2023 250,000.00	251,569.28 0.00 0.00 251,539.16	2,916.67 0.00 4,010.42 1,093.75	0.00 (30.12) (30.12) 1,063.63	1,063.63
89240BAC2	TAOT 2021-A A3 0.26 05/15/2025	02/02/2021 02/08/2021 0.00	2,410.23 0.00 (2,410.30) 0.00	0.28 0.52 0.00 0.24	0.07 0.00 0.07 0.31	0.31
91159HHX1	US BANCORP 2.4 07/30/2024	03/25/2021 03/29/2021 200,000.00	200,255.53 0.00 0.00 200,000.00	1,613.33 0.00 2,013.33 400.00	0.00 (255.53) (255.53) 144.47	144.47
9128284Z0	UNITED STATES TREASURY 2.75 08/31/2025	1,100,000.00	1,127,506.98 0.00 0.00 1,125,697.31	7,644.70 0.00 10,110.73 2,466.03	0.00 (1,809.67) (1,809.67) 656.36	656.36
912828M56	UNITED STATES TREASURY 2.25 11/15/2025	1,200,000.00	1,197,265.41 0.00 0.00 1,197,419.61	1,247.28 0.00 3,448.37 2,201.09	382.36 (228.15) 154.21 2,355.29	2,355.29
912828R36	UNITED STATES TREASURY 1.625 05/15/2026	1,200,000.00	1,189,817.45 0.00 0.00 1,190,245.89	900.82 0.00 2,490.49 1,589.67	761.72 (333.28) 428.44 2,018.11	2,018.11
912828U24	UNITED STATES TREASURY 2.0 11/15/2026	1,000,000.00	987,398.03 0.00 0.00 987,819.50	923.91 0.00 2,554.35 1,630.43	421.47 0.00 421.47 2,051.91	2,051.91
912828X88	UNITED STATES TREASURY 2.375 05/15/2027	06/09/2022 06/10/2022 1,000,000.00	980,606.30 0.00 0.00 981,146.01	1,097.15 0.00 3,033.29 1,936.14	539.71 0.00 539.71 2,475.85	2,475.85
912828YE4	UNITED STATES TREASURY 1.25 08/31/2024	02/18/2021 02/19/2021 1,000,000.00	1,002,371.63 0.00 0.00 1,001,589.77	3,158.97 0.00 4,177.99 1,019.02	0.00 (781.86) (781.86) 237.17	237.17

INCOME EARNED



Trindel Insurance Fund | Account #10210 | As of June 30, 2024

Cusip	Security Description	Trade Date Settle Date Units	Book Value: Begin Book Value: Acq Book Value: Disp Book Value: End	Prior Accrued Inc. Received Ending Accrued Total Interest	Accr. Of Discount Amort. Of Premium Net Accret/Amort Income Earned	Total Income
912828YG9	UNITED STATES TREASURY 1.625 09/30/2026	12/28/2021 12/29/2021 1,000,000.00	1,008,655.22 0.00 0.00 1,008,350.10	2,752.73 0.00 4,084.70 1,331.97	0.00 (305.12) (305.12) 1,026.85	1,026.85
912828YV6	UNITED STATES TREASURY 1.5 11/30/2024	1,125,000.00	1,126,642.67 0.00 0.00 1,126,371.90	46.11 0.00 1,429.30 1,383.20	109.60 (380.37) (270.77) 1,112.43	1,112.43
912828ZT0	UNITED STATES TREASURY 0.25 05/31/2025	1,250,000.00	1,245,254.46 0.00 0.00 1,245,645.58	8.54 0.00 264.69 256.15	391.12 0.00 391.12 647.26	647.26
91282CEF4	UNITED STATES TREASURY 2.5 03/31/2027	1,025,000.00	1,014,514.37 0.00 0.00 1,014,818.89	4,340.85 0.00 6,441.26 2,100.41	304.52 0.00 304.52 2,404.93	2,404.93
91282CFJ5	UNITED STATES TREASURY 3.125 08/31/2029	1,000,000.00	980,560.43 0.00 0.00 980,864.65	7,897.42 0.00 10,444.97 2,547.55	304.22 0.00 304.22 2,851.77	2,851.77
91282CFM8	UNITED STATES TREASURY 4.125 09/30/2027	1,000,000.00	1,001,607.71 0.00 0.00 1,001,568.04	6,987.70 0.00 10,368.85 3,381.15	17.34 (57.01) (39.66) 3,341.48	3,341.48
91282CFT3	UNITED STATES TREASURY 4.0 10/31/2029	02/21/2023 02/22/2023 1,000,000.00	995,983.32 0.00 0.00 996,044.24	3,478.26 0.00 6,739.13 3,260.87	60.92 0.00 60.92 3,321.79	3,321.79
91282CFU0	UNITED STATES TREASURY 4.125 10/31/2027	11/21/2022 11/22/2022 500,000.00	502,011.62 0.00 0.00 501,963.23	1,793.48 0.00 3,474.86 1,681.39	0.00 (48.40) (48.40) 1,632.99	1,632.99
91282CFV8	UNITED STATES TREASURY 4.125 11/15/2032	1,000,000.00	978,950.51 0.00 0.00 979,154.94	1,905.57 0.00 5,268.34 3,362.77	243.76 (39.33) 204.43 3,567.20	3,567.20

INCOME EARNED



Trindel Insurance Fund | Account #10210 | As of June 30, 2024

Cusip	Security Description	Trade Date Settle Date Units	Book Value: Begin Book Value: Acq Book Value: Disp Book Value: End	Prior Accrued Inc. Received Ending Accrued Total Interest	Accr. Of Discount Amort. Of Premium Net Accret/Amort Income Earned	Total Income
91282CGJ4	UNITED STATES TREASURY 3.5 01/31/2030	02/10/2023 02/13/2023 1,000,000.00	982,900.03 0.00 0.00 983,147.85	11,730.77 0.00 14,615.38 2,884.62	247.83 0.00 247.83 3,132.44	3,132.44
91282CGM7	UNITED STATES TREASURY 3.5 02/15/2033	1,430,000.00	1,371,835.82 0.00 0.00 1,372,384.36	14,712.50 0.00 18,837.50 4,125.00	548.55 0.00 548.55 4,673.55	4,673.55
91282CGQ8	UNITED STATES TREASURY 4.0 02/28/2030	1,000,000.00	1,002,415.94 0.00 0.00 1,002,381.39	10,108.70 0.00 13,369.57 3,260.87	34.14 (68.69) (34.55) 3,226.32	3,226.32
91282CGS4	UNITED STATES TREASURY 3.625 03/31/2030	04/14/2023 04/17/2023 1,000,000.00	1,004,551.11 0.00 0.00 1,004,486.98	6,140.71 0.00 9,112.02 2,971.31	0.00 (64.13) (64.13) 2,907.18	2,907.18
91282CGZ8	UNITED STATES TREASURY 3.5 04/30/2030	05/05/2023 05/08/2023 800,000.00	803,308.59 0.00 0.00 803,262.62	2,434.78 0.00 4,717.39 2,282.61	0.00 (45.97) (45.97) 2,236.63	2,236.63
91282CHF1	UNITED STATES TREASURY 3.75 05/31/2030	06/15/2023 1,000,000.00	996,870.24 0.00 0.00 996,913.11	102.46 0.00 3,176.23 3,073.77	42.87 0.00 42.87 3,116.64	3,116.64
91282CHJ3	UNITED STATES TREASURY 3.75 06/30/2030	07/05/2023 07/10/2023 650,000.00	638,956.72 0.00 0.00 639,105.96	10,245.54 0.00 66.24 (10,179.30)	149.23 0.00 149.23 (10,030.07)	(10,030.07)
91282CHR5	UNITED STATES TREASURY 4.0 07/31/2030	2,000,000.00	1,976,818.92 0.00 0.00 1,977,127.87	26,813.19 0.00 33,406.59 6,593.41	308.94 0.00 308.94 6,902.35	6,902.35
91282CHT1	UNITED STATES TREASURY 3.875 08/15/2033	1,680,000.00	1,629,160.77 0.00 0.00 1,629,614.42	19,136.54 0.00 24,501.92 5,365.38	453.65 0.00 453.65 5,819.04	5,819.04

INCOME EARNED



Trindel Insurance Fund | Account #10210 | As of June 30, 2024

Cusip	Security Description	Trade Date Settle Date Units	Book Value: Begin Book Value: Acq Book Value: Disp Book Value: End	Prior Accrued Inc. Received Ending Accrued Total Interest	Accr. Of Discount Amort. Of Premium Net Accret/Amort Income Earned	Total Income
91282CKN0	UNITED STATES TREASURY 4.625 04/30/2031	950,000.00	958,782.69 0.00 0.00 958,678.30	3,820.65 0.00 7,402.51 3,581.86	0.00 (104.39) (104.39) 3,477.47	3,477.47
91324PEG3	UNITEDHEALTH GROUP INC 3.7 05/15/2027	10/05/2022 10/07/2022 600,000.00	583,985.83 0.00 0.00 584,431.50	986.67 0.00 2,836.67 1,850.00	445.66 0.00 445.66 2,295.66	2,295.66
92348KBG7	VZMT 2023-1 A 4.49 01/22/2029	04/10/2024 04/15/2024 400,000.00	393,751.29 0.00 0.00 393,861.82	548.78 1,496.67 548.78 1,496.67	110.53 0.00 110.53 1,607.20	1,607.20
931142ER0	WALMART INC 1.05 09/17/2026	09/08/2021 09/17/2021 110,000.00	109,904.59 0.00 0.00 109,908.01	237.42 0.00 333.67 96.25	3.42 0.00 3.42 99.67	99.67
931142EW9	WALMART INC 3.9 09/09/2025	09/06/2022 09/09/2022 55,000.00	54,983.66 0.00 0.00 54,984.72	488.58 0.00 667.33 178.75	1.05 0.00 1.05 179.80	179.80
931142EX7	WALMART INC 3.95 09/09/2027	09/27/2022 09/29/2022 200,000.00	195,640.83 0.00 0.00 195,750.27	1,799.44 0.00 2,457.78 658.33	109.44 0.00 109.44 767.77	767.77
931142FB4	WALMART INC 3.9 04/15/2028	06/13/2023 06/15/2023 400,000.00	393,245.47 0.00 0.00 393,388.77	1,993.33 0.00 3,293.33 1,300.00	143.31 0.00 143.31 1,443.31	1,443.31
Total Fixed Income			55,796,071.52	138,413.25	147,517.55	147,517.55
			55,033,430.01	335,267.33	14,941.32	
			3,508,078.19	79,479.56	(5,837.02)	
			(3,433,813.55)	395,118.95	9,104.30	
TOTAL PORTFOLIO			55,904,034.52	139,331.18	148,435.48	148,435.48

CASH FLOW REPORT



Trindel Insurance Fund | Account #10210 | As of June 30, 2024

Payment Date	Transaction Type	CUSIP	Quantity	Security Description	Principal Amount	Income	Total Amount
JULY 2024							
07/01/2024	Dividend	31846V203	0.00		1,720.10		1,720.10
07/01/2024	Coupon	91282CHJ3	0.00	UNITED STATES TREASURY 3.75 06/30/2030		12,187.50	12,187.50
07/08/2024	Coupon	3133ENKS8	0.00	FEDERAL FARM CREDIT BANKS FUNDING CORP 1.125 01/06/2025		1,800.00	1,800.00
07/08/2024	Coupon	3135G0X24	0.00	FEDERAL NATIONAL MORTGAGE ASSOCIATION 1.625 01/07/2025		5,078.13	5,078.13
07/15/2024	Coupon	02582JIT8	0.00	AMXCA 2022-2 A 05/17/2027		1,087.63	1,087.63
07/15/2024	Coupon	02582JKD1	0.00	AMXCA 2023-3 A 5.23 09/15/2028		1,307.50	1,307.50
07/15/2024	Coupon	05522RDH8	0.00	BACCT 2023-2 A 4.98 11/16/2026		1,867.50	1,867.50
07/15/2024	Coupon	43815BAC4	0.00	HAROT 2022-1 A3 1.88 05/15/2026		223.12	223.12
07/15/2024	Principal Paydown	43815BAC4	(12,086.41)	HAROT 2022-1 A3 1.88 05/15/2026	12,086.41		12,086.41
07/15/2024	Coupon	44935FAD6	0.00	HART 2021-C A3 0.74 05/15/2026		23.31	23.31
07/15/2024	Principal Paydown	44935FAD6	(4,759.78)	HART 2021-C A3 0.74 05/15/2026	4,759.79		4,759.79
07/15/2024	Coupon	47788UAC6	0.00	JDOT 2021 A3 0.36 09/15/2025		3.63	3.63
07/15/2024	Principal Paydown	47788UAC6	(3,157.48)	JDOT 2021 A3 0.36 09/15/2025	3,157.48		3,157.48
07/15/2024	Coupon	47789QAC4	0.00	JDOT 2021-B A3 0.52 03/16/2026		22.30	22.30
07/15/2024	Principal Paydown	47789QAC4	(4,329.84)	JDOT 2021-B A3 0.52 03/16/2026	4,329.84		4,329.84
07/15/2024	Coupon	47787JAC2	0.00	JDOT 2022 A3 0.36 09/15/2026		187.87	187.87
07/15/2024	Principal Paydown	47787JAC2	(7,173.35)	JDOT 2022 A3 0.36 09/15/2026	7,173.35		7,173.35
07/15/2024	Coupon	47800AAC4	0.00	JDOT 2022-B A3 3.74 02/16/2027		246.88	246.88
07/15/2024	Principal Paydown	47800AAC4	(3,678.89)	JDOT 2022-B A3 3.74 02/16/2027	3,678.89		3,678.89
07/15/2024	Coupon	58770AAC7	0.00	MBART 2023-1 A3 4.51 11/15/2027		544.96	544.96
07/15/2024	Coupon	79466LAG9	0.00	SALESFORCE INC 0.625 07/15/2024		265.63	265.63
07/15/2024	Maturity	79466LAG9	(85,000.00)	SALESFORCE INC 0.625 07/15/2024	85,000.00		85,000.00
07/16/2024	Coupon	362554AC1	0.00	GMCAR 2021-4 A3 0.68 09/16/2026		26.61	26.61
07/16/2024	Principal Paydown	362554AC1	(4,255.27)	GMCAR 2021-4 A3 0.68 09/16/2026	4,255.27		4,255.27
07/16/2024	Coupon	380146AC4	0.00	GMCAR 2022-1 A3 1.26 11/16/2026		50.63	50.63
07/16/2024	Principal Paydown	380146AC4	(4,062.33)	GMCAR 2022-1 A3 1.26 11/16/2026	4,062.33		4,062.33
07/16/2024	Coupon	36265WAD5	0.00	GMCAR 2022-3 A3 3.64 04/16/2027		173.98	173.98
07/16/2024	Principal Paydown	36265WAD5	(3,056.60)	GMCAR 2022-3 A3 3.64 04/16/2027	3,056.60		3,056.60
07/16/2024	Coupon	36268GAD7	0.00	GMCAR 2024-1 A3 4.85 12/18/2028		1,818.75	1,818.75

CASH FLOW REPORT



Trindel Insurance Fund | Account #10210 | As of June 30, 2024

Payment Date	Transaction Type	CUSIP	Quantity	Security Description	Principal Amount	Income	Total Amount
07/16/2024	Coupon	24422EXH7	0.00	JOHN DEERE CAPITAL CORP 4.5 01/16/2029		11,750.00	11,750.00
07/17/2024	Coupon	61747YET8	0.00	MORGAN STANLEY 4.679 07/17/2026		2,690.43	2,690.43
07/22/2024	Coupon	06051GLE7	550,000.00	BANK OF AMERICA CORP 5.08 01/20/2027		13,970.00	13,970.00
07/22/2024	Coupon	43815GAC3	55,940.55	HAROT 2021-4 A3 0.88 01/21/2026		41.02	41.02
07/22/2024	Principal Paydown	43815GAC3	55,940.55	HAROT 2021-4 A3 0.88 01/21/2026	5,909.26		5,909.26
07/22/2024	Coupon	92348KBG7	400,000.00	VZMT 2023-1 A 4.49 01/22/2029		1,496.67	1,496.67
07/23/2024	Coupon	46647PAM8	500,000.00	JPMORGAN CHASE & CO 3.509 01/23/2029		8,772.50	8,772.50
07/25/2024	Coupon	3137FJY60	1,000,000.00	FHMS K-1508 A2 3.9 12/25/2030		3,250.00	3,250.00
07/25/2024	Coupon	3137FLYV0	1,000,000.00	FHMS K-092 A2 3.298 04/25/2029		2,748.33	2,748.33
07/25/2024	Coupon	3137FMCR1	750,000.00	FHMS K-093 A2 2.982 05/25/2029		1,863.75	1,863.75
07/25/2024	Coupon	3137FNAE0	810,000.00	FHMS K-095 A2 2.785 06/25/2029		1,879.88	1,879.88
07/25/2024	Coupon	3137FNB82	1,000,000.00	FHMS K-096 A2 2.519 07/25/2029		2,099.17	2,099.17
07/25/2024	Coupon	3137H8U90	1,000,000.00	FHMS K-148 A2 3.5 07/25/2032		2,916.67	2,916.67
07/25/2024	Coupon	3137H9JG5	1,000,000.00	FHMS K-151 A2 3.8 10/25/2032		3,166.67	3,166.67
07/25/2024	Coupon	3137H9M89	800,000.00	FHMS K-152 A2 3.78 11/25/2032		2,520.00	2,520.00
07/25/2024	Coupon	3137HA4B9	1,000,000.00	FHMS K-751 A2 4.412 03/25/2030		3,676.67	3,676.67
07/25/2024	Coupon	3137HAAG1	500,000.00	FHMS K-157 A2 4.2 05/25/2033		1,750.00	1,750.00
07/30/2024	Coupon	91159HHX1	200,000.00	US BANCORP 2.4 07/30/2024		2,400.00	2,400.00
07/30/2024	Final Maturity	91159HHX1	200,000.00	US BANCORP 2.4 07/30/2024	200,000.00		200,000.00
07/31/2024	Coupon	91282CGJ4	1,000,000.00	UNITED STATES TREASURY 3.5 01/31/2030		17,500.00	17,500.00
07/31/2024	Coupon	91282CHR5	2,000,000.00	UNITED STATES TREASURY 4.0 07/31/2030		40,000.00	40,000.00
July 2024 Total					339,189.32	151,407.67	490,597.00
AUGUST 2024							
08/01/2024	Coupon	61747YFA8	650,000.00	MORGAN STANLEY 5.123 02/01/2029		16,649.75	16,649.75
08/06/2024	Coupon	857477BR3	145,000.00	STATE STREET CORP 1.746 02/06/2026		1,265.85	1,265.85
08/09/2024	Coupon	532457CK2	405,000.00	ELI LILLY AND CO 4.5 02/09/2029		9,112.50	9,112.50
08/09/2024	Coupon	69371RR40	210,000.00	PACCAR FINANCIAL CORP 0.5 08/09/2024		525.00	525.00
08/09/2024	Final Maturity	69371RR40	210,000.00	PACCAR FINANCIAL CORP 0.5 08/09/2024	210,000.00		210,000.00
08/12/2024	Coupon	3137EAEP0	625,000.00	FEDERAL HOME LOAN MORTGAGE CORP 1.5 02/12/2025		4,687.50	4,687.50
08/15/2024	Coupon	02582JIT8	385,000.00	AMXCA 2022-2 A 05/17/2027		1,087.63	1,087.63
08/15/2024	Coupon	02582JKD1	300,000.00	AMXCA 2023-3 A 5.23 09/15/2028		1,307.50	1,307.50

CASH FLOW REPORT



Trindel Insurance Fund | Account #10210 | As of June 30, 2024

Payment Date	Transaction Type	CUSIP	Quantity	Security Description	Principal Amount	Income	Total Amount
08/15/2024	Coupon	05522RDH8	450,000.00	BACCT 2023-2 A 4.98 11/16/2026		1,867.50	1,867.50
08/15/2024	Coupon	43815BAC4	130,327.97	HAROT 2022-1 A3 1.88 05/15/2026		204.18	204.18
08/15/2024	Principal Paydown	43815BAC4	130,327.97	HAROT 2022-1 A3 1.88 05/15/2026	12,304.66		12,304.66
08/15/2024	Coupon	44935FAD6	33,041.25	HART 2021-C A3 0.74 05/15/2026		20.42	20.42
08/15/2024	Principal Paydown	44935FAD6	33,041.25	HART 2021-C A3 0.74 05/15/2026	4,545.76		4,545.76
08/15/2024	Coupon	47787JAC2	89,999.02	JDOT 2022 A3 0.36 09/15/2026		170.40	170.40
08/15/2024	Principal Paydown	47787JAC2	89,999.02	JDOT 2022 A3 0.36 09/15/2026	7,570.41		7,570.41
08/15/2024	Coupon	47788UAC6	8,945.18	JDOT 2021 A3 0.36 09/15/2025		2.68	2.68
08/15/2024	Principal Paydown	47788UAC6	8,945.18	JDOT 2021 A3 0.36 09/15/2025	3,782.05		3,782.05
08/15/2024	Coupon	47789QAC4	47,129.75	JDOT 2021-B A3 0.52 03/16/2026		20.45	20.45
08/15/2024	Principal Paydown	47789QAC4	47,129.75	JDOT 2021-B A3 0.52 03/16/2026	4,648.23		4,648.23
08/15/2024	Coupon	47800AAC4	75,535.20	JDOT 2022-B A3 3.74 02/16/2027		235.42	235.42
08/15/2024	Principal Paydown	47800AAC4	75,535.20	JDOT 2022-B A3 3.74 02/16/2027	3,647.37		3,647.37
08/15/2024	Coupon	58770AAC7	145,000.00	MBART 2023-1 A3 4.51 11/15/2027		544.96	544.96
08/15/2024	Coupon	91282CGM7	1,430,000.00	UNITED STATES TREASURY 3.5 02/15/2033		25,025.00	25,025.00
08/15/2024	Coupon	91282CHT1	1,680,000.00	UNITED STATES TREASURY 3.875 08/15/2033		32,550.00	32,550.00
08/16/2024	Coupon	362554AC1	42,707.77	GMCAR 2021-4 A3 0.68 09/16/2026		24.52	24.52
08/16/2024	Principal Paydown	362554AC1	42,707.77	GMCAR 2021-4 A3 0.68 09/16/2026	4,021.98		4,021.98
08/16/2024	Coupon	36265WAD5	54,298.21	GMCAR 2022-3 A3 3.64 04/16/2027		160.55	160.55
08/16/2024	Principal Paydown	36265WAD5	54,298.21	GMCAR 2022-3 A3 3.64 04/16/2027	3,850.64		3,850.64
08/16/2024	Coupon	36268GAD7	450,000.00	GMCAR 2024-1 A3 4.85 12/18/2028		1,818.75	1,818.75
08/16/2024	Coupon	380146AC4	44,161.03	GMCAR 2022-1 A3 1.26 11/16/2026		46.23	46.23
08/16/2024	Principal Paydown	380146AC4	44,161.03	GMCAR 2022-1 A3 1.26 11/16/2026	3,939.97		3,939.97
08/19/2024	Coupon	437930AC4	185,000.00	HONDO-242-A3 5.27 11/20/2028		812.46	812.46
08/19/2024	Coupon	43815PAC3	57,970.48	HAROT 2022-2 A3 3.73 07/20/2026		179.26	179.26
08/19/2024	Principal Paydown	43815PAC3	57,970.48	HAROT 2022-2 A3 3.73 07/20/2026	4,462.33		4,462.33
08/20/2024	Coupon	92348KBG7	400,000.00	VZMT 2023-1 A 4.49 01/22/2029		1,496.67	1,496.67
08/21/2024	Coupon	43815GAC3	55,940.55	HAROT 2021-4 A3 0.88 01/21/2026		36.69	36.69
08/21/2024	Principal Paydown	43815GAC3	55,940.55	HAROT 2021-4 A3 0.88 01/21/2026	5,740.59		5,740.59
08/26/2024	Coupon	17275RBR2	290,000.00	CISCO SYSTEMS INC 4.85 02/26/2029		7,032.50	7,032.50
08/26/2024	Coupon	3137FJY60	1,000,000.00	FHMS K-1508 A2 3.9 12/25/2030		3,250.00	3,250.00
08/26/2024	Coupon	3137FLYV0	1,000,000.00	FHMS K-092 A2 3.298 04/25/2029		2,748.33	2,748.33

CASH FLOW REPORT



Trindel Insurance Fund | Account #10210 | As of June 30, 2024

Payment Date	Transaction Type	CUSIP	Quantity	Security Description	Principal Amount	Income	Total Amount
08/26/2024	Coupon	3137FMCR1	750,000.00	FHMS K-093 A2 2.982 05/25/2029		1,863.75	1,863.75
08/26/2024	Coupon	3137FNAE0	810,000.00	FHMS K-095 A2 2.785 06/25/2029		1,879.88	1,879.88
08/26/2024	Coupon	3137FNB82	1,000,000.00	FHMS K-096 A2 2.519 07/25/2029		2,099.17	2,099.17
08/26/2024	Coupon	3137H8U90	1,000,000.00	FHMS K-148 A2 3.5 07/25/2032		2,916.67	2,916.67
08/26/2024	Coupon	3137H9JG5	1,000,000.00	FHMS K-151 A2 3.8 10/25/2032		3,166.67	3,166.67
08/26/2024	Coupon	3137H9M89	800,000.00	FHMS K-152 A2 3.78 11/25/2032		2,520.00	2,520.00
08/26/2024	Coupon	3137HA4B9	1,000,000.00	FHMS K-751 A2 4.412 03/25/2030		3,676.67	3,676.67
08/26/2024	Coupon	3137HAAG1	500,000.00	FHMS K-157 A2 4.2 05/25/2033		1,750.00	1,750.00
08/27/2024	Coupon	14913UAJ9	500,000.00	CATERPILLAR FINANCIAL SERVICES CORP 4.85 02/27/2029		12,125.00	12,125.00
August 2024 Total					268,513.98	144,880.49	413,394.47
SEPTEMBER 2024							
09/03/2024	Coupon	74456QBX3	650,000.00	PUBLIC SERVICE ELECTRIC AND GAS CO 3.65 09/01/2028		11,862.50	11,862.50
09/03/2024	Coupon	9128284Z0	1,100,000.00	UNITED STATES TREASURY 2.75 08/31/2025		15,125.00	15,125.00
09/03/2024	Coupon	912828YE4	1,000,000.00	UNITED STATES TREASURY 1.25 08/31/2024		6,250.00	6,250.00
09/03/2024	Final Maturity	912828YE4	1,000,000.00	UNITED STATES TREASURY 1.25 08/31/2024	1,000,000.00		1,000,000.00
09/03/2024	Coupon	91282CFJ5	1,000,000.00	UNITED STATES TREASURY 3.125 08/31/2029		15,625.00	15,625.00
09/03/2024	Coupon	91282CGQ8	1,000,000.00	UNITED STATES TREASURY 4.0 02/28/2030		20,000.00	20,000.00
09/09/2024	Coupon	57636QAW4	330,000.00	MASTERCARD INC 4.875 03/09/2028		8,043.75	8,043.75
09/09/2024	Coupon	931142EW9	55,000.00	WALMART INC 3.9 09/09/2025		1,072.50	1,072.50
09/09/2024	Coupon	931142EX7	200,000.00	WALMART INC 3.95 09/09/2027		3,950.00	3,950.00
09/11/2024	Coupon	89236TLB9	250,000.00	TOYOTA MOTOR CREDIT CORP 5.25 09/11/2028		6,562.50	6,562.50
09/16/2024	Coupon	02582JIT8	385,000.00	AMXCA 2022-2 A 05/17/2027		1,087.63	1,087.63
09/16/2024	Coupon	02582JKD1	300,000.00	AMXCA 2023-3 A 5.23 09/15/2028		1,307.50	1,307.50
09/16/2024	Coupon	05522RDH8	450,000.00	BACCT 2023-2 A 4.98 11/16/2026		1,867.50	1,867.50
09/16/2024	Coupon	09290DAA9	700,000.00	BLACKROCK FUNDING INC 4.7 03/14/2029		16,450.00	16,450.00
09/16/2024	Coupon	362554AC1	42,707.77	GMCAR 2021-4 A3 0.68 09/16/2026		22.24	22.24
09/16/2024	Principal Paydown	362554AC1	42,707.77	GMCAR 2021-4 A3 0.68 09/16/2026	3,937.78		3,937.78
09/16/2024	Coupon	36265WAD5	54,298.21	GMCAR 2022-3 A3 3.64 04/16/2027		148.87	148.87
09/16/2024	Principal Paydown	36265WAD5	54,298.21	GMCAR 2022-3 A3 3.64 04/16/2027	3,610.65		3,610.65
09/16/2024	Coupon	36268GAD7	450,000.00	GMCAR 2024-1 A3 4.85 12/18/2028		1,818.75	1,818.75

CASH FLOW REPORT



Trindel Insurance Fund | Account #10210 | As of June 30, 2024

Payment Date	Transaction Type	CUSIP	Quantity	Security Description	Principal Amount	Income	Total Amount
09/16/2024	Coupon	380146AC4	44,161.03	GMCAR 2022-1 A3 1.26 11/16/2026		42.10	42.10
09/16/2024	Principal Paydown	380146AC4	44,161.03	GMCAR 2022-1 A3 1.26 11/16/2026	3,848.70		3,848.70
09/16/2024	Coupon	437076CR1	70,000.00	HOME DEPOT INC 4.0 09/15/2025		1,400.00	1,400.00
09/16/2024	Coupon	43815BAC4	130,327.97	HAROT 2022-1 A3 1.88 05/15/2026		184.90	184.90
09/16/2024	Principal Paydown	43815BAC4	130,327.97	HAROT 2022-1 A3 1.88 05/15/2026	11,993.01		11,993.01
09/16/2024	Coupon	44935FAD6	33,041.25	HART 2021-C A3 0.74 05/15/2026		17.61	17.61
09/16/2024	Principal Paydown	44935FAD6	33,041.25	HART 2021-C A3 0.74 05/15/2026	4,431.14		4,431.14
09/16/2024	Coupon	47787JAC2	89,999.02	JDOT 2022 A3 0.36 09/15/2026		155.77	155.77
09/16/2024	Principal Paydown	47787JAC2	89,999.02	JDOT 2022 A3 0.36 09/15/2026	7,483.56		7,483.56
09/16/2024	Coupon	47788UAC6	8,945.18	JDOT 2021 A3 0.36 09/15/2025		1.55	1.55
09/16/2024	Principal Paydown	47788UAC6	8,945.18	JDOT 2021 A3 0.36 09/15/2025	3,998.73		3,998.73
09/16/2024	Coupon	47789QAC4	47,129.75	JDOT 2021-B A3 0.52 03/16/2026		18.44	18.44
09/16/2024	Principal Paydown	47789QAC4	47,129.75	JDOT 2021-B A3 0.52 03/16/2026	4,587.70		4,587.70
09/16/2024	Coupon	47800AAC4	75,535.20	JDOT 2022-B A3 3.74 02/16/2027		224.05	224.05
09/16/2024	Principal Paydown	47800AAC4	75,535.20	JDOT 2022-B A3 3.74 02/16/2027	3,879.60		3,879.60
09/16/2024	Coupon	58770AAC7	145,000.00	MBART 2023-1 A3 4.51 11/15/2027		544.96	544.96
09/16/2024	Principal Paydown	58770AAC7	145,000.00	MBART 2023-1 A3 4.51 11/15/2027	232.12		232.12
09/16/2024	Coupon	63743HFJ6	650,000.00	NATIONAL RURAL UTILITIES COOPERATIVE FINANCE CORP 5.05 09/15/2028		16,412.50	16,412.50
09/16/2024	Coupon	74340XBX8	500,000.00	PROLOGIS LP 4.0 09/15/2028		10,000.00	10,000.00
09/17/2024	Coupon	931142ER0	110,000.00	WALMART INC 1.05 09/17/2026		577.50	577.50
09/18/2024	Coupon	437930AC4	185,000.00	HONDO-242-A3 5.27 11/20/2028		812.46	812.46
09/18/2024	Coupon	43815PAC3	57,970.48	HAROT 2022-2 A3 3.73 07/20/2026		165.39	165.39
09/18/2024	Principal Paydown	43815PAC3	57,970.48	HAROT 2022-2 A3 3.73 07/20/2026	4,351.41		4,351.41
09/20/2024	Coupon	92348KBG7	400,000.00	VZMT 2023-1 A 4.49 01/22/2029		1,496.67	1,496.67
09/23/2024	Coupon	3137EAEX3	300,000.00	FEDERAL HOME LOAN MORTGAGE CORP 0.375 09/23/2025		562.50	562.50
09/23/2024	Coupon	43815GAC3	55,940.55	HAROT 2021-4 A3 0.88 01/21/2026		32.48	32.48
09/23/2024	Principal Paydown	43815GAC3	55,940.55	HAROT 2021-4 A3 0.88 01/21/2026	5,593.12		5,593.12
09/23/2024	Coupon	4581X0DZ8	675,000.00	INTER-AMERICAN DEVELOPMENT BANK 0.5 09/23/2024		1,687.50	1,687.50

CASH FLOW REPORT



Trindel Insurance Fund | Account #10210 | As of June 30, 2024

Payment Date	Transaction Type	CUSIP	Quantity	Security Description	Principal Amount	Income	Total Amount
09/23/2024	Final Maturity	4581X0DZ8	675,000.00	INTER-AMERICAN DEVELOPMENT BANK 0.5 09/23/2024	675,000.00		675,000.00
09/25/2024	Coupon	3137FJY60	1,000,000.00	FHMS K-1508 A2 3.9 12/25/2030		3,250.00	3,250.00
09/25/2024	Coupon	3137FLYV0	1,000,000.00	FHMS K-092 A2 3.298 04/25/2029		2,748.33	2,748.33
09/25/2024	Coupon	3137FMCR1	750,000.00	FHMS K-093 A2 2.982 05/25/2029		1,863.75	1,863.75
09/25/2024	Coupon	3137FNAE0	810,000.00	FHMS K-095 A2 2.785 06/25/2029		1,879.88	1,879.88
09/25/2024	Coupon	3137FNB82	1,000,000.00	FHMS K-096 A2 2.519 07/25/2029		2,099.17	2,099.17
09/25/2024	Coupon	3137H8U90	1,000,000.00	FHMS K-148 A2 3.5 07/25/2032		2,916.67	2,916.67
09/25/2024	Coupon	3137H9JG5	1,000,000.00	FHMS K-151 A2 3.8 10/25/2032		3,166.67	3,166.67
09/25/2024	Coupon	3137H9M89	800,000.00	FHMS K-152 A2 3.78 11/25/2032		2,520.00	2,520.00
09/25/2024	Coupon	3137HA4B9	1,000,000.00	FHMS K-751 A2 4.412 03/25/2030		3,676.67	3,676.67
09/25/2024	Coupon	3137HAAG1	500,000.00	FHMS K-157 A2 4.2 05/25/2033		1,750.00	1,750.00
09/30/2024	Coupon	91282YG9	1,000,000.00	UNITED STATES TREASURY 1.625 09/30/2026		8,125.00	8,125.00
09/30/2024	Coupon	91282CEF4	1,025,000.00	UNITED STATES TREASURY 2.5 03/31/2027		12,812.50	12,812.50
09/30/2024	Coupon	91282CFM8	1,000,000.00	UNITED STATES TREASURY 4.125 09/30/2027		20,625.00	20,625.00
09/30/2024	Coupon	91282CGS4	1,000,000.00	UNITED STATES TREASURY 3.625 03/31/2030		18,125.00	18,125.00
September 2024 Total					1,732,947.52	231,088.73	1,964,036.26
OCTOBER 2024							
10/15/2024	Coupon	02582JIT8	385,000.00	AMXCA 2022-2 A 05/17/2027		1,087.63	1,087.63
10/15/2024	Coupon	02582JKD1	300,000.00	AMXCA 2023-3 A 5.23 09/15/2028		1,307.50	1,307.50
10/15/2024	Coupon	05522RDH8	450,000.00	BACCT 2023-2 A 4.98 11/16/2026		1,867.50	1,867.50
10/15/2024	Coupon	43815BAC4	130,327.97	HAROT 2022-1 A3 1.88 05/15/2026		166.11	166.11
10/15/2024	Principal Paydown	43815BAC4	130,327.97	HAROT 2022-1 A3 1.88 05/15/2026	11,511.68		11,511.68
10/15/2024	Coupon	44935FAD6	33,041.25	HART 2021-C A3 0.74 05/15/2026		14.88	14.88
10/15/2024	Principal Paydown	44935FAD6	33,041.25	HART 2021-C A3 0.74 05/15/2026	4,250.96		4,250.96
10/15/2024	Coupon	47787JAC2	89,999.02	JDOT 2022 A3 0.36 09/15/2026		141.30	141.30
10/15/2024	Principal Paydown	47787JAC2	89,999.02	JDOT 2022 A3 0.36 09/15/2026	8,277.64		8,277.64
10/15/2024	Coupon	47788UAC6	8,945.18	JDOT 2021 A3 0.36 09/15/2025		0.35	0.35
10/15/2024	Effective Maturity	47788UAC6	8,945.18	JDOT 2021 A3 0.36 09/15/2025	1,164.40		1,164.40
10/15/2024	Coupon	47789QAC4	47,129.75	JDOT 2021-B A3 0.52 03/16/2026		16.45	16.45
10/15/2024	Principal Paydown	47789QAC4	47,129.75	JDOT 2021-B A3 0.52 03/16/2026	4,813.12		4,813.12

CASH FLOW REPORT



Trindel Insurance Fund | Account #10210 | As of June 30, 2024

Payment Date	Transaction Type	CUSIP	Quantity	Security Description	Principal Amount	Income	Total Amount
10/15/2024	Coupon	47800AAC4	75,535.20	JDOT 2022-B A3 3.74 02/16/2027		211.96	211.96
10/15/2024	Principal Paydown	47800AAC4	75,535.20	JDOT 2022-B A3 3.74 02/16/2027	4,391.25		4,391.25
10/15/2024	Coupon	58770AAC7	145,000.00	MBART 2023-1 A3 4.51 11/15/2027		544.09	544.09
10/15/2024	Principal Paydown	58770AAC7	145,000.00	MBART 2023-1 A3 4.51 11/15/2027	7,764.10		7,764.10
10/15/2024	Coupon	931142FB4	400,000.00	WALMART INC 3.9 04/15/2028		7,800.00	7,800.00
10/16/2024	Coupon	362554AC1	42,707.77	GMCAR 2021-4 A3 0.68 09/16/2026		20.01	20.01
10/16/2024	Principal Paydown	362554AC1	42,707.77	GMCAR 2021-4 A3 0.68 09/16/2026	3,787.38		3,787.38
10/16/2024	Coupon	36265WAD5	54,298.21	GMCAR 2022-3 A3 3.64 04/16/2027		137.92	137.92
10/16/2024	Principal Paydown	36265WAD5	54,298.21	GMCAR 2022-3 A3 3.64 04/16/2027	3,447.57		3,447.57
10/16/2024	Coupon	36268GAD7	450,000.00	GMCAR 2024-1 A3 4.85 12/18/2028		1,818.75	1,818.75
10/16/2024	Coupon	380146AC4	44,161.03	GMCAR 2022-1 A3 1.26 11/16/2026		38.05	38.05
10/16/2024	Principal Paydown	380146AC4	44,161.03	GMCAR 2022-1 A3 1.26 11/16/2026	3,694.15		3,694.15
10/16/2024	Coupon	45950KCR9	400,000.00	INTERNATIONAL FINANCE CORP 1.375 10/16/2024		2,750.00	2,750.00
10/16/2024	Final Maturity	45950KCR9	400,000.00	INTERNATIONAL FINANCE CORP 1.375 10/16/2024	400,000.00		400,000.00
10/18/2024	Coupon	437930AC4	185,000.00	HONDO-242-A3 5.27 11/20/2028		812.46	812.46
10/18/2024	Coupon	43815PAC3	57,970.48	HAROT 2022-2 A3 3.73 07/20/2026		151.87	151.87
10/18/2024	Principal Paydown	43815PAC3	57,970.48	HAROT 2022-2 A3 3.73 07/20/2026	4,185.91		4,185.91
10/21/2024	Coupon	43815GAC3	55,940.55	HAROT 2021-4 A3 0.88 01/21/2026		28.38	28.38
10/21/2024	Principal Paydown	43815GAC3	55,940.55	HAROT 2021-4 A3 0.88 01/21/2026	5,387.29		5,387.29
10/21/2024	Coupon	92348KBG7	400,000.00	VZMT 2023-1 A 4.49 01/22/2029		1,496.67	1,496.67
10/23/2024	Coupon	46647PAR7	500,000.00	JPMORGAN CHASE & CO 4.005 04/23/2029		10,012.50	10,012.50
10/25/2024	Coupon	06051GLG2	350,000.00	BANK OF AMERICA CORP 5.202 04/25/2029		9,103.50	9,103.50
10/25/2024	Coupon	06406RBC0	385,000.00	BANK OF NEW YORK MELLON CORP 3.35 04/25/2025		6,448.75	6,448.75
10/25/2024	Coupon	3137FJY60	1,000,000.00	FHMS K-1508 A2 3.9 12/25/2030		3,250.00	3,250.00
10/25/2024	Coupon	3137FLYV0	1,000,000.00	FHMS K-092 A2 3.298 04/25/2029		2,748.33	2,748.33
10/25/2024	Coupon	3137FMCR1	750,000.00	FHMS K-093 A2 2.982 05/25/2029		1,863.75	1,863.75
10/25/2024	Coupon	3137FNAE0	810,000.00	FHMS K-095 A2 2.785 06/25/2029		1,879.88	1,879.88
10/25/2024	Coupon	3137FNB82	1,000,000.00	FHMS K-096 A2 2.519 07/25/2029		2,099.17	2,099.17
10/25/2024	Coupon	3137H8U90	1,000,000.00	FHMS K-148 A2 3.5 07/25/2032		2,916.67	2,916.67

CASH FLOW REPORT



Trindel Insurance Fund | Account #10210 | As of June 30, 2024

Payment Date	Transaction Type	CUSIP	Quantity	Security Description	Principal Amount	Income	Total Amount
10/25/2024	Coupon	3137H9JG5	1,000,000.00	FHMS K-151 A2 3.8 10/25/2032		3,166.67	3,166.67
10/25/2024	Coupon	3137H9M89	800,000.00	FHMS K-152 A2 3.78 11/25/2032		2,520.00	2,520.00
10/25/2024	Coupon	3137HA4B9	1,000,000.00	FHMS K-751 A2 4.412 03/25/2030		3,676.67	3,676.67
10/25/2024	Coupon	3137HAAG1	500,000.00	FHMS K-157 A2 4.2 05/25/2033		1,750.00	1,750.00
10/31/2024	Coupon	91282CFT3	1,000,000.00	UNITED STATES TREASURY 4.0 10/31/2029		20,000.00	20,000.00
10/31/2024	Coupon	91282CFU0	500,000.00	UNITED STATES TREASURY 4.125 10/31/2027		10,312.50	10,312.50
10/31/2024	Coupon	91282CGZ8	800,000.00	UNITED STATES TREASURY 3.5 04/30/2030		14,000.00	14,000.00
10/31/2024	Coupon	91282CKN0	950,000.00	UNITED STATES TREASURY 4.625 04/30/2031		21,968.75	21,968.75
October 2024 Total					462,675.46	138,128.99	600,804.45
NOVEMBER 2024							
11/01/2024	Coupon	74460DAD1	500,000.00	PUBLIC STORAGE OPERATING CO 3.385 05/01/2029		8,462.50	8,462.50
11/08/2024	Coupon	69371RR57	350,000.00	PACCAR FINANCIAL CORP 0.9 11/08/2024		1,575.00	1,575.00
11/08/2024	Final Maturity	69371RR57	350,000.00	PACCAR FINANCIAL CORP 0.9 11/08/2024	350,000.00		350,000.00
11/15/2024	Coupon	02582JIT8	385,000.00	AMXCA 2022-2 A 05/17/2027		1,087.63	1,087.63
11/15/2024	Coupon	02582JKD1	300,000.00	AMXCA 2023-3 A 5.23 09/15/2028		1,307.50	1,307.50
11/15/2024	Coupon	05522RDH8	450,000.00	BACCT 2023-2 A 4.98 11/16/2026		1,867.50	1,867.50
11/15/2024	Coupon	26442CAX2	625,000.00	DUKE ENERGY CAROLINAS LLC 3.95 11/15/2028		12,343.75	12,343.75
11/15/2024	Coupon	341081GN1	650,000.00	FLORIDA POWER & LIGHT CO 4.4 05/15/2028		14,300.00	14,300.00
11/15/2024	Coupon	43815BAC4	130,327.97	HAROT 2022-1 A3 1.88 05/15/2026		148.08	148.08
11/15/2024	Principal Paydown	43815BAC4	130,327.97	HAROT 2022-1 A3 1.88 05/15/2026	10,578.07		10,578.07
11/15/2024	Coupon	44935FAD6	33,041.25	HART 2021-C A3 0.74 05/15/2026		12.26	12.26
11/15/2024	Principal Paydown	44935FAD6	33,041.25	HART 2021-C A3 0.74 05/15/2026	4,143.59		4,143.59
11/15/2024	Coupon	47787JAC2	89,999.02	JDOT 2022 A3 0.36 09/15/2026		125.29	125.29
11/15/2024	Principal Paydown	47787JAC2	89,999.02	JDOT 2022 A3 0.36 09/15/2026	8,874.80		8,874.80
11/15/2024	Coupon	47789QAC4	47,129.75	JDOT 2021-B A3 0.52 03/16/2026		14.36	14.36
11/15/2024	Principal Paydown	47789QAC4	47,129.75	JDOT 2021-B A3 0.52 03/16/2026	5,716.83		5,716.83
11/15/2024	Coupon	47800AAC4	75,535.20	JDOT 2022-B A3 3.74 02/16/2027		198.27	198.27
11/15/2024	Principal Paydown	47800AAC4	75,535.20	JDOT 2022-B A3 3.74 02/16/2027	4,551.24		4,551.24
11/15/2024	Coupon	58770AAC7	145,000.00	MBART 2023-1 A3 4.51 11/15/2027		514.91	514.91

CASH FLOW REPORT



Trindel Insurance Fund | Account #10210 | As of June 30, 2024

Payment Date	Transaction Type	CUSIP	Quantity	Security Description	Principal Amount	Income	Total Amount
11/15/2024	Principal Paydown	58770AAC7	145,000.00	MBART 2023-1 A3 4.51 11/15/2027	7,579.61		7,579.61
11/15/2024	Coupon	912828M56	1,200,000.00	UNITED STATES TREASURY 2.25 11/15/2025		13,500.00	13,500.00
11/15/2024	Coupon	912828R36	1,200,000.00	UNITED STATES TREASURY 1.625 05/15/2026		9,750.00	9,750.00
11/15/2024	Coupon	912828U24	1,000,000.00	UNITED STATES TREASURY 2.0 11/15/2026		10,000.00	10,000.00
11/15/2024	Coupon	912828X88	1,000,000.00	UNITED STATES TREASURY 2.375 05/15/2027		11,875.00	11,875.00
11/15/2024	Coupon	91282CFV8	1,000,000.00	UNITED STATES TREASURY 4.125 11/15/2032		20,625.00	20,625.00
11/15/2024	Coupon	91324PEG3	600,000.00	UNITEDHEALTH GROUP INC 3.7 05/15/2027		11,100.00	11,100.00
11/18/2024	Coupon	362554AC1	42,707.77	GMCAR 2021-4 A3 0.68 09/16/2026		17.86	17.86
11/18/2024	Principal Paydown	362554AC1	42,707.77	GMCAR 2021-4 A3 0.68 09/16/2026	3,700.47		3,700.47
11/18/2024	Coupon	36265WAD5	54,298.21	GMCAR 2022-3 A3 3.64 04/16/2027		127.46	127.46
11/18/2024	Principal Paydown	36265WAD5	54,298.21	GMCAR 2022-3 A3 3.64 04/16/2027	3,363.10		3,363.10
11/18/2024	Coupon	36268GAD7	450,000.00	GMCAR 2024-1 A3 4.85 12/18/2028		1,818.75	1,818.75
11/18/2024	Coupon	380146AC4	44,161.03	GMCAR 2022-1 A3 1.26 11/16/2026		34.18	34.18
11/18/2024	Principal Paydown	380146AC4	44,161.03	GMCAR 2022-1 A3 1.26 11/16/2026	3,609.08		3,609.08
11/18/2024	Coupon	437930AC4	185,000.00	HONDO-242-A3 5.27 11/20/2028		812.46	812.46
11/18/2024	Coupon	43815PAC3	57,970.48	HAROT 2022-2 A3 3.73 07/20/2026		138.86	138.86
11/18/2024	Principal Paydown	43815PAC3	57,970.48	HAROT 2022-2 A3 3.73 07/20/2026	4,083.23		4,083.23
11/20/2024	Coupon	92348KBG7	400,000.00	VZMT 2023-1 A 4.49 01/22/2029		1,496.67	1,496.67
11/21/2024	Coupon	43815GAC3	55,940.55	HAROT 2021-4 A3 0.88 01/21/2026		24.43	24.43
11/21/2024	Principal Paydown	43815GAC3	55,940.55	HAROT 2021-4 A3 0.88 01/21/2026	5,243.58		5,243.58
11/25/2024	Coupon	3137FYJ60	1,000,000.00	FHMS K-1508 A2 3.9 12/25/2030		3,250.00	3,250.00
11/25/2024	Coupon	3137FLYV0	1,000,000.00	FHMS K-092 A2 3.298 04/25/2029		2,748.33	2,748.33
11/25/2024	Coupon	3137FMCR1	750,000.00	FHMS K-093 A2 2.982 05/25/2029		1,863.75	1,863.75
11/25/2024	Coupon	3137FNAE0	810,000.00	FHMS K-095 A2 2.785 06/25/2029		1,879.88	1,879.88
11/25/2024	Coupon	3137FNB82	1,000,000.00	FHMS K-096 A2 2.519 07/25/2029		2,099.17	2,099.17
11/25/2024	Coupon	3137H8U90	1,000,000.00	FHMS K-148 A2 3.5 07/25/2032		2,916.67	2,916.67
11/25/2024	Coupon	3137H9JG5	1,000,000.00	FHMS K-151 A2 3.8 10/25/2032		3,166.67	3,166.67
11/25/2024	Coupon	3137H9M89	800,000.00	FHMS K-152 A2 3.78 11/25/2032		2,520.00	2,520.00
11/25/2024	Coupon	3137HA4B9	1,000,000.00	FHMS K-751 A2 4.412 03/25/2030		3,676.67	3,676.67
11/25/2024	Coupon	3137HAAG1	500,000.00	FHMS K-157 A2 4.2 05/25/2033		1,750.00	1,750.00
November 2024							
Total					411,443.59	149,148.83	560,592.43

CASH FLOW REPORT



Trindel Insurance Fund | Account #10210 | As of June 30, 2024

Payment Date	Transaction Type	CUSIP	Quantity	Security Description	Principal Amount	Income	Total Amount
DECEMBER 2024							
12/02/2024	Coupon	023135CN4	535,000.00	AMAZON.COM INC 4.6 12/01/2025		12,305.00	12,305.00
12/02/2024	Coupon	912828YV6	1,125,000.00	UNITED STATES TREASURY 1.5 11/30/2024		8,437.50	8,437.50
12/02/2024	Final Maturity	912828YV6	1,125,000.00	UNITED STATES TREASURY 1.5 11/30/2024	1,125,000.00		1,125,000.00
12/02/2024	Coupon	912828ZT0	1,250,000.00	UNITED STATES TREASURY 0.25 05/31/2025		1,562.50	1,562.50
12/02/2024	Coupon	91282CHF1	1,000,000.00	UNITED STATES TREASURY 3.75 05/31/2030		18,750.00	18,750.00
12/16/2024	Coupon	02582JIT8	385,000.00	AMXCA 2022-2 A 05/17/2027		1,087.63	1,087.63
12/16/2024	Coupon	02582JKD1	300,000.00	AMXCA 2023-3 A 5.23 09/15/2028		1,307.50	1,307.50
12/16/2024	Coupon	05522RDH8	450,000.00	BACCT 2023-2 A 4.98 11/16/2026		1,867.50	1,867.50
12/16/2024	Coupon	362554AC1	42,707.77	GMCAR 2021-4 A3 0.68 09/16/2026		15.77	15.77
12/16/2024	Principal Paydown	362554AC1	42,707.77	GMCAR 2021-4 A3 0.68 09/16/2026	3,525.10		3,525.10
12/16/2024	Coupon	36265WAD5	54,298.21	GMCAR 2022-3 A3 3.64 04/16/2027		117.26	117.26
12/16/2024	Principal Paydown	36265WAD5	54,298.21	GMCAR 2022-3 A3 3.64 04/16/2027	3,167.21		3,167.21
12/16/2024	Coupon	36268GAD7	450,000.00	GMCAR 2024-1 A3 4.85 12/18/2028		1,818.75	1,818.75
12/16/2024	Coupon	380146AC4	44,161.03	GMCAR 2022-1 A3 1.26 11/16/2026		30.39	30.39
12/16/2024	Principal Paydown	380146AC4	44,161.03	GMCAR 2022-1 A3 1.26 11/16/2026	3,421.40		3,421.40
12/16/2024	Coupon	43815BAC4	130,327.97	HAROT 2022-1 A3 1.88 05/15/2026		131.51	131.51
12/16/2024	Principal Paydown	43815BAC4	130,327.97	HAROT 2022-1 A3 1.88 05/15/2026	10,054.46		10,054.46
12/16/2024	Coupon	44935FAD6	33,041.25	HART 2021-C A3 0.74 05/15/2026		9.70	9.70
12/16/2024	Principal Paydown	44935FAD6	33,041.25	HART 2021-C A3 0.74 05/15/2026	3,940.79		3,940.79
12/16/2024	Coupon	47787JAC2	89,999.02	JDOT 2022 A3 0.36 09/15/2026		108.14	108.14
12/16/2024	Principal Paydown	47787JAC2	89,999.02	JDOT 2022 A3 0.36 09/15/2026	6,331.61		6,331.61
12/16/2024	Coupon	47789QAC4	47,129.75	JDOT 2021-B A3 0.52 03/16/2026		11.89	11.89
12/16/2024	Principal Paydown	47789QAC4	47,129.75	JDOT 2021-B A3 0.52 03/16/2026	4,084.33		4,084.33
12/16/2024	Coupon	47800AAC4	75,535.20	JDOT 2022-B A3 3.74 02/16/2027		184.09	184.09
12/16/2024	Principal Paydown	47800AAC4	75,535.20	JDOT 2022-B A3 3.74 02/16/2027	3,602.93		3,602.93
12/16/2024	Coupon	58770AAC7	145,000.00	MBART 2023-1 A3 4.51 11/15/2027		486.42	486.42
12/16/2024	Principal Paydown	58770AAC7	145,000.00	MBART 2023-1 A3 4.51 11/15/2027	7,137.47		7,137.47
12/16/2024	Coupon	63743HFE7	130,000.00	NATIONAL RURAL UTILITIES COOPERATIVE FINANCE CORP 3.45 06/15/2025		2,242.50	2,242.50
12/16/2024	Coupon	74340XCG4	285,000.00	PROLOGIS LP 4.875 06/15/2028		6,946.88	6,946.88
12/16/2024	Coupon	756109BS2	500,000.00	REALTY INCOME CORP 4.7 12/15/2028		11,750.00	11,750.00

CASH FLOW REPORT



Trindel Insurance Fund | Account #10210 | As of June 30, 2024

Payment Date	Transaction Type	CUSIP	Quantity	Security Description	Principal Amount	Income	Total Amount
12/18/2024	Coupon	437930AC4	185,000.00	HONDO-242-A3 5.27 11/20/2028		812.46	812.46
12/18/2024	Coupon	43815PAC3	57,970.48	HAROT 2022-2 A3 3.73 07/20/2026		126.16	126.16
12/18/2024	Principal Paydown	43815PAC3	57,970.48	HAROT 2022-2 A3 3.73 07/20/2026	3,894.00		3,894.00
12/20/2024	Coupon	92348KBG7	400,000.00	VZMT 2023-1 A 4.49 01/22/2029		1,496.67	1,496.67
12/23/2024	Coupon	43815GAC3	55,940.55	HAROT 2021-4 A3 0.88 01/21/2026		20.58	20.58
12/23/2024	Principal Paydown	43815GAC3	55,940.55	HAROT 2021-4 A3 0.88 01/21/2026	5,011.55		5,011.55
12/25/2024	Coupon	3137FJY60	1,000,000.00	FHMS K-1508 A2 3.9 12/25/2030		3,250.00	3,250.00
12/25/2024	Coupon	3137FLYV0	1,000,000.00	FHMS K-092 A2 3.298 04/25/2029		2,748.33	2,748.33
12/25/2024	Coupon	3137FMCR1	750,000.00	FHMS K-093 A2 2.982 05/25/2029		1,863.75	1,863.75
12/25/2024	Coupon	3137FNAE0	810,000.00	FHMS K-095 A2 2.785 06/25/2029		1,879.88	1,879.88
12/25/2024	Coupon	3137FNB82	1,000,000.00	FHMS K-096 A2 2.519 07/25/2029		2,099.17	2,099.17
12/25/2024	Coupon	3137H8U90	1,000,000.00	FHMS K-148 A2 3.5 07/25/2032		2,916.67	2,916.67
12/25/2024	Coupon	3137H9JG5	1,000,000.00	FHMS K-151 A2 3.8 10/25/2032		3,166.67	3,166.67
12/25/2024	Coupon	3137H9M89	800,000.00	FHMS K-152 A2 3.78 11/25/2032		2,520.00	2,520.00
12/25/2024	Coupon	3137HA4B9	1,000,000.00	FHMS K-751 A2 4.412 03/25/2030		3,676.67	3,676.67
12/25/2024	Coupon	3137HAAG1	500,000.00	FHMS K-157 A2 4.2 05/25/2033		1,750.00	1,750.00
12/26/2024	Coupon	437076DC3	600,000.00	HOME DEPOT INC 4.75 06/25/2029		14,250.00	14,250.00
12/31/2024	Coupon	91282CHJ3	650,000.00	UNITED STATES TREASURY 3.75 06/30/2030		12,187.50	12,187.50
December 2024							
Total					1,179,170.84	123,935.40	1,303,106.24
JANUARY 2025							
01/06/2025	Coupon	3133ENKS8	320,000.00	FEDERAL FARM CREDIT BANKS FUNDING CORP 1.125 01/06/2025		1,800.00	1,800.00
01/06/2025	Final Maturity	3133ENKS8	320,000.00	FEDERAL FARM CREDIT BANKS FUNDING CORP 1.125 01/06/2025	320,000.00		320,000.00
01/07/2025	Coupon	3135G0X24	625,000.00	FEDERAL NATIONAL MORTGAGE ASSOCIATION 1.625 01/07/2025		5,078.13	5,078.13
01/07/2025	Final Maturity	3135G0X24	625,000.00	FEDERAL NATIONAL MORTGAGE ASSOCIATION 1.625 01/07/2025	625,000.00		625,000.00
01/15/2025	Coupon	02582JIT8	385,000.00	AMXCA 2022-2 A 05/17/2027		1,087.63	1,087.63
01/15/2025	Coupon	02582JKD1	300,000.00	AMXCA 2023-3 A 5.23 09/15/2028		1,307.50	1,307.50
01/15/2025	Coupon	05522RDH8	450,000.00	BACCT 2023-2 A 4.98 11/16/2026		1,867.50	1,867.50
01/15/2025	Coupon	43815BAC4	130,327.97	HAROT 2022-1 A3 1.88 05/15/2026		115.75	115.75

CASH FLOW REPORT



Trindel Insurance Fund | Account #10210 | As of June 30, 2024

Payment Date	Transaction Type	CUSIP	Quantity	Security Description	Principal Amount	Income	Total Amount
01/15/2025	Principal Paydown	43815BAC4	130,327.97	HAROT 2022-1 A3 1.88 05/15/2026	9,795.83		9,795.83
01/15/2025	Coupon	44935FAD6	33,041.25	HART 2021-C A3 0.74 05/15/2026		7.27	7.27
01/15/2025	Principal Paydown	44935FAD6	33,041.25	HART 2021-C A3 0.74 05/15/2026	3,854.16		3,854.16
01/15/2025	Coupon	47787JAC2	89,999.02	JDOT 2022 A3 0.36 09/15/2026		95.90	95.90
01/15/2025	Principal Paydown	47787JAC2	89,999.02	JDOT 2022 A3 0.36 09/15/2026	7,427.39		7,427.39
01/15/2025	Coupon	47789QAC4	47,129.75	JDOT 2021-B A3 0.52 03/16/2026		10.12	10.12
01/15/2025	Principal Paydown	47789QAC4	47,129.75	JDOT 2021-B A3 0.52 03/16/2026	7,375.98		7,375.98
01/15/2025	Coupon	47800AAC4	75,535.20	JDOT 2022-B A3 3.74 02/16/2027		172.86	172.86
01/15/2025	Principal Paydown	47800AAC4	75,535.20	JDOT 2022-B A3 3.74 02/16/2027	5,591.36		5,591.36
01/15/2025	Coupon	58770AAC7	145,000.00	MBART 2023-1 A3 4.51 11/15/2027		459.59	459.59
01/15/2025	Principal Paydown	58770AAC7	145,000.00	MBART 2023-1 A3 4.51 11/15/2027	6,994.89		6,994.89
01/16/2025	Coupon	24422EXH7	500,000.00	JOHN DEERE CAPITAL CORP 4.5 01/16/2029		11,250.00	11,250.00
01/16/2025	Coupon	362554AC1	42,707.77	GMCAR 2021-4 A3 0.68 09/16/2026		13.77	13.77
01/16/2025	Principal Paydown	362554AC1	42,707.77	GMCAR 2021-4 A3 0.68 09/16/2026	3,458.36		3,458.36
01/16/2025	Coupon	36265WAD5	54,298.21	GMCAR 2022-3 A3 3.64 04/16/2027		107.65	107.65
01/16/2025	Principal Paydown	36265WAD5	54,298.21	GMCAR 2022-3 A3 3.64 04/16/2027	3,100.90		3,100.90
01/16/2025	Coupon	36268GAD7	450,000.00	GMCAR 2024-1 A3 4.85 12/18/2028		1,818.75	1,818.75
01/16/2025	Coupon	380146AC4	44,161.03	GMCAR 2022-1 A3 1.26 11/16/2026		26.79	26.79
01/16/2025	Principal Paydown	380146AC4	44,161.03	GMCAR 2022-1 A3 1.26 11/16/2026	3,359.24		3,359.24
01/17/2025	Coupon	61747YET8	115,000.00	MORGAN STANLEY 4.679 07/17/2026		2,690.43	2,690.43
01/20/2025	Coupon	437930AC4	185,000.00	HONDO-242-A3 5.27 11/20/2028		812.46	812.46
01/20/2025	Coupon	43815PAC3	57,970.48	HAROT 2022-2 A3 3.73 07/20/2026		114.06	114.06
01/20/2025	Principal Paydown	43815PAC3	57,970.48	HAROT 2022-2 A3 3.73 07/20/2026	3,814.77		3,814.77
01/20/2025	Coupon	92348KBG7	400,000.00	VZMT 2023-1 A 4.49 01/22/2029		1,496.67	1,496.67
01/21/2025	Coupon	06051GLE7	550,000.00	BANK OF AMERICA CORP 5.08 01/20/2027		13,970.00	13,970.00
01/21/2025	Coupon	43815GAC3	55,940.55	HAROT 2021-4 A3 0.88 01/21/2026		16.91	16.91
01/21/2025	Principal Paydown	43815GAC3	55,940.55	HAROT 2021-4 A3 0.88 01/21/2026	4,893.04		4,893.04
01/23/2025	Coupon	46647PAM8	500,000.00	JPMORGAN CHASE & CO 3.509 01/23/2029		8,772.50	8,772.50
01/27/2025	Coupon	3137FJY60	1,000,000.00	FHMS K-1508 A2 3.9 12/25/2030		3,250.00	3,250.00
01/27/2025	Coupon	3137FLYV0	1,000,000.00	FHMS K-092 A2 3.298 04/25/2029		2,748.33	2,748.33
01/27/2025	Coupon	3137FMCR1	750,000.00	FHMS K-093 A2 2.982 05/25/2029		1,863.75	1,863.75
01/27/2025	Coupon	3137FNAE0	810,000.00	FHMS K-095 A2 2.785 06/25/2029		1,879.88	1,879.88

CASH FLOW REPORT



Trindel Insurance Fund | Account #10210 | As of June 30, 2024

Payment Date	Transaction Type	CUSIP	Quantity	Security Description	Principal Amount	Income	Total Amount
01/27/2025	Coupon	3137FNB82	1,000,000.00	FHMS K-096 A2 2.519 07/25/2029		2,099.17	2,099.17
01/27/2025	Coupon	3137H8U90	1,000,000.00	FHMS K-148 A2 3.5 07/25/2032		2,916.67	2,916.67
01/27/2025	Coupon	3137H9JG5	1,000,000.00	FHMS K-151 A2 3.8 10/25/2032		3,166.67	3,166.67
01/27/2025	Coupon	3137H9M89	800,000.00	FHMS K-152 A2 3.78 11/25/2032		2,520.00	2,520.00
01/27/2025	Coupon	3137HA4B9	1,000,000.00	FHMS K-751 A2 4.412 03/25/2030		3,676.67	3,676.67
01/27/2025	Coupon	3137HAAG1	500,000.00	FHMS K-157 A2 4.2 05/25/2033		1,750.00	1,750.00
01/31/2025	Coupon	91282CGJ4	1,000,000.00	UNITED STATES TREASURY 3.5 01/31/2030		17,500.00	17,500.00
01/31/2025	Coupon	91282CHR5	2,000,000.00	UNITED STATES TREASURY 4.0 07/31/2030		40,000.00	40,000.00
January 2025 Total					1,004,665.93	136,463.35	1,141,129.28
FEBRUARY 2025							
02/03/2025	Coupon	61747YFA8	650,000.00	MORGAN STANLEY 5.123 02/01/2029		16,649.75	16,649.75
02/06/2025	Coupon	857477BR3	145,000.00	STATE STREET CORP 1.746 02/06/2026		1,265.85	1,265.85
02/06/2025	Effective Maturity	857477BR3	145,000.00	STATE STREET CORP 1.746 02/06/2026	145,000.00		145,000.00
02/10/2025	Coupon	532457CK2	405,000.00	ELI LILLY AND CO 4.5 02/09/2029		9,112.50	9,112.50
02/12/2025	Coupon	3137EAEP0	625,000.00	FEDERAL HOME LOAN MORTGAGE CORP 1.5 02/12/2025		4,687.50	4,687.50
02/12/2025	Final Maturity	3137EAEP0	625,000.00	FEDERAL HOME LOAN MORTGAGE CORP 1.5 02/12/2025	625,000.00		625,000.00
02/17/2025	Coupon	362554AC1	42,707.77	GMCAR 2021-4 A3 0.68 09/16/2026		11.81	11.81
02/17/2025	Principal Paydown	362554AC1	42,707.77	GMCAR 2021-4 A3 0.68 09/16/2026	3,408.82		3,408.82
02/17/2025	Coupon	36265WAD5	54,298.21	GMCAR 2022-3 A3 3.64 04/16/2027		98.25	98.25
02/17/2025	Principal Paydown	36265WAD5	54,298.21	GMCAR 2022-3 A3 3.64 04/16/2027	3,056.41		3,056.41
02/17/2025	Coupon	36268GAD7	450,000.00	GMCAR 2024-1 A3 4.85 12/18/2028		1,818.75	1,818.75
02/17/2025	Coupon	380146AC4	44,161.03	GMCAR 2022-1 A3 1.26 11/16/2026		23.27	23.27
02/17/2025	Principal Paydown	380146AC4	44,161.03	GMCAR 2022-1 A3 1.26 11/16/2026	3,314.59		3,314.59
02/17/2025	Coupon	43815BAC4	130,327.97	HAROT 2022-1 A3 1.88 05/15/2026		100.41	100.41
02/17/2025	Principal Paydown	43815BAC4	130,327.97	HAROT 2022-1 A3 1.88 05/15/2026	9,587.27		9,587.27
02/17/2025	Coupon	44935FAD6	33,041.25	HART 2021-C A3 0.74 05/15/2026		4.90	4.90
02/17/2025	Principal Paydown	44935FAD6	33,041.25	HART 2021-C A3 0.74 05/15/2026	3,786.44		3,786.44
02/17/2025	Coupon	47787JAC2	89,999.02	JDOT 2022 A3 0.36 09/15/2026		81.54	81.54
02/17/2025	Principal Paydown	47787JAC2	89,999.02	JDOT 2022 A3 0.36 09/15/2026	5,618.58		5,618.58
02/17/2025	Coupon	47789QAC4	47,129.75	JDOT 2021-B A3 0.52 03/16/2026		6.92	6.92

CASH FLOW REPORT



Trindel Insurance Fund | Account #10210 | As of June 30, 2024

Payment Date	Transaction Type	CUSIP	Quantity	Security Description	Principal Amount	Income	Total Amount
02/17/2025	Principal Paydown	47789QAC4	47,129.75	JDOT 2021-B A3 0.52 03/16/2026	6,539.14		6,539.14
02/17/2025	Coupon	47800AAC4	75,535.20	JDOT 2022-B A3 3.74 02/16/2027		155.43	155.43
02/17/2025	Principal Paydown	47800AAC4	75,535.20	JDOT 2022-B A3 3.74 02/16/2027	4,652.00		4,652.00
02/17/2025	Coupon	58770AAC7	145,000.00	MBART 2023-1 A3 4.51 11/15/2027		433.31	433.31
02/17/2025	Principal Paydown	58770AAC7	145,000.00	MBART 2023-1 A3 4.51 11/15/2027	6,902.42		6,902.42
02/18/2025	Coupon	02582JIT8	385,000.00	AMXCA 2022-2 A 05/17/2027		1,087.63	1,087.63
02/18/2025	Coupon	02582JKD1	300,000.00	AMXCA 2023-3 A 5.23 09/15/2028		1,307.50	1,307.50
02/18/2025	Coupon	05522RDH8	450,000.00	BACCT 2023-2 A 4.98 11/16/2026		1,867.50	1,867.50
02/18/2025	Coupon	437930AC4	185,000.00	HONDO-242-A3 5.27 11/20/2028		812.46	812.46
02/18/2025	Coupon	43815PAC3	57,970.48	HAROT 2022-2 A3 3.73 07/20/2026		102.20	102.20
02/18/2025	Principal Paydown	43815PAC3	57,970.48	HAROT 2022-2 A3 3.73 07/20/2026	3,750.33		3,750.33
02/18/2025	Coupon	91282CGM7	1,430,000.00	UNITED STATES TREASURY 3.5 02/15/2033		25,025.00	25,025.00
02/18/2025	Coupon	91282CHT1	1,680,000.00	UNITED STATES TREASURY 3.875 08/15/2033		32,550.00	32,550.00
02/20/2025	Coupon	92348KBG7	400,000.00	VZMT 2023-1 A 4.49 01/22/2029		1,496.67	1,496.67
02/21/2025	Coupon	43815GAC3	55,940.55	HAROT 2021-4 A3 0.88 01/21/2026		13.32	13.32
02/21/2025	Principal Paydown	43815GAC3	55,940.55	HAROT 2021-4 A3 0.88 01/21/2026	4,792.36		4,792.36
02/25/2025	Coupon	3137FYJ60	1,000,000.00	FHMS K-1508 A2 3.9 12/25/2030		3,250.00	3,250.00
02/25/2025	Coupon	3137FLYV0	1,000,000.00	FHMS K-092 A2 3.298 04/25/2029		2,748.33	2,748.33
02/25/2025	Coupon	3137FMCR1	750,000.00	FHMS K-093 A2 2.982 05/25/2029		1,863.75	1,863.75
02/25/2025	Coupon	3137FNAE0	810,000.00	FHMS K-095 A2 2.785 06/25/2029		1,879.88	1,879.88
02/25/2025	Coupon	3137FNB82	1,000,000.00	FHMS K-096 A2 2.519 07/25/2029		2,099.17	2,099.17
02/25/2025	Coupon	3137H8U90	1,000,000.00	FHMS K-148 A2 3.5 07/25/2032		2,916.67	2,916.67
02/25/2025	Coupon	3137H9JG5	1,000,000.00	FHMS K-151 A2 3.8 10/25/2032		3,166.67	3,166.67
02/25/2025	Coupon	3137H9M89	800,000.00	FHMS K-152 A2 3.78 11/25/2032		2,520.00	2,520.00
02/25/2025	Coupon	3137HA4B9	1,000,000.00	FHMS K-751 A2 4.412 03/25/2030		3,676.67	3,676.67
02/25/2025	Coupon	3137HAAG1	500,000.00	FHMS K-157 A2 4.2 05/25/2033		1,750.00	1,750.00
02/26/2025	Coupon	17275RBR2	290,000.00	CISCO SYSTEMS INC 4.85 02/26/2029		7,032.50	7,032.50
02/27/2025	Coupon	14913UAJ9	500,000.00	CATERPILLAR FINANCIAL SERVICES CORP 4.85 02/27/2029		12,125.00	12,125.00
02/28/2025	Coupon	9128284Z0	1,100,000.00	UNITED STATES TREASURY 2.75 08/31/2025		15,125.00	15,125.00
02/28/2025	Coupon	91282CFJ5	1,000,000.00	UNITED STATES TREASURY 3.125 08/31/2029		15,625.00	15,625.00
02/28/2025	Coupon	91282CGQ8	1,000,000.00	UNITED STATES TREASURY 4.0 02/28/2030		20,000.00	20,000.00

CASH FLOW REPORT



Trindel Insurance Fund | Account #10210 | As of June 30, 2024

Payment Date	Transaction Type	CUSIP	Quantity	Security Description	Principal Amount	Income	Total Amount
February 2025							
Total					825,408.34	194,491.07	1,019,899.41
MARCH 2025							
03/03/2025	Coupon	74456QBX3	650,000.00	PUBLIC SERVICE ELECTRIC AND GAS CO 3.65 09/01/2028		11,862.50	11,862.50
03/10/2025	Coupon	57636QAW4	330,000.00	MASTERCARD INC 4.875 03/09/2028		8,043.75	8,043.75
03/10/2025	Coupon	931142EW9	55,000.00	WALMART INC 3.9 09/09/2025		1,072.50	1,072.50
03/10/2025	Coupon	931142EX7	200,000.00	WALMART INC 3.95 09/09/2027		3,950.00	3,950.00
03/11/2025	Coupon	89236TLB9	250,000.00	TOYOTA MOTOR CREDIT CORP 5.25 09/11/2028		6,562.50	6,562.50
03/14/2025	Coupon	09290DAA9	700,000.00	BLACKROCK FUNDING INC 4.7 03/14/2029		16,450.00	16,450.00
03/17/2025	Coupon	02582JIT8	385,000.00	AMXCA 2022-2 A 05/17/2027		1,087.63	1,087.63
03/17/2025	Coupon	02582JKD1	300,000.00	AMXCA 2023-3 A 5.23 09/15/2028		1,307.50	1,307.50
03/17/2025	Coupon	05522RDH8	450,000.00	BACCT 2023-2 A 4.98 11/16/2026		1,867.50	1,867.50
03/17/2025	Coupon	362554AC1	42,707.77	GMCAR 2021-4 A3 0.68 09/16/2026		9.88	9.88
03/17/2025	Principal Paydown	362554AC1	42,707.77	GMCAR 2021-4 A3 0.68 09/16/2026	3,319.49		3,319.49
03/17/2025	Coupon	36265WAD5	54,298.21	GMCAR 2022-3 A3 3.64 04/16/2027		88.98	88.98
03/17/2025	Principal Paydown	36265WAD5	54,298.21	GMCAR 2022-3 A3 3.64 04/16/2027	2,816.68		2,816.68
03/17/2025	Coupon	36268GAD7	450,000.00	GMCAR 2024-1 A3 4.85 12/18/2028		1,818.75	1,818.75
03/17/2025	Coupon	380146AC4	44,161.03	GMCAR 2022-1 A3 1.26 11/16/2026		19.79	19.79
03/17/2025	Principal Paydown	380146AC4	44,161.03	GMCAR 2022-1 A3 1.26 11/16/2026	3,216.52		3,216.52
03/17/2025	Coupon	437076CR1	70,000.00	HOME DEPOT INC 4.0 09/15/2025		1,400.00	1,400.00
03/17/2025	Coupon	43815BAC4	130,327.97	HAROT 2022-1 A3 1.88 05/15/2026		85.39	85.39
03/17/2025	Principal Paydown	43815BAC4	130,327.97	HAROT 2022-1 A3 1.88 05/15/2026	9,276.82		9,276.82
03/17/2025	Coupon	44935FAD6	33,041.25	HART 2021-C A3 0.74 05/15/2026		2.56	2.56
03/17/2025	Principal Paydown	44935FAD6	33,041.25	HART 2021-C A3 0.74 05/15/2026	3,672.73		3,672.73
03/17/2025	Coupon	47787JAC2	89,999.02	JDOT 2022 A3 0.36 09/15/2026		70.67	70.67
03/17/2025	Principal Paydown	47787JAC2	89,999.02	JDOT 2022 A3 0.36 09/15/2026	4,590.38		4,590.38
03/17/2025	Coupon	47789QAC4	47,129.75	JDOT 2021-B A3 0.52 03/16/2026		4.09	4.09
03/17/2025	Principal Paydown	47789QAC4	47,129.75	JDOT 2021-B A3 0.52 03/16/2026	5,504.12		5,504.12
03/17/2025	Coupon	47800AAC4	75,535.20	JDOT 2022-B A3 3.74 02/16/2027		140.93	140.93
03/17/2025	Principal Paydown	47800AAC4	75,535.20	JDOT 2022-B A3 3.74 02/16/2027	4,092.46		4,092.46
03/17/2025	Coupon	58770AAC7	145,000.00	MBART 2023-1 A3 4.51 11/15/2027		407.36	407.36

CASH FLOW REPORT



Trindel Insurance Fund | Account #10210 | As of June 30, 2024

Payment Date	Transaction Type	CUSIP	Quantity	Security Description	Principal Amount	Income	Total Amount
03/17/2025	Principal Paydown	58770AAC7	145,000.00	MBART 2023-1 A3 4.51 11/15/2027	6,680.89		6,680.89
03/17/2025	Coupon	63743HFJ6	650,000.00	NATIONAL RURAL UTILITIES COOPERATIVE FINANCE CORP 5.05 09/15/2028		16,412.50	16,412.50
03/17/2025	Coupon	74340XBX8	500,000.00	PROLOGIS LP 4.0 09/15/2028		10,000.00	10,000.00
03/17/2025	Coupon	931142ER0	110,000.00	WALMART INC 1.05 09/17/2026		577.50	577.50
03/18/2025	Coupon	437930AC4	185,000.00	HONDO-242-A3 5.27 11/20/2028		812.46	812.46
03/18/2025	Coupon	43815PAC3	57,970.48	HAROT 2022-2 A3 3.73 07/20/2026		90.55	90.55
03/18/2025	Principal Paydown	43815PAC3	57,970.48	HAROT 2022-2 A3 3.73 07/20/2026	3,642.21		3,642.21
03/20/2025	Coupon	92348KBG7	400,000.00	VZMT 2023-1 A 4.49 01/22/2029		1,496.67	1,496.67
03/21/2025	Coupon	43815GAC3	55,940.55	HAROT 2021-4 A3 0.88 01/21/2026		9.80	9.80
03/21/2025	Principal Paydown	43815GAC3	55,940.55	HAROT 2021-4 A3 0.88 01/21/2026	4,651.27		4,651.27
03/24/2025	Coupon	3137EAEX3	300,000.00	FEDERAL HOME LOAN MORTGAGE CORP 0.375 09/23/2025		562.50	562.50
03/25/2025	Coupon	3137FJY60	1,000,000.00	FHMS K-1508 A2 3.9 12/25/2030		3,250.00	3,250.00
03/25/2025	Coupon	3137FLYV0	1,000,000.00	FHMS K-092 A2 3.298 04/25/2029		2,748.33	2,748.33
03/25/2025	Coupon	3137FMCR1	750,000.00	FHMS K-093 A2 2.982 05/25/2029		1,863.75	1,863.75
03/25/2025	Coupon	3137FNAE0	810,000.00	FHMS K-095 A2 2.785 06/25/2029		1,879.88	1,879.88
03/25/2025	Coupon	3137FNB82	1,000,000.00	FHMS K-096 A2 2.519 07/25/2029		2,099.17	2,099.17
03/25/2025	Coupon	3137H8U90	1,000,000.00	FHMS K-148 A2 3.5 07/25/2032		2,916.67	2,916.67
03/25/2025	Coupon	3137H9JG5	1,000,000.00	FHMS K-151 A2 3.8 10/25/2032		3,166.67	3,166.67
03/25/2025	Coupon	3137H9M89	800,000.00	FHMS K-152 A2 3.78 11/25/2032		2,520.00	2,520.00
03/25/2025	Coupon	3137HA4B9	1,000,000.00	FHMS K-751 A2 4.412 03/25/2030		3,676.67	3,676.67
03/25/2025	Coupon	3137HAAG1	500,000.00	FHMS K-157 A2 4.2 05/25/2033		1,750.00	1,750.00
03/31/2025	Coupon	91282YGG9	1,000,000.00	UNITED STATES TREASURY 1.625 09/30/2026		8,125.00	8,125.00
03/31/2025	Coupon	91282CEF4	1,025,000.00	UNITED STATES TREASURY 2.5 03/31/2027		12,812.50	12,812.50
03/31/2025	Coupon	91282CFM8	1,000,000.00	UNITED STATES TREASURY 4.125 09/30/2027		20,625.00	20,625.00
03/31/2025	Coupon	91282CGS4	1,000,000.00	UNITED STATES TREASURY 3.625 03/31/2030		18,125.00	18,125.00
March 2025 Total					51,463.58	171,772.87	223,236.45
APRIL 2025							
04/15/2025	Coupon	02582JIT8	385,000.00	AMXCA 2022-2 A 05/17/2027		1,087.63	1,087.63
04/15/2025	Coupon	02582JKD1	300,000.00	AMXCA 2023-3 A 5.23 09/15/2028		1,307.50	1,307.50
04/15/2025	Coupon	05522RDH8	450,000.00	BACCT 2023-2 A 4.98 11/16/2026		1,867.50	1,867.50

CASH FLOW REPORT



Trindel Insurance Fund | Account #10210 | As of June 30, 2024

Payment Date	Transaction Type	CUSIP	Quantity	Security Description	Principal Amount	Income	Total Amount
04/15/2025	Coupon	43815BAC4	130,327.97	HAROT 2022-1 A3 1.88 05/15/2026		70.85	70.85
04/15/2025	Principal Paydown	43815BAC4	130,327.97	HAROT 2022-1 A3 1.88 05/15/2026	9,382.25		9,382.25
04/15/2025	Coupon	44935FAD6	33,041.25	HART 2021-C A3 0.74 05/15/2026		0.30	0.30
04/15/2025	Effective Maturity	44935FAD6	33,041.25	HART 2021-C A3 0.74 05/15/2026	481.35		481.35
04/15/2025	Coupon	47787JAC2	89,999.02	JDOT 2022 A3 0.36 09/15/2026		61.80	61.80
04/15/2025	Principal Paydown	47787JAC2	89,999.02	JDOT 2022 A3 0.36 09/15/2026	5,837.22		5,837.22
04/15/2025	Coupon	47789QAC4	47,129.75	JDOT 2021-B A3 0.52 03/16/2026		1.70	1.70
04/15/2025	Effective Maturity	47789QAC4	47,129.75	JDOT 2021-B A3 0.52 03/16/2026	3,925.27		3,925.27
04/15/2025	Coupon	47800AAC4	75,535.20	JDOT 2022-B A3 3.74 02/16/2027		128.18	128.18
04/15/2025	Principal Paydown	47800AAC4	75,535.20	JDOT 2022-B A3 3.74 02/16/2027	5,473.59		5,473.59
04/15/2025	Coupon	58770AAC7	145,000.00	MBART 2023-1 A3 4.51 11/15/2027		382.25	382.25
04/15/2025	Principal Paydown	58770AAC7	145,000.00	MBART 2023-1 A3 4.51 11/15/2027	6,968.94		6,968.94
04/15/2025	Coupon	931142FB4	400,000.00	WALMART INC 3.9 04/15/2028		7,800.00	7,800.00
04/16/2025	Coupon	362554AC1	42,707.77	GMCAR 2021-4 A3 0.68 09/16/2026		8.00	8.00
04/16/2025	Principal Paydown	362554AC1	42,707.77	GMCAR 2021-4 A3 0.68 09/16/2026	3,413.46		3,413.46
04/16/2025	Coupon	36265WAD5	54,298.21	GMCAR 2022-3 A3 3.64 04/16/2027		80.43	80.43
04/16/2025	Principal Paydown	36265WAD5	54,298.21	GMCAR 2022-3 A3 3.64 04/16/2027	2,902.69		2,902.69
04/16/2025	Coupon	36268GAD7	450,000.00	GMCAR 2024-1 A3 4.85 12/18/2028		1,818.75	1,818.75
04/16/2025	Coupon	380146AC4	44,161.03	GMCAR 2022-1 A3 1.26 11/16/2026		16.41	16.41
04/16/2025	Principal Paydown	380146AC4	44,161.03	GMCAR 2022-1 A3 1.26 11/16/2026	3,323.73		3,323.73
04/18/2025	Coupon	437930AC4	185,000.00	HONDO-242-A3 5.27 11/20/2028		812.46	812.46
04/18/2025	Coupon	43815PAC3	57,970.48	HAROT 2022-2 A3 3.73 07/20/2026		79.22	79.22
04/18/2025	Principal Paydown	43815PAC3	57,970.48	HAROT 2022-2 A3 3.73 07/20/2026	3,699.29		3,699.29
04/21/2025	Coupon	43815GAC3	55,940.55	HAROT 2021-4 A3 0.88 01/21/2026		6.39	6.39
04/21/2025	Principal Paydown	43815GAC3	55,940.55	HAROT 2021-4 A3 0.88 01/21/2026	4,665.44		4,665.44
04/21/2025	Coupon	92348KBG7	400,000.00	VZMT 2023-1 A 4.49 01/22/2029		1,496.67	1,496.67
04/23/2025	Coupon	46647PAR7	500,000.00	JPMORGAN CHASE & CO 4.005 04/23/2029		10,012.50	10,012.50
04/25/2025	Coupon	06051GLG2	350,000.00	BANK OF AMERICA CORP 5.202 04/25/2029		9,103.50	9,103.50
04/25/2025	Coupon	06406RBC0	385,000.00	BANK OF NEW YORK MELLON CORP 3.35 04/25/2025		6,448.75	6,448.75
04/25/2025	Final Maturity	06406RBC0	385,000.00	BANK OF NEW YORK MELLON CORP 3.35 04/25/2025	385,000.00		385,000.00

CASH FLOW REPORT



Trindel Insurance Fund | Account #10210 | As of June 30, 2024

Payment Date	Transaction Type	CUSIP	Quantity	Security Description	Principal Amount	Income	Total Amount
04/25/2025	Coupon	3137FJY60	1,000,000.00	FHMS K-1508 A2 3.9 12/25/2030		3,250.00	3,250.00
04/25/2025	Coupon	3137FLYV0	1,000,000.00	FHMS K-092 A2 3.298 04/25/2029		2,748.33	2,748.33
04/25/2025	Coupon	3137FMCR1	750,000.00	FHMS K-093 A2 2.982 05/25/2029		1,863.75	1,863.75
04/25/2025	Coupon	3137FNAE0	810,000.00	FHMS K-095 A2 2.785 06/25/2029		1,879.88	1,879.88
04/25/2025	Coupon	3137FNB82	1,000,000.00	FHMS K-096 A2 2.519 07/25/2029		2,099.17	2,099.17
04/25/2025	Coupon	3137H8U90	1,000,000.00	FHMS K-148 A2 3.5 07/25/2032		2,916.67	2,916.67
04/25/2025	Coupon	3137H9JG5	1,000,000.00	FHMS K-151 A2 3.8 10/25/2032		3,166.67	3,166.67
04/25/2025	Coupon	3137H9M89	800,000.00	FHMS K-152 A2 3.78 11/25/2032		2,520.00	2,520.00
04/25/2025	Coupon	3137HA4B9	1,000,000.00	FHMS K-751 A2 4.412 03/25/2030		3,676.67	3,676.67
04/25/2025	Coupon	3137HAAG1	500,000.00	FHMS K-157 A2 4.2 05/25/2033		1,750.00	1,750.00
04/30/2025	Coupon	91282CFT3	1,000,000.00	UNITED STATES TREASURY 4.0 10/31/2029		20,000.00	20,000.00
04/30/2025	Coupon	91282CFU0	500,000.00	UNITED STATES TREASURY 4.125 10/31/2027		10,312.50	10,312.50
04/30/2025	Coupon	91282CGZ8	800,000.00	UNITED STATES TREASURY 3.5 04/30/2030		14,000.00	14,000.00
04/30/2025	Coupon	91282CKN0	950,000.00	UNITED STATES TREASURY 4.625 04/30/2031		21,968.75	21,968.75
April 2025 Total					435,073.25	134,743.17	569,816.41
MAY 2025							
05/01/2025	Coupon	74460DAD1	500,000.00	PUBLIC STORAGE OPERATING CO 3.385 05/01/2029		8,462.50	8,462.50
05/15/2025	Coupon	02582JIT8	385,000.00	AMXCA 2022-2 A 05/17/2027		1,087.63	1,087.63
05/15/2025	Final Maturity	02582JIT8	385,000.00	AMXCA 2022-2 A 05/17/2027	385,000.00		385,000.00
05/15/2025	Coupon	02582JKD1	300,000.00	AMXCA 2023-3 A 5.23 09/15/2028		1,307.50	1,307.50
05/15/2025	Coupon	05522RDH8	450,000.00	BACCT 2023-2 A 4.98 11/16/2026		1,867.50	1,867.50
05/15/2025	Coupon	26442CAX2	625,000.00	DUKE ENERGY CAROLINAS LLC 3.95 11/15/2028		12,343.75	12,343.75
05/15/2025	Coupon	341081GN1	650,000.00	FLORIDA POWER & LIGHT CO 4.4 05/15/2028		14,300.00	14,300.00
05/15/2025	Coupon	43815BAC4	130,327.97	HAROT 2022-1 A3 1.88 05/15/2026		56.16	56.16
05/15/2025	Principal Paydown	43815BAC4	130,327.97	HAROT 2022-1 A3 1.88 05/15/2026	9,021.16		9,021.16
05/15/2025	Coupon	47787JAC2	89,999.02	JDOT 2022 A3 0.36 09/15/2026		50.51	50.51
05/15/2025	Principal Paydown	47787JAC2	89,999.02	JDOT 2022 A3 0.36 09/15/2026	5,357.67		5,357.67
05/15/2025	Coupon	47800AAC4	75,535.20	JDOT 2022-B A3 3.74 02/16/2027		111.12	111.12
05/15/2025	Principal Paydown	47800AAC4	75,535.20	JDOT 2022-B A3 3.74 02/16/2027	4,831.44		4,831.44
05/15/2025	Coupon	58770AAC7	145,000.00	MBART 2023-1 A3 4.51 11/15/2027		356.06	356.06

CASH FLOW REPORT



Trindel Insurance Fund | Account #10210 | As of June 30, 2024

Payment Date	Transaction Type	CUSIP	Quantity	Security Description	Principal Amount	Income	Total Amount
05/15/2025	Principal Paydown	58770AAC7	145,000.00	MBART 2023-1 A3 4.51 11/15/2027	6,684.03		6,684.03
05/15/2025	Coupon	912828M56	1,200,000.00	UNITED STATES TREASURY 2.25 11/15/2025		13,500.00	13,500.00
05/15/2025	Coupon	912828R36	1,200,000.00	UNITED STATES TREASURY 1.625 05/15/2026		9,750.00	9,750.00
05/15/2025	Coupon	912828U24	1,000,000.00	UNITED STATES TREASURY 2.0 11/15/2026		10,000.00	10,000.00
05/15/2025	Coupon	912828X88	1,000,000.00	UNITED STATES TREASURY 2.375 05/15/2027		11,875.00	11,875.00
05/15/2025	Coupon	91282CFV8	1,000,000.00	UNITED STATES TREASURY 4.125 11/15/2032		20,625.00	20,625.00
05/15/2025	Coupon	91324PEG3	600,000.00	UNITEDHEALTH GROUP INC 3.7 05/15/2027		11,100.00	11,100.00
05/16/2025	Coupon	362554AC1	42,707.77	GMCAR 2021-4 A3 0.68 09/16/2026		6.06	6.06
05/16/2025	Principal Paydown	362554AC1	42,707.77	GMCAR 2021-4 A3 0.68 09/16/2026	3,301.22		3,301.22
05/16/2025	Coupon	36265WAD5	54,298.21	GMCAR 2022-3 A3 3.64 04/16/2027		71.63	71.63
05/16/2025	Principal Paydown	36265WAD5	54,298.21	GMCAR 2022-3 A3 3.64 04/16/2027	2,779.09		2,779.09
05/16/2025	Coupon	36268GAD7	450,000.00	GMCAR 2024-1 A3 4.85 12/18/2028		1,818.75	1,818.75
05/16/2025	Coupon	380146AC4	44,161.03	GMCAR 2022-1 A3 1.26 11/16/2026		12.92	12.92
05/16/2025	Principal Paydown	380146AC4	44,161.03	GMCAR 2022-1 A3 1.26 11/16/2026	3,199.25		3,199.25
05/19/2025	Coupon	437930AC4	185,000.00	HONDO-242-A3 5.27 11/20/2028		812.46	812.46
05/19/2025	Coupon	43815PAC3	57,970.48	HAROT 2022-2 A3 3.73 07/20/2026		67.73	67.73
05/19/2025	Principal Paydown	43815PAC3	57,970.48	HAROT 2022-2 A3 3.73 07/20/2026	3,568.04		3,568.04
05/20/2025	Coupon	92348KBG7	400,000.00	VZMT 2023-1 A 4.49 01/22/2029		1,496.67	1,496.67
05/21/2025	Coupon	43815GAC3	55,940.55	HAROT 2021-4 A3 0.88 01/21/2026		2.97	2.97
05/21/2025	Effective Maturity	43815GAC3	55,940.55	HAROT 2021-4 A3 0.88 01/21/2026	4,053.05		4,053.05
05/26/2025	Coupon	3137FJY60	1,000,000.00	FHMS K-1508 A2 3.9 12/25/2030		3,250.00	3,250.00
05/26/2025	Coupon	3137FLYV0	1,000,000.00	FHMS K-092 A2 3.298 04/25/2029		2,748.33	2,748.33
05/26/2025	Coupon	3137FMCR1	750,000.00	FHMS K-093 A2 2.982 05/25/2029		1,863.75	1,863.75
05/26/2025	Coupon	3137FNAE0	810,000.00	FHMS K-095 A2 2.785 06/25/2029		1,879.88	1,879.88
05/26/2025	Coupon	3137FNB82	1,000,000.00	FHMS K-096 A2 2.519 07/25/2029		2,099.17	2,099.17
05/26/2025	Coupon	3137H8U90	1,000,000.00	FHMS K-148 A2 3.5 07/25/2032		2,916.67	2,916.67
05/26/2025	Coupon	3137H9JG5	1,000,000.00	FHMS K-151 A2 3.8 10/25/2032		3,166.67	3,166.67
05/26/2025	Coupon	3137H9M89	800,000.00	FHMS K-152 A2 3.78 11/25/2032		2,520.00	2,520.00
05/26/2025	Coupon	3137HA4B9	1,000,000.00	FHMS K-751 A2 4.412 03/25/2030		3,676.67	3,676.67
05/26/2025	Coupon	3137HAAG1	500,000.00	FHMS K-157 A2 4.2 05/25/2033		1,750.00	1,750.00
May 2025 Total					427,794.94	146,953.03	574,747.97

CASH FLOW REPORT



Trindel Insurance Fund | Account #10210 | As of June 30, 2024

Payment Date	Transaction Type	CUSIP	Quantity	Security Description	Principal Amount	Income	Total Amount
Grand Total			218,475,874.65		7,138,346.75	1,723,013.62	8,861,360.37

IMPORTANT DISCLOSURES



Trindel Insurance Fund | Account #10210 | As of June 30, 2024

Chandler Asset Management, Inc. (“Chandler”) is an SEC registered investment adviser. For additional information about our firm, please see our current disclosures (Form ADV). To obtain a copy of our current disclosures, you may contact your client service representative by calling the number on the front of this statement or you may visit our website at www.chandlerasset.com.

Information contained in this monthly statement is confidential and is provided for informational purposes only and should not be construed as specific investment or legal advice. The information contained herein was obtained from sources believed to be reliable as of the date of this statement, but may become outdated or superseded at any time without notice.

Custody: Your qualified custodian bank maintains control of all assets reflected in this statement and we urge you to compare this statement to the one you receive from your qualified custodian. Chandler does not have any authority to withdraw or deposit funds from/to the custodian account.

Valuation: Prices are provided by IDC, an independent pricing source. In the event IDC does not provide a price or if the price provided is not reflective of fair market value, Chandler will obtain pricing from an alternative approved third party pricing source in accordance with our written valuation policy and procedures. Our valuation procedures are also disclosed in Item 5 of our Form ADV Part 2A.

Performance: Performance results are presented gross-of-advisory fees and represent the client’s Total Return. The deduction of advisory fees lowers performance results. These results include the reinvestment of dividends and other earnings. Past performance may not be indicative of future results. Therefore, clients should not assume that future performance of any specific investment or investment strategy will be profitable or equal to past performance levels. All investment strategies have the potential for profit or loss. Economic factors, market conditions or changes in investment strategies, contributions or withdrawals may materially alter the performance and results of your portfolio.

Source ice Data Indices, LLC (“ICE”), used with permission. ICE PERMITS USE OF THE ICE INDICES AND RELATED DATA ON AN “AS IS” BASIS; ICE, ITS AFFILIATES AND THEIR RESPECTIVE THIRD PARTY SUPPLIERS DISCLAIM ANY AND ALL WARRANTIES AND REPRESENTATIONS, EXPRESS AND/OR IMPLIED, INCLUDING ANY WARRANTIES OF MERCHANTABILITY OR FITNESS FOR A PARTICULAR PURPOSE OR USE, INCLUDING THE INDICES, INDEX DATA AND ANY DATA INCLUDED IN, RELATED TO, OR DERIVED THEREFROM. NEITHER ICE DATA, ITS AFFILIATES OR THEIR RESPECTIVE THIRD PARTY PROVIDERS GUARANTEE THE QUALITY, ADEQUACY, ACCURACY, TIMELINESS OR COMPLETENESS OF THE INDICES OR THE INDEX DATA OR ANY COMPONENT THEREOF, AND THE INDICES AND INDEX DATA AND ALL COMPONENTS THEREOF ARE PROVIDED ON AN “AS IS” BASIS AND LICENSEE’S USE IS AT LICENSEE’S OWN RISK. ICE DATA, ITS AFFILIATES AND THEIR RESPECTIVE THIRD PARTY DO NOT SPONSOR, ENDORSE, OR RECOMMEND CHANDLER, OR ANY OF ITS PRODUCTS OR SERVICES.

Index returns assume reinvestment of all distributions. Historical performance results for investment indexes generally do not reflect the deduction of transaction and/or custodial charges or the deduction of an investment management fee, the incurrence of which would have the effect of decreasing historical performance results. It is not possible to invest directly in an index.

Ratings: Ratings information have been provided by Moody’s, S&P and Fitch through data feeds we believe to be reliable as of the date of this statement, however we cannot guarantee its accuracy.

Security level ratings for U.S. Agency issued mortgage-backed securities (“MBS”) reflect the issuer rating because the securities themselves are not rated. The issuing U.S. Agency guarantees the full and timely payment of both principal and interest and carries a AA+/Aaa/AAA by S&P, Moody’s and Fitch respectively.

BENCHMARK INDEX & DISCLOSURES



Trindel Insurance Fund | Account #10210 | As of June 30, 2024

Benchmark	Disclosure
ICE BofA 1-10 Yr US Treasury & Agency Index	The ICE BofA 1-10 Year US Treasury & Agency Index tracks the performance of US dollar denominated US Treasury and nonsubordinated US agency debt issued in the US domestic market. Qualifying securities must have an investment grade rating (based on an average of Moody's, S&P and Fitch). Qualifying securities must have at least one year remaining term to final maturity and less than ten years remaining term to final maturity, at least 18 months to maturity at time of issuance, a fixed coupon schedule, and a minimum amount outstanding of \$1 billion for sovereigns and \$250 million for agencies.



QUESTIONS?

If you have any questions regarding your account or this statement, please contact your Administrator.

MARQUES MCNIESE
CN-OH-W5IT
INSTITUTIONAL CUSTODY SERVICES
425 EAST WALNUT STREET
CINCINNATI OH 45202
Phone 513-632-4147
E-mail marques.mcniese@usbank.com

Portfolio Manager:
TRADE SERVICES PORTLAND #9 BD
CN-OH-W6TC
Phone 513-632-4949
E-mail bridget.braun@usbank.com

ACCOUNT NUMBER:

**TRINDEL INSURANCE FUND
(SELF DIRECTED)**

This statement is for the period from June 1, 2024 to June 30, 2024



000003453 06 SP 000638746966969 P
TRINDEL INSURANCE FUND
P.O. BOX 2069
WEAVERVILLE, CA 96093



THIS PAGE WAS INTENTIONALLY LEFT BLANK



TABLE OF CONTENTS

Schedule	Page
Market Value Summary	1
Asset Summary	2
Income Summary	3
Cash Summary	4
Asset Detail	5
Transaction Detail	9
Bond Summary	11



THIS PAGE WAS INTENTIONALLY LEFT BLANK

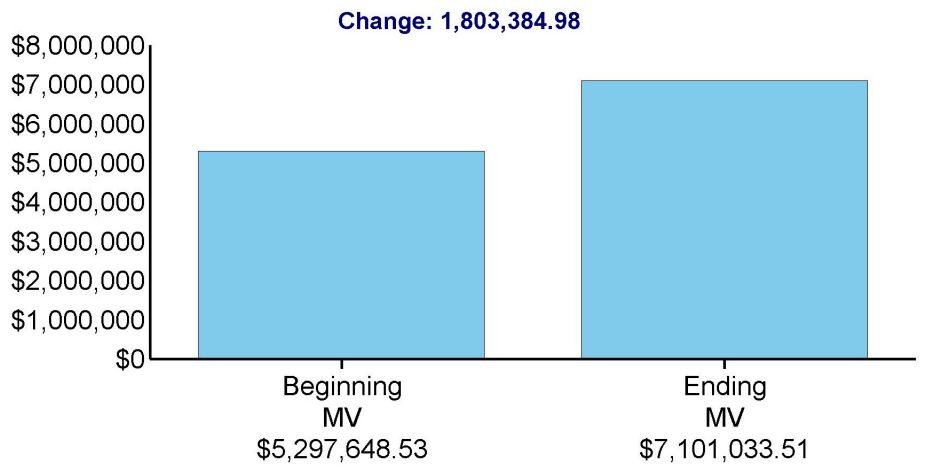


TRINDEL INSURANCE FUND (SD)
ACCOUNT NUMBER:

Page 1 of 12
June 1, 2024 to June 30, 2024

MARKET VALUE SUMMARY

	Current Period 06/01/24 to 06/30/24
Beginning Market Value	\$5,297,648.53
Taxable Interest	5,778.57
Fees and Expenses	-208.33
Cash Receipts	1,800,000.00
Change in Investment Value	-2,185.26
Ending Market Value	\$7,101,033.51





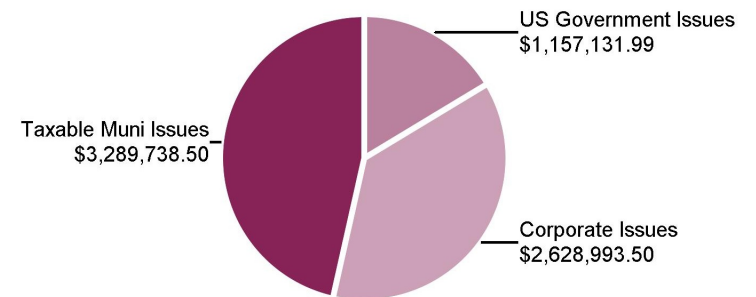
TRINDEL INSURANCE FUND (SD)
ACCOUNT NUMBER:

Page 2 of 12
June 1, 2024 to June 30, 2024

ASSET SUMMARY

Assets	Current Period Market Value	% of Total	Estimated Annual Income
Cash & Equivalents	25,169.52	0.40	1,241.18
Taxable Bonds	7,075,863.99	99.60	361,565.30
Total Market Value	\$7,101,033.51	100.00	\$362,806.48

Fixed Income Summary





TRINDEL INSURANCE FUND (SD)
ACCOUNT NUMBER:

Page 3 of 12
June 1, 2024 to June 30, 2024

INCOME SUMMARY

	Income Received Current Period
Taxable Interest	5,778.57
Total Current Period Income	\$5,778.57

TRINDEL INSURANCE FUND (SD)
ACCOUNT NUMBER:Page 4 of 12
June 1, 2024 to June 30, 2024**CASH SUMMARY**

	Principal Cash	Income Cash	Total Cash
Beginning Cash 06/01/2024	\$11,476.44	-\$11,476.44	\$0.00
Taxable Interest		5,778.57	5,778.57
Fees and Expenses	-208.33		-208.33
Cash Receipts	1,800,000.00		1,800,000.00
Purchases	-1,792,469.70		-1,792,469.70
Net Money Market Activity	-13,100.54		-13,100.54
Ending Cash 06/30/2024	\$5,697.87	-\$5,697.87	\$0.00



TRINDEL INSURANCE FUND (SD)

ACCOUNT NUMBER:

Page 5 of 12

June 1, 2024 to June 30, 2024

ASSET DETAIL

Security Description

Security Description	Shares/Face Amt	Price	Market Value	Tax Cost	Unrealized Gain/Loss	Percent of Total Portfolio	Estimated Annual Income	Estimated Current Yield
Cash & Equivalents								
Cash/Money Market								
First American Government - 31846V203 Oblig Fd Cl Y #3763	25,169.520	1.0000	25,169.52	25,169.52	0.00	0.4	1,241.18	4.93
Total Cash/Money Market			\$25,169.52	\$25,169.52	\$0.00	0.4	\$1,241.18	
Cash								
Principal Cash			5,697.87	5,697.87		0.1		
Income Cash			-5,697.87	-5,697.87		-0.1		
Total Cash			\$0.00	\$0.00	\$0.00	0.0	\$0.00	
Total Cash & Equivalents			\$25,169.52	\$25,169.52	\$0.00	0.4	\$1,241.18	

Taxable Bonds

US Government Issues

F N M A - 3135GAQ61 5.250 03/02/2027	215,000.000	100.2050	215,440.75	215,000.00	440.75	3.0	11,287.50	5.24
Federal Home Loan Bks - 3130B0QP7 5.000 04/02/2029	250,000.000	100.4170	251,042.50	250,000.00	1,042.50	3.5	12,500.00	4.98
F H L M C M T N - 3134H1ZQ9 5.750 04/05/2029	500,000.000	99.9120	499,560.00	500,000.00	-440.00	7.0	28,750.00	5.75



TRINDEL INSURANCE FUND (SD)

ACCOUNT NUMBER:

Page 6 of 12
June 1, 2024 to June 30, 2024**ASSET DETAIL (continued)****Security Description**

	Shares/Face Amt	Price	Market Value	Tax Cost	Unrealized Gain/Loss	Percent of Total Portfolio	Estimated Annual Income	Estimated Current Yield
Federal Farm Credit Bks - 3133EK2P0 2.625 10/15/2049	293,000.000	65.2180	191,088.74	201,291.00	-10,202.26	2.7	7,691.25	4.02
Total US Government Issues			\$1,157,131.99	\$1,166,291.00	-\$9,159.01	16.3	\$60,228.75	

Corporate Issues

Goldman Sachs Group Inc - 38150AZ32 Medium Term Note 5.250 03/30/2026	380,000.000	100.0170	380,064.60	380,000.00	64.60	5.4	19,950.00	5.25
Goldman Sachs Group Inc - 38151F2Z5 Medium Term Note 5.600 05/21/2029	1,000,000.000	100.1270	1,001,270.00	1,000,000.00	1,270.00	14.1	56,000.00	5.59
Goldman Sachs - 38151F2V4 Medium Term Note 5.050 05/29/2029	345,000.000	100.6220	347,145.90	345,000.00	2,145.90	4.9	17,422.50	5.02
Citigroup Inc Fr - 17290AG38 Medium Term Note 5.250 06/27/2029	900,000.000	100.0570	900,513.00	900,000.00	513.00	12.7	47,250.00	5.25
Total Corporate Issues			\$2,628,993.50	\$2,625,000.00	\$3,993.50	37.0	\$140,622.50	

Taxable Municipal Issues

California Statewide Cmnty Dev Auth - 13080SE59 Rev Taxable Bds 2021 B 2.340 04/01/2032 Taxable	700,000.000	78.9240	552,468.00	568,883.00	-16,415.00	7.8	16,380.00	2.96
---	-------------	---------	------------	------------	------------	-----	-----------	------



TRINDEL INSURANCE FUND (SD)

ACCOUNT NUMBER:

Page 7 of 12
June 1, 2024 to June 30, 2024**ASSET DETAIL (continued)****Security Description**

	Shares/Face Amt	Price	Market Value	Tax Cost	Unrealized Gain/Loss	Percent of Total Portfolio	Estimated Annual Income	Estimated Current Yield
San Francisco Ca City Cnty - 79772EEQ8 Cmnty Facs Dist No 2014 1 Spl Tax 5.885 09/01/2035 Taxable	250,000.000	103.7740	259,435.00	261,530.00	-2,095.00	3.7	14,712.50	5.67
Massachusetts ST Hsg Fin Agy Hsg Rev - 57587GTK1 Taxable Single Family Bd 5.705 12/01/2037 Skg Fd Taxable	325,000.000	100.0820	325,266.50	331,500.00	-6,233.50	4.6	18,541.25	5.70
San Fernando Ca Pension Oblig - 79758UBJ9 Taxable Bds 2021 B 3.072 01/01/2041 Taxable Skg Fd	600,000.000	73.6130	441,678.00	445,074.00	-3,396.00	6.2	18,432.00	4.17
San Jose Calif Arpt Rev Ref Taxable - 798136YP6 Bds 2021 C Ca 3.290 03/01/2041 Taxable	185,000.000	76.2240	141,014.40	147,075.00	-6,060.60	2.0	6,086.50	4.32
Golden ST Tob Securitization Corp Ca - 38122ND58 Tob Settlement Rev Taxable Sr Asset 3.714 06/01/2041 Taxable	500,000.000	76.4820	382,410.00	395,235.00	-12,825.00	5.4	18,570.00	4.86
North Dakota ST Hsg Fin Agy Home Mtg - 6589096V3 Program Taxable 2024B 5.781 07/01/2044 Taxable Skg Fd	500,000.000	98.4590	492,295.00	506,800.00	-14,505.00	6.9	28,905.00	5.87
California EdI Facs Auth Rev Taxable - 130179KK9 Rev Bds 2017A 3.836 04/01/2047 Taxable Skg Fd	255,000.000	80.2320	204,591.60	212,603.70	-8,012.10	2.9	9,781.80	4.78



TRINDEL INSURANCE FUND (SD)

ACCOUNT NUMBER:

Page 8 of 12

June 1, 2024 to June 30, 2024

ASSET DETAIL (continued)**Security Description**

	Shares/Face Amt	Price	Market Value	Tax Cost	Unrealized Gain/Loss	Percent of Total Portfolio	Estimated Annual Income	Estimated Current Yield
North Dakota ST Hsg Fin Agy Home Mtg - 6589096W1 Program Taxable 2024B 5.861 07/01/2049 Taxable Skg Fd	500,000.000	98.1160	490,580.00	508,610.00	-18,030.00	6.9	29,305.00	5.97
Total Taxable Municipal Issues			\$3,289,738.50	\$3,377,310.70	-\$87,572.20	46.3	\$160,714.05	
Total Taxable Bonds			\$7,075,863.99	\$7,168,601.70	-\$92,737.71	99.6	\$361,565.30	
Total Assets			\$7,101,033.51	\$7,193,771.22	-\$92,737.71	100.0	\$362,806.48	
Estimated Current Yield								5.10

ASSET DETAIL MESSAGES

Time of trade execution and trading party (if not disclosed) will be provided upon request.

Publicly traded assets are valued in accordance with market quotations or valuation methodologies from financial industry services believed by us to be reliable. Assets that are not publicly traded may be reflected at values from other external sources. Assets for which a current value is not available may be reflected at a previous value or as not valued, at par value, or at a nominal value. Values shown do not necessarily reflect prices at which assets could be bought or sold. Values are updated based on internal policy and may be updated less frequently than statement generation.

Cost adjustments made to previously reported sales to reflect the impact of IRS wash sale rules may result in adjustments to reported year-to-date losses. Consequently, this period's beginning cost basis may differ from the basis reported in the prior period. The gain and loss figures reported on this statement are provided for informational purposes only and should not be used for tax reporting purposes. Please consult with your tax or legal advisor for questions concerning your personal tax or financial situation.



TRINDEL INSURANCE FUND (SD)

ACCOUNT NUMBER:

Page 9 of 12

June 1, 2024 to June 30, 2024

TRANSACTION DETAIL

Date Posted	Activity	Description	Income Cash	Principal Cash	Tax Cost
Beginning Balance 06/01/2024			-\$11,476.44	\$11,476.44	\$5,388,200.98
06/03/24	Asset Income	Interest Earned On Golden ST Tob Ca 3.714% 6/01/41 0.01857 USD/\$1 Pv On 500,000 Par Value Due 6/1/24	9,285.00		
06/03/24	Asset Income	Interest Earned On First Am Govt Ob Fd Cl Y Interest From 5/1/24 To 5/31/24	2,850.26		
06/14/24	Cash Receipt	Cash Receipt Incoming Wires Trindel Insurance Fund		1,800,000.00	
06/20/24	Purchase	Purchased 185,000 Par Value Of San Jose Ca 3.290% 3/01/41 Trade Date 6/18/24 Purchased Through Baird, Robert W., & Company In 185,000 Par Value At 79.5 %		-147,075.00	147,075.00
06/20/24	Purchase Accrued Interest	Paid Accrued Interest On Purchase Of San Jose Ca 3.290% 3/01/41 Income Debit 1,842.86- USD	-1,842.86		
06/20/24	Purchase	Purchased 255,000 Par Value Of California Edl Facs 3.836% 4/01/47 Trade Date 6/18/24 Purchased Through Baird, Robert W., & Company In 255,000 Par Value At 83.374 %		-212,603.70	212,603.70
06/20/24	Purchase Accrued Interest	Paid Accrued Interest On Purchase Of California Edl Facs 3.836% 4/01/47 Income Debit 2,146.56- USD	-2,146.56		
06/20/24	Purchase	Purchased 293,000 Par Value Of F F C B Deb 2.625% 10/15/49 Trade Date 6/18/24 Purchased Through Baird, Robert W., & Company In 293,000 Par Value At 68.7 %		-201,291.00	201,291.00
06/20/24	Purchase Accrued Interest	Paid Accrued Interest On Purchase Of F F C B Deb 2.625% 10/15/49 Income Debit 1,388.70- USD	-1,388.70		



TRINDEL INSURANCE FUND (SD)
ACCOUNT NUMBER:

Page 10 of 12
June 1, 2024 to June 30, 2024

TRANSACTION DETAIL (continued)

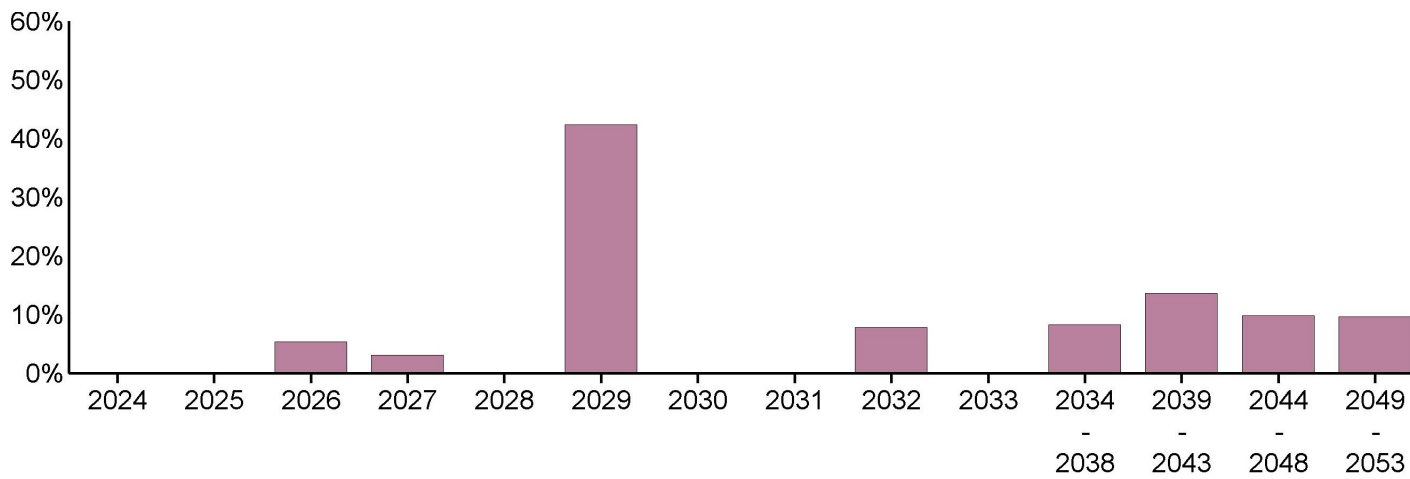
Date Posted	Activity	Description	Income Cash	Principal Cash	Tax Cost
06/20/24	Purchase	Purchased 325,000 Par Value Of Massachusetts ST 5.705% 12/01/37 Trade Date 6/18/24 Purchased Through Baird, Robert W., & Company In 325,000 Par Value At 102 %		-331,500.00	331,500.00
06/20/24	Purchase Accrued Interest	Paid Accrued Interest On Purchase Of Massachusetts ST 5.705% 12/01/37 Income Debit 978.57- USD	-978.57		
06/25/24	Fee	Trust Fees Collected Charged For Period 05/01/2024 Thru 05/31/2024		-208.33	
06/27/24	Purchase	Purchased 900,000 Par Value Of Citigroup Inc Mtn 5.250% 6/27/29 Trade Date 6/18/24 Purchased Through Baird, Robert W., & Company In Purchased On The Otcbb 900,000 Par Value At 100 %		-900,000.00	900,000.00
	Purchase	Combined Purchases For The Period 6/ 1/24 - 6/30/24 Of First Am Govt Ob Fd Cl Y		-1,837,304.78	1,837,304.78
	Sale	Combined Sales For The Period 6/ 1/24 - 6/30/24 Of First Am Govt Ob Fd Cl Y		1,824,204.24	-1,824,204.24
Ending Balance 06/30/2024				-\$5,697.87	\$5,697.87
					\$7,193,771.22



TRINDEL INSURANCE FUND (SD)
ACCOUNT NUMBER:

Page 11 of 12
June 1, 2024 to June 30, 2024

BOND SUMMARY



	Par Value	Market Value	Percentage of Category
MATURITY			
2024	0.00	0.00	0.00
2025	0.00	0.00	0.00
2026	380,000.00	380,064.60	5.38
2027	215,000.00	215,440.75	3.05
2028	0.00	0.00	0.00
2029	2,995,000.00	2,999,531.40	42.40
2030	0.00	0.00	0.00
2031	0.00	0.00	0.00
2032	700,000.00	552,468.00	7.81
2033	0.00	0.00	0.00
2034 - 2038	575,000.00	584,701.50	8.26
2039 - 2043	1,285,000.00	965,102.40	13.63
2044 - 2048	755,000.00	696,886.60	9.84
2049 - 2053	793,000.00	681,668.74	9.63
Total of Category	\$7,698,000.00	\$7,075,863.99	100.00

TRINDEL INSURANCE FUND (SD)
ACCOUNT NUMBER:Page 12 of 12
June 1, 2024 to June 30, 2024**BOND SUMMARY (continued)**

	Par Value	Market Value	Percentage of Category
MOODY'S RATING			
Aaa	1,258,000.00	1,157,131.99	16.35
Aa1	1,325,000.00	1,308,141.50	18.49
Aa3	255,000.00	204,591.60	2.89
A2	1,910,000.00	1,869,494.90	26.42
A3	900,000.00	900,513.00	12.73
N/A	2,050,000.00	1,635,991.00	23.12
Total of Category	\$7,698,000.00	\$7,075,863.99	100.00

S&P RATING			
AA+	1,583,000.00	1,482,398.49	20.95
A+	600,000.00	441,678.00	6.24
A	185,000.00	141,014.40	2.00
A-	1,200,000.00	934,878.00	13.21
BBB+	2,625,000.00	2,628,993.50	37.15
N/A	1,505,000.00	1,446,901.60	20.45
Total of Category	\$7,698,000.00	\$7,075,863.99	100.00

BOND SUMMARY MESSAGES

Data contained within this section excluded Mutual Funds, Exchange Traded Funds, and Closed-Ended Funds.

Glossary

Accretion - The accumulation of the value of a discounted bond until maturity.

Adjusted Prior Market Realized Gain/Loss - The difference between the proceeds and the Prior Market Value of the transaction.

Adjusted Prior Market Unrealized Gain/Loss - The difference between the Market Value and the Adjusted Prior Market Value.

Adjusted Prior Market Value - A figure calculated using the beginning Market Value for the fiscal year, adjusted for all asset related transactions during the period, employing an average cost methodology.

Amortization - The decrease in value of a premium bond until maturity.

Asset - Anything owned that has commercial exchange value. Assets may consist of specific property or of claims against others, in contrast to obligations due to others (liabilities).

Bond Rating - A measurement of a bond's quality based upon the issuer's financial condition. Ratings are assigned by independent rating services, such as Moody's, or S&P, and reflect their opinion of the issuer's ability to meet the scheduled interest and principal repayments for the bond.

Cash - Cash activity that includes both income and principal cash categories.

Change in Unrealized Gain/Loss - Also reported as Gain/Loss in Period in the Asset Detail section. This figure shows the market appreciation (depreciation) for the current period.

Cost Basis (Book Value) - The original price of an asset, normally the purchase price or appraised value at the time of acquisition. Book Value method maintains an average cost for each asset.

Cost Basis (Tax Basis) - The original price of an asset, normally the purchase price or appraised value at the time of acquisition. Tax Basis uses client determined methods such as Last-In-First-Out (LIFO), First-In-First-Out (FIFO), Average, Minimum Gain, and Maximum Gain.

Ending Accrual - (Also reported as Accrued Income) Income earned but not yet received, or expenses incurred but not yet paid, as of the end of the reporting period.

Estimated Annual Income - The amount of income a particular asset is anticipated to earn over the next year. The shares multiplied by annual income rate.

Estimated Current Yield - The annual rate of return on an investment expressed as a percentage. For stocks, yield is calculated by taking the annual dividend payments divided by the stock's current share price. For bonds, yield is calculated by the coupon rate divided by the bond's market price.

Ex-Dividend Date - (Also reported as Ex-Date) For stock trades, the person who owns the security on the ex-dividend date will earn the dividend, regardless of who currently owns the stock.

Income Cash - A category of cash comprised of ordinary earnings derived from investments, usually dividends and interest.

Market Value - The price per unit multiplied by the number of units.

Maturity Date - The date on which an obligation or note matures.

Payable Date - The date on which a dividend, mutual fund distribution, or interest on a bond will be made.

Principal Cash - A category of cash comprised of cash, deposits, cash withdrawals and the cash flows generated from purchases or sales of investments.

Realized Gain/Loss Calculation - The Proceeds less the Cost Basis of a transaction.

Settlement Date - The date on which a trade settles and cash or securities are credited or debited to the account.

Trade Date - The date a trade is legally entered into.

Unrealized Gain/Loss - The difference between the Market Value and Cost Basis at the end of the current period.

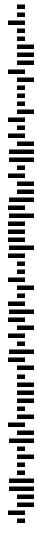
Yield on/at Market - The annual rate of return on an investment expressed as a percentage. For stocks, yield is calculated by the annual dividend payments divided by the stock's current share price. For bonds, yield is calculated by the coupon rate divided by the bond's market price.

The terms defined in this glossary are only for use when reviewing your account statement. Please contact your Relationship Manager with any questions.



U.S. Bank
1555 N. Rivercenter Dr.
Suite 300
Milwaukee, WI 53212

005649
-UC-181



000003453 06 SP00063

TRINDEL INSURANCE FUND
P.O. BOX 2069
WEAVERVILLE, CA 96093





TRINDEL BOARD MEETING

October 2024

GENERAL BUSINESS

AGENDA ITEM 8.

SUBJECT: Report on Law Enforcement Taskforce.

STRATEGIC PLAN OBJECTIVE: Emphasis on Law Enforcement, Communications Plan.

ACTION FOR CONSIDERATION: Discuss and provide direction as appropriate.

BACKGROUND: At the Fall 2022 Strategic Planning Session, direction was given to staff to increase the focus on law enforcement with the intention on reducing claims from our members law enforcement departments. Trindel staff met multiple times over the course of the year to re-imagine our law enforcement services. It was agreed upon that our law enforcement agencies are the most trained employees in our member counties, and that we should not position ourselves to compete with POST training providers.

Instead, we are focusing our efforts on preventing losses to our programs, through education in risk management for law enforcement.

In October 2023 the board approved the formation of a Law Enforcement Task Force, to help direct our activities in preventing law enforcement losses, and encourage engagement at the County level.

That same month large, glossy posters advertising the LEAP program were designed, ordered, and shipped directly to all probation departments, jails, and sheriff offices to be hung in common staffing areas. This was to help educate employees on the available resources through the LEAP program, in hopes of reducing potential stress, or PTSD claims to the WC Program.

The LE Task Force also funded the purchase of airsoft training equipment to be used for tactical response to WPV incidents. This equipment is housed by Trinity County Sheriff Department and is available to all 12 member counties for training purposes. The total purchase amount was \$3,087.38.

On April 16th through April 19th, 2024 the LE Task Force sponsored an Active Shooter Response Instructor training at the SHIELD Training Center in Redding, CA. Trinity, Tehama, Lassen, Del Norte, Sutter, and Modoc County law enforcement attended.

The airsoft equipment was used during this training. Sponsoring active shooter response training for law enforcement enhances employee safety by equipping officers with the skills and knowledge to respond effectively in high-pressure situations. This training fosters quick decision-making, improves communication, and promotes coordination among responders, enabling them to act swiftly and efficiently during critical incidents. As a result, employees feel more secure knowing that trained professionals are prepared to protect them, ultimately creating a safer work environment. This training aligns with SB553 and was POST certified through the instructor.

On June 21st, The LE Task Force hosted "Evolving Standards for Mental Health Care in Jails" webinar. The task force sponsored the "Evolving Standards in Mental Health Care in Jails" training for corrections staff to enhance their understanding and skills in addressing the mental health needs of inmates. By equipping staff with the latest knowledge and practices, we aim to address existing deficiencies in mental health care within the correctional system. We also purchased NCCHC "Standards for Mental Health Services in Correctional Facilities" and "Standards for Health Services in Jails" manuals and provided them to each county. This is to reduce potential claims to the liability program.

On July 16th & 17th, 2024 the LE Task Force sponsored an Emergency Vehicle Operations Course (EVOC) training at Butte College in Chico, CA. Trinity, Tehama, Lassen, Del Norte, and Sierra County law enforcement attended. There has been a significant number of vehicle incidents during the past year in Law Enforcement. Sponsoring an Emergency Vehicle Operations Course for law enforcement can significantly reduce vehicle accidents by providing officers with advanced driving techniques tailored for high-pressure situations. This training enhances their ability to maneuver safely and effectively in emergency scenarios, improving their overall vehicle handling skills. As officers become more proficient in navigating traffic and responding to incidents, the likelihood of accidents decreases, ultimately ensuring safer streets for both law enforcement and the community. Claims due to high speed or poor handling abilities can affect the WC, Property and Liability Programs.

On August 14th, the LE Task Force entered into an agreement with Desert Waters Correctional Outreach to provide a 6-Webinar Wellness Series for Law Enforcement. The 1st webinar was held on September 12th, 2024. The title was "I'm NOT Fine: Breaking the "I'm Good" Code of Silence. There were 57 attendees on the webinar. All 6 webinars are STC Certified. Sponsoring a mental wellness course for law enforcement can help reduce stress and workers' compensation claims by providing officers with essential tools for managing their mental health. The trainings foster resilience, teaches coping strategies, and promotes a supportive environment, enabling officers to better handle the unique challenges of their job. As officers learn to address stress effectively, it can lead to improved overall well-being, decreased burnout, and a lower incidence of claims related to mental health issues.

On August 27th, 2024 the LE Task Force meet via Zoom. During this meeting, the following business was conducted. Member introductions, recent taskforce activity reviewed, introduction to Front Line First and a roundtable. The meeting was attended by Trinity, Plumas, Sutter, San Benito, Colusa and Tehama County LE. The next meeting is TBD.

FISCAL IMPACT: N/A

RECOMMENDATION: N/A

OFFICER WELLNESS

Webinar Series



"I'm NOT Fine:" Breaking the "I'm Good" Code of Silence

This webinar describes the nature, origins, and consequences of false resilience. False resilience forms the foundation of the "I'm good!" code of silence in the correctional/public safety workforce. It is time to feel psychologically safe at work. Join us to learn strategies to create a workplace culture where false resilience and the "I'm good!" code of silence are discouraged and true resilience is promoted.



Corrections Fatigue (& Other Public Safety Fatigue): Understanding Causes and Consequences

This webinar describes the nature of occupational stressors in correctional/public safety settings, and their effects on individuals, the workforce culture, and staff's personal and family life.



"I Can't Unsee It:" Dealing with Trauma on the Job

This webinar describes four clusters of symptoms of the psychological impact of work-related trauma on correctional/public safety professionals, and provides a brief summary of basic approaches for addressing that impact. Objective: Describe aspects of psychological traumatization of correctional/public safety staff, and provide basic highlights for managing that impact.



Surviving and Thriving: Building Resilience-Promoting Skills

Join us to learn skills for fostering resilience, and lessening the impact of high-stress events and conditions on correctional/public safety staff.



Creating Healthy and Supportive Workforce Cultures: Satisfying the Big 7

Join us to discover foundational values, workplace conditions, and behaviors that generate and sustain healthy and supportive correctional/public safety workforce cultures.



Guarding Home: Protecting Family Life from the Impact of the Job

Join us to discuss how correctional/public safety work can "come home" in counterproductive ways, and what correctional/public safety staff can do to lessen that constructively, and build healthy connection and other safeguards with their family members.



CONTACT US

rhartman@trindel.org * tmiller@trindel.org * (530) 623 2322

CLICK ON TITLES TO REGISTER

Webinar Training Opportunity

“EVOLVING STANDARDS FOR MENTAL HEALTH CARE IN JAILS”



Guest Speaker
Ben Rice
Consultant
BTR Consulting



Guest Speaker
Temitayo Ope Peters
Attorney & Partner
Burke, Williams &
Sorensen, LLP



Guest Speaker
Tim Belavich

Director, Correctional Health
Services at Los Angeles County
Department of Health Services



Guest Speaker
Greg Thomas
Attorney & Partner
Burke, Williams &
Sorensen, LLP


[CLICK HERE FOR ZOOM LINK](#)

June 21st 2024
9:30am - 12:00pm

AUGUST 27, 2024 TRINDEL LAW ENFORCEMENT TASKFORCE MEETING

Virtual Meeting 9am-10am

[Click here
to register](#) or



Meeting Agenda

- Trindel Taskforce introduction, goals, and objectives
- Member introduction
- Recent taskforce activity review
- Frontline First Services update
- Butte College EVOG training update
- LE Run Hide Fight Train the Trainer and Air Soft Equipment
- Evolving Standards for Mental Health Care in Jails Training
- Taskforce round table, looking forward





National Training Concepts, Inc.

web: www.ntc-swat.org

tel: 714.363.1569

COURSE ANNOUNCEMENT

ACTIVE SHOOTER RESPONSE INSTRUCTOR

Hosted by the California Specialized Training Institute

DESCRIPTION This 32-hour course will provide the student with the knowledge and ability to instruct his or her agency personnel in the history, tactics and concepts necessary for law enforcement personnel responding to active shooter, rapid intervention critical incidents. Topics will include history, applicable tactics, instructor and scenario development, range drills, legal aspects and incident management issues. Two days of classroom will be followed by one day of practical application and one day on the range. Students will be required to demonstrate their proficiency with the firearm in active shooter related drills, as an instructor during class presentations, and successfully pass a written test. A comprehensive manual will be provided to each student. This course is POST certified Plan NA. **POST Control # 1076-22309-23-002**

LEAD INSTRUCTOR

R. K. Miller: Huntington Beach, Police Department, (ret.). 40+ years law enforcement experience and over 17 years of tactical assignments including SWAT Team Leader. Certified as a firearms instructor by H&K, Singleton International, the NRA and the FBI. R.K. has a wide range of experience in providing firearms and tactical training.

DATE: December 11-14, 2023. Class starts at 0800 on first day.

LOCATION: California Specialized Training Institute, 10 Sonoma Ave., Bldg. 901, Camp San Luis Obispo San Luis Obispo, Calif. 93405

TUITION: \$512.00 payable in check to: **National Training Concepts, Inc.** P.O. Box 5268 · Orange, CA 92863-5268 (Federal Tax ID 57-1188596) credit cards are also accepted for payment.

NOTE: Reduced tuition of \$492 for students with individual current CATO (California Association of Tactical Officers) membership. (Confirmation of CATO membership is required for this discount.)

REGISTRATION

This course is limited on a first come, first served basis. To make reservations, please contact R. K. Miller at (714) 363-1569 or rkmiller@socal.rr.com. Please leave contact name, number and e-mail. The NTC cancellation policy requires at least two (2) weeks' notice prior to the start of the class for cancellation of reservations. Agencies cancelling previously made reservations with less than two weeks' notice will be charged an appropriate fee. "No-shows" will result in the agency being billed the full tuition if no replacement student is enrolled by the agency making the reservation.

EQUIPMENT

Patrol Rifle (if available), sling, flashlight & at least 3 magazines. Normal patrol duty gear including pistol, ballistic vest, elbow & knee pads, 400 rounds of rifle ammo (if applicable) and 50 rounds pistol ammunition. (Students attending with only handguns should bring 450 rounds.) Wrap around style clear eye protection, hearing protection, Body Armor, BDU type clothing and inclement weather gear. (The training will take place regardless of the weather). Red/Blue training guns should be brought to the class if available. A small notebook for taking notes is also required.

NOTE: NTC Course certifications do not have a specific time limit. Students are encouraged to maintain their skills and knowledge. To help accomplish this, it is N.T.C.'s policy that past students in good standing be allowed to attend future NTC courses in the same discipline at no additional cost within 5 years of the original course they attended.

SUGGESTED ACCOMODATIONS: Upon request



TRINDEL BOARD MEETING

October 2024

GENERAL BUSINESS

AGENDA ITEM 9.

SUBJECT: Report on 2023 ACFR Submission to GFOA.

STRATEGIC PLAN OBJECTIVE:

ACTION FOR CONSIDERATION: Discuss and provide direction as appropriate.

BACKGROUND: Trindel's Administration department has submitted the audited Annual Comprehensive Financial Report to the Government Finance Officer's Association for Certification of Achievement for Excellence in Financial Reporting.

The GFOA established the Certificate of Achievement for Excellence in Financial Reporting Program (COA) in 1945 to encourage and assist state and local governments to go beyond the minimum requirements of generally accepted accounting principles to prepare annual comprehensive financial reports that evidence the spirit of transparency and full disclosure and then to recognize individual governments that succeed in achieving that goal. The goal of the program is not to assess the financial health of participating governments, but rather to ensure that users of their financial statements have the information they need to do so themselves.

The summer of 2024, Trindel's FY23-24 ACFR was awarded the Certificate of Achievement for Excellence in Financial Reporting for the second year's financial statements in a row.

A detailed listing of grading and comments has been retained by staff to ensure continued excellence in financial reporting.

FISCAL IMPACT: N/A

RECOMMENDATION: N/A



GOVERNMENT FINANCE OFFICERS ASSOCIATION
NEWS RELEASE

FOR IMMEDIATE RELEASE

8/14/2024

For more information contact:
Michele Mark Levine, Director/TSC
Phone: (312) 977-9700
Fax: (312) 977-4806
Email: mlevine@gfoa.org

(Chicago, Illinois)—Government Finance Officers Association of the United States and Canada (GFOA) has awarded the Certificate of Achievement for Excellence in Financial Reporting to **Trindel Insurance Fund** for its annual comprehensive financial report for the fiscal year ended June 30, 2023. The report has been judged by an impartial panel to meet the high standards of the program, which includes demonstrating a constructive "spirit of full disclosure" to clearly communicate its financial story and motivate potential users and user groups to read the report.

The Certificate of Achievement is the highest form of recognition in the area of governmental accounting and financial reporting, and its attainment represents a significant accomplishment by a government and its management.

Government Finance Officers Association (GFOA) advances excellence in government finance by providing best practices, professional development, resources, and practical research for more than 21,000 members and the communities they serve.



Government Finance Officers Association

Certificate of
Achievement
for Excellence
in Financial
Reporting

Presented to

**Trindel Insurance Fund
California**

For its Annual Comprehensive
Financial Report
For the Fiscal Year Ended

June 30, 2023

Christopher P. Morill

Executive Director/CEO



TRINDEL BOARD MEETING

October 2024

GENERAL BUSINESS

AGENDA ITEM 10.

SUBJECT: Report on New Hire Orientation Video.

STRATEGIC PLAN OBJECTIVE: Communication, Outreach, and Influence Goals.

ACTION FOR CONSIDERATION: Information Only.

BACKGROUND: In September 2022, at the Strategic Planning session, 7 votes were received in support of creating a new hire video to be shown at member county new hire orientation or during the on-boarding process. The purpose of this video is to introduce member county new employees to Trindel and its services.

The video serves as a warm welcome, offering insights into who we are, our safety values, and the resources available to members as they embark on their government careers. A strong safety culture is crucial for new hires because it fosters a supportive environment where everyone feels responsible for their own safety and that of their colleagues. Understanding and embracing safety protocols from the start helps prevent accidents and promotes a sense of well-being. By prioritizing safety, new employees can contribute to a positive workplace atmosphere, ensuring that everyone can thrive and perform their best without unnecessary risks. This commitment not only protects individuals but also strengthens the entire team, reinforcing our collective mission and values. We aim to make employee's transition smoother and help them feel connected from day one starting with orientation and on boarding.

FISCAL IMPACT: N/A

RECOMMENDATION: N/A



TRINDEL BOARD MEETING
October 2024

GENERAL BUSINESS
AGENDA ITEM 11.

SUBJECT: Report on Communications Plan.

STRATEGIC PLAN OBJECTIVE: Communications Plan.

ACTION FOR CONSIDERATION: Discuss and provide direction as appropriate.

BACKGROUND:

At the 2022 Trindel Board of Directors Strategic Planning Session, the Board directed staff to develop a communication plan to communicate the values of Trindel to key personnel, and reduce liability for certain segments of our members employee base.

This is an update on the progress of the communication plan to date.

FISCAL IMPACT: N/A

RECOMMENDATION: N/A



Trindel Insurance Fund Communication Plan

It all starts with Risk



- When our people are injured (Workers' Compensation)
- When we hurt other people/property(Liability, Med-Mal, Pollution)
- When our property is damaged (Property)



Mission and Vision

Mission Statement

The mission of Trindel Insurance Fund is to provide members the most cost-effective, and comprehensive risk financing mechanisms. We assure fiscal stability, effective risk control, and claims management programs to promote superior service to meet the employees, the County, and public's needs.

Vision Statement

Trindel Insurance Fund will be the preeminent member-driven risk management source for California Rural Counties.

Trindel Values

- Motivation: Not an insurance company. Public entity owned by its members. Motivated by quality and not by profit.
- Rural: The only JPA dedicated to serving only California Rural Counties.
- Member-Driven: Engaged and forward-thinking Board of Directors; dedicated member loss prevention, and DSR staff at member Counties.
- Fiscal Accountability: members are responsible for own losses, sharing costs of administration, and collective ownership in pooling.
- Self-Insurance: Retaining risk provides fiscal motivation to prevent/mitigate losses. “If you have money, you have options” (James Marta).
- Self-Reliance: Investing in ourselves, and relying less on others (excess insurers, TPA’s etc.,).
- Transparency: Providing members with individual financial statements, and check registers so they know where every dollar is spent.

Trindel's Exposures

- Corrections/Jail (Healthcare/Mental Health)
- District Attorneys (Wrongful Conviction/False Arrest)
- Employment Practices Liability
- Wildfire
- Auto/Transit
- Sheriff's Office (WC/4850, EPL, Excessive Force, False Arrest)
- Behavioral Health/HHS/Social Services (foster care, WC, and Auto)
- Public Works (Dangerous Condition, Auto, and WC)

Communication Plan

- Audience: Trindel Board of Directors and Alternates
- Message/Education: Trindel is a long term strategy for mitigating risk. Education on the Trindel Values, the mission, and the vision. Bringing awareness of exposures to programs, ways to mitigate them, and operational strategies for running a successful risk sharing pool. Providing risk management, insurance, finance, investment, and policy education so the Board can make decisions with the best available information and resources.
- Monthly claims blotter and Risk Control activity newsletter.

Communication Plan

- Audience: County Member Key Personnel (CoCo, HR/Risk, LPS)
- Message/Education: Trindel is an extension of the members risk management staff to provide ongoing support, guidance, and resources. We are boots on the ground, from dollar one, at the block and tackle level. We collaborate with you on claims, trainings, providing resources, and education.
- This is a constant, and continuous process where we work with you side by side.
- Monthly health and safety awareness news letter. Monthly claims blotter and Risk Control activity newsletter.
- Multiple conferences throughout the year.

Communication Plan

- Audience: Board of Supervisors
- Message/Education: Trindel is not an insurance company, we are a JPA special district, that is owned by the members, and we are not for profit. Our staff, and attorney's, contractors etc., are acting on behalf of the interest of the County, and not Trindel as an entity, or shareholders (Trindel has no shareholders). Our members are only rural counties, our purpose is to provide superior service, and the most cost effective strategies to the benefit of the County, while providing resources to County staff to mitigate risk.
- We take the opportunity to meet with them informally, and formally, at the direction of the member.

Communication Plan

- Audience: Member County Department Supervisors
- Educational Resources/Trainings: Risk Control Leadership Academy, On Demand Training Catalog via Trindel.org for Leadership Development, and in-person Leadership Development at member County. We also contract with various professional consultants, HR professionals, and attorneys to provide trainings.
- Purpose: To provide education, and resources to avoid workers' compensation, and employment practices liability losses.

Communication Plan

- Audience: Member County Non-Management Staff
- Educational Resources/Trainings: Safety Awareness, Mandated Trainings, Smith Driver Systems, Traffic Control, CPR, Ergonomics, IIPP, DSR, and employee wellness/stress reduction.
- Purpose: To promote wellness, reduce unsafe practices, and to provide information to help employees work safely to reduce covered losses.

Communication Plan

- Audience: Member County Law Enforcement Management
- Educational Resources/Trainings: False Arrest/Excessive Force, Wrongful Conviction, Jail Liability (Healthcare/Mental Health for Inmates, PREA), High Speed Pursuit Training/Policy, Leadership Training, and wellness (Desert Waters/Frontline First).
- Purpose: To reduce losses in the workers' compensation, liability, medical-malpractice, and property programs.

Communication Plan

- Audience: Member County Behavioral Health/Health and Human Services Management
- Educational Resources/Trainings: Smith Systems Driver Training, Leadership Training, Wellness, and Mental Health/Healthcare for Jails.
- Purpose: To reduce losses in the workers' compensation, liability, medical-malpractice, and property programs.

Communication Plan

- Audience: Public Works/Roads
- Educational Resources/Trainings: Annual Roads Conference, Tree liability, Dangerous Condition of Public Property, Chainsaw, Smith Systems Driver Training, and Leadership Trainings.
- Purpose: To reduce losses in the workers' compensation, liability, and property programs.



Communication Plan

- Audience: General Public
- Don't necessarily need to know who or what Trindel is but jurors and the general public need to understand that settlements/judgements against public agencies are paid for with **tax payer dollars!!!**



What's next?



TRINDEL BOARD MEETING
 October 2024

GENERAL BUSINESS
 AGENDA ITEM 12.

SUBJECT: Alliant and PRISM Report.

STRATEGIC PLAN OBJECTIVE: Communications Plan.

ACTION FOR CONSIDERATION: Discuss and provide direction as appropriate.

BACKGROUND:

Alliant and PRISM, formerly CSAC-EIA, have been valued partners as our insurance broker, and excess insurer since on or before 1985.

Kevin Bibler, our broker, and Gina Dean, PRISM CEO, are providing us with an update on their activities since the June Board of Directors meeting.

Excess Insurance Premiums					
Program	2024-25	% Change	2023-24	% Change	2022-23
Workers' Compensation	1,030,512	-18.88%	1,270,387	31.63%	965,138
General Liability	6,093,016	-4.06%	6,350,579	33.69%	4,750,126
Airport	46,631	2.00%	45,717	-1.61%	46,467
Aircraft	1,601	1.97%	1,570	0.00%	1,570
Crime	111,376	8.06%	103,069	6.65%	96,643
Watercraft	10,895	5.34%	10,343	4.85%	9,865
Cyber	196,535	27.92%	153,644	37.73%	111,553
OEL (Tehama)	142,695	-7.94%	155,007	21.43%	127,647
CIMI	245,171	0.01%	245,136	1.42%	241,710
Property	3,404,948	22.46%	2,780,464	24.26%	2,237,653
Pollution	73,955	44.20%	51,285	-18.79%	63,154
Medical Malpractice	1,203,451	11.60%	1,078,345	7.64%	1,001,813
Total	12,560,786	2.57%	12,245,546	26.85%	9,653,339

* Workers' Compensation and General Liability moved to a \$2M SIR for fiscal year 2024-25

Handout's will be provided at the meeting.

FISCAL IMPACT: N/A

RECOMMENDATION: N/A



TRINDEL BOARD MEETING

October 2024

GENERAL BUSINESS

AGENDA ITEM 13.

SUBJECT: Workers' Compensation Program Overview 2023-24.

STRATEGIC PLAN OBJECTIVE: Communications Plan.

ACTION FOR CONSIDERATION: Discuss and provide direction as appropriate.

BACKGROUND:

Trindel began its existence as the Trindel Workers' Compensation Fund in 1980, and added coverage for liability and property in 1985. The workers' compensation program was initially a risk sharing pool but was broken out into individual banking layers in the early nineties, and in 1998 it became a fully insured program through our involvement in the PRISM Primary Workers' Compensation (PWC) program. Trindel left the PWC program effective Jul 1, 2009, and began self-insuring with a \$125k Self-Insured Retention (SIR). During that time, the claims were administered under contract by an independent Third-Party Administrator.

July 1, 2012 Trindel began self-administering workers' compensation claims in-house by employing workers' compensation claims staff, and increased the programs SIR to \$300k.

July 1, 2018, the Trindel workers' compensation shared pooling layer was created for any losses between \$300k - \$1M, and attaching to our excess insurer, PRISM, at \$1M.

July 1, 2024, Trindel increased the pooling layer to \$300k- \$2M by investing more in ourselves as an organization to set our selves up for future opportunity by increasing the amount of capital by retaining more risk anticipating long term savings, and independence.

This is an overview of the funding of the self-insured layers, excess premiums, losses, and program performance for fiscal year 2024 as compared to prior years:

For the fiscal year 2024 we saw a 2.5% decrease in claim frequency with a total of 234 claims filed. This was the least amount of claims filed in a fiscal year in the last ten years, however, we also saw the largest claim ever in the workers' compensation program and the total incurred is more than all members claims combined in the

workers' compensation program for both fiscal year 2023 and 2024. Luckily the exposure is limited to the members banking layer, and capped at \$700k in the pool.

Overall, funding in the banking layer, \$0-\$300k, for fiscal year 2024 saw an 8% decrease compared to prior years 11% increase, and funding the pool saw a 10% decreasing in funding requirements compared to a 22% increase in prior year. Pool funding requirements since inception in 2018 had a cumulative increase of 45% based on member increases in payroll exposure, and an increase of claim severity in the program.

Excess insurance premiums for the \$1M above layer saw an 11% increase on top of a 78.6% combined increase over the prior two years. 2022 and prior saw rate stability, and minimal increases.

The best performing Counties with the main key performance indicators; frequency, average cost of claim, and loss rate; are:

1. Frequency: 1) Colusa, 2) Mono, and 3) Plumas
2. Average Cost of Claim: 1) Colusa, 2) Del Norte, and 3) Modoc
3. Loss Rate: 1) Colusa, 2) Modoc, and 3) Plumas

The worst performing Counties with the main key performance indicators; frequency, average cost of claim, and loss rate; are:

1. Frequency: 1) Lassen, 2) Del Norte, and 3) Tehama
2. Average Cost of Claim: 1) Alpine, 2) Tehama, and 3) Sierra
3. Loss Rate: 1) Alpine, 2) Tehama, and 3) Sierra

Trindel as a whole has the following metrics:

- Frequency: 1.04
- Average cost of claim: \$25,202.25
- Loss rate: \$2.72

PRISM EWC Counties have the following:

- Frequency: 1.23
- Average cost of claim: \$20,240
- Loss rate: \$2.50

Banking layer experience allocation has Tehama with the most amount of experience in the program with 35.50% percent, which is largely driven by their ballooning experience in the PWC program, and poor loss performance. San Benito has the second highest experience percentage allocation with 16.95% largely driven by open future medical claims with significant reserves. Sutter County will have 14.91% but it should be noted that they have seen the single largest improvement of any County since joining Trindel, and they are the largest member in terms of payroll, and employees.

In the pooling layer Sutter County has the most incurred, followed by Tehama, and Alpine. As of 6/30/2024 only \$8,000 in medical treatment has been paid out of the workers' compensation pool but since then \$700,00 has been paid on the severe loss mentioned above.

In the backup materials we calculated the ownership of the pool based on contributions since inception.

FISCAL IMPACT: N/A

RECOMMENDATION: N/A

Total Gross Incurred	Alpine County	Colusa County	Del Norte County	Lassen County	Modoc County	Mono County	Plumas County	San Benito County	Sierra County	Sutter County	Tehama County	Trinity County	Grand Total
2023-2024	51,651	152,202	217,572	321,152	164,794	353,705	435,571	335,523	8,420	342,645	8,712,934	152,313	11,248,482
2022-2023	66,110	557,776	113,239	596,243	25,174	523,900	233,776	1,289,509	242,660	482,110	821,000	955,496	5,906,991
2021-2022	175,028	141,596	384,519	339,055	85,164	520,297	805,272	537,738	204,416	643,747	2,106,232	446,662	6,389,724
2020-2021	4,173	7,403	576,207	776,364	179,231	385,182	228,515	1,367,182	284,620	843,968	2,824,210	434,472	7,911,526
2019-2020	5,353	130,461	193,829	131,070	44,783	83,571	27,805	170,924	679,796	1,892,140	2,005,966	814,568	6,130,265
2018-2019	3,044,397	119,303	16,029	373,277	322,824	291,947	530,333	948,046	118,190	1,773,398	1,046,723	331,592	8,916,060
2017-2018	201,072	62,069	340,839	553,312	237,638	315,398	480,290	610,799	121,154	980,323	2,259,469	502,707	6,665,070
2016-2017	82,839	132,366	637,186	1,153,967	45,917	157,429	609,895	550,184	526,320	1,455,223	2,270,480	394,341	8,016,148
2015-2016	71,411	95,831	1,097,289	578,356	768,686	1,174,253	396,797	1,335,758	274,905	1,197,262	1,142,756	51,907	8,185,210
2014-2015	185,380	8,114	415,518	492,372	80,375	607,736	159,393	896,604	309,354	1,193,806	1,193,806	317,057	4,665,710
2013-2014	8,438	257,627	433,334	1,054,406	85,947	156,351	384,549	804,647	42,044	2,019,659	2,019,659	59,147	5,306,149
Grand Total	3,895,852	1,664,747	4,425,559	6,369,574	2,040,534	4,569,768	4,292,197	8,796,912	2,811,879	9,610,814	26,403,236	4,460,263	79,341,336
	4.91%	2.10%	5.58%	8.03%	2.57%	5.76%	5.41%	11.09%	3.54%	12.11%	33.28%	5.62%	100.00%

Loss Experience Ratio \$0-\$300k	Alpine County	Colusa County	Del Norte County	Lassen County	Modoc County	Mono County	Plumas County	San Benito County	Sierra County	Sutter County	Tehama County	Trinity County	Grand Total
2023-2024	1.43%	4.22%	6.04%	8.91%	4.57%	9.81%	12.08%	9.31%	0.23%	9.51%	29.66%	4.23%	\$ 3,604,664.18
2022-2023	1.14%	9.23%	1.95%	10.25%	0.43%	9.00%	4.02%	22.16%	4.17%	8.29%	12.95%	16.42%	5,818,396
2021-2022	4.09%	3.31%	8.98%	7.92%	1.99%	12.15%	18.78%	12.56%	4.77%	15.03%	49.18%	10.43%	4,282,388
2020-2021	0.08%	0.15%	11.44%	15.41%	3.56%	7.65%	4.54%	26.14%	16.47%	16.76%	50.50%	8.63%	5,036,524
2019-2020	0.19%	4.64%	6.90%	4.66%	1.59%	2.97%	0.99%	4.30%	16.47%	28.29%	69.19%	28.99%	2,810,071
2018-2019	12.91%	2.54%	0.34%	7.94%	6.86%	6.21%	11.28%	19.40%	2.51%	22.97%	22.26%	7.05%	4,703,293
2017-2018	4.88%	1.51%	8.28%	9.68%	5.77%	7.66%	11.67%	13.44%	2.94%	21.95%	53.29%	12.21%	4,116,186
2016-2017	1.56%	2.49%	12.01%	21.75%	0.87%	2.97%	11.49%	10.37%	9.92%	19.15%	37.47%	7.43%	5,306,423
2015-2016	1.09%	1.46%	15.04%	8.82%	11.56%	17.65%	6.05%	15.09%	4.19%	18.25%	17.42%	0.79%	6,558,916
2014-2015	5.34%	0.23%	11.97%	14.18%	2.32%	17.50%	4.59%	25.82%	8.91%	0.00%	29.56%	9.13%	3,471,903
2013-2014	0.26%	7.84%	13.19%	32.09%	2.62%	4.76%	11.70%	24.47%	1.28%	0.00%	48.00%	1.80%	3,285,833
Total	2.98%	3.35%	8.81%	12.68%	4.14%	9.29%	8.76%	16.95%	5.30%	14.91%	35.50%	9.10%	\$ 48,994,597.60

Loss Experience \$0-\$300k	Alpine County	Colusa County	Del Norte County	Lassen County	Modoc County	Mono County	Plumas County	San Benito County	Sierra County	Sutter County	Tehama County	Trinity County	Grand Total	% Change
2023-2024	51,650.97	152,201.62	217,571.94	321,152.14	164,793.92	353,704.81	435,571.43	355,522.83	8,420.02	342,644.63	1,069,116.61	152,313.26	3,604,664.18	-38.05%
2022-2023	66,110.18	536,759.07	113,239.35	596,242.65	25,174.13	523,899.81	233,775.50	1,289,509.06	242,659.53	482,109.65	753,421.09	955,495.95	5,818,395.97	35.87%
2021-2022	175,027.68	141,595.86	384,518.72	339,055.27	85,163.96	520,296.86	804,166.93	537,738.19	204,415.87	643,746.57	2,106,231.57	446,661.75	4,282,387.66	-14.97%
2020-2021	4,172.70	7,402.76	576,206.73	776,364.03	179,231.08	385,182.22	228,515.08	1,316,390.17	284,619.66	843,967.73	2,543,213.92	434,471.86	5,036,524.02	79.23%
2019-2020	5,352.80	130,460.64	193,828.87	131,069.90	44,783.45	83,570.90	27,805.23	120,923.57	462,792.97	794,914.63	1,944,175.02	834,568.46	2,810,071.42	-40.25%
2018-2019	607,001.71	119,303.34	16,028.92	373,276.81	322,824.08	291,947.00	530,332.63	912,283.58	118,190.45	1,080,512.20	1,046,723.37	331,592.31	4,703,293.03	14.26%
2017-2018	201,071.87	62,069.33	340,839.01	398,345.72	237,637.75	315,397.80	480,290.09	553,182.72	121,154.07	903,490.56	2,193,477.70	502,707.18	4,116,186.10	-22.43%
2016-2017	82,833.39	132,365.95	637,185.63	1,153,967.43	45,917.27	157,423.34	609,895.11	550,183.73	526,319.93	1,015,977.84	1,988,412.55	394,341.14	5,306,422.76	-19.10%
2015-2016	71,410.84	95,830.50	986,465.02	578,356.19	758,099.80	1,157,964.82	396,939.18	989,917.49	274,905.49	1,197,262.06	1,142,755.63	51,906.90	6,558,916.02	88.91%
2014-2015	185,379.87	8,114.41	415,517.51	492,372.26	80,374.95	607,735.57	159,393.18	896,603.80	309,354.40		1,026,179.33	317,057.14	3,471,903.09	5.66%
2013-2014	8,437.89	257,627.33	433,333.63	1,054,405.85	85,946.94	156,350.98	384,549.44	803,990.05	42,044.23		1,577,330.93	59,147.01	3,285,833.35	
	1,458,455.90	1,643,730.81	4,314,735.33	6,214,608.25	2,029,947.33	4,553,480.11	4,291,091.53	8,366,245.19	2,594,876.62	7,304,625.87	17,391,037.72	4,460,262.96	48,994,597.60	

Workers' Compensation Banking Layer Funding

Fiscal Year	Workers' Compensation Banking Layer Funding															Total	% Change	Cumulative
	ALPINE 120	COLLISA 130	DEL NORTE 140	LASSEN 150	MODOC 160	MONO 170	PLUMAS 180	SAN BENITO 190	SIERRA 200	SUTTER 205	TEHAMA 207	TRINITY 210						
2024	\$ 330,422	\$ 139,235	\$ 642,485	\$ 849,815	\$ 439,804	\$ 703,280	\$ 675,460	\$ 992,294	\$ 474,194	\$ 1,651,064	\$ 2,734,336	\$ 569,765	\$ 10,202,154	-8%	\$ 11,135,199	86%		
2023	\$ 329,782	\$ 148,889	\$ 840,459	\$ 1,075,564	\$ 536,677	\$ 899,130	\$ 750,164	\$ 1,186,989	\$ 617,665	\$ 2,070,614	\$ 1,981,199	\$ 698,066	\$ 11,135,199	16%	\$ 9,578,000	16%		
2022	\$ 312,334	\$ 249,319	\$ 934,719	\$ 1,381,538	\$ 577,424	\$ 887,807	\$ 869,311	\$ 1,230,491	\$ 552,981	\$ 1,975,923	\$ 1,981,199	\$ 656,152	\$ 9,578,000	-9%	\$ 10,579,000	-9%		
2021	\$ 235,610	\$ 339,271	\$ 1,251,308	\$ 1,572,363	\$ 479,455	\$ 888,774	\$ 1,108,663	\$ 1,309,958	\$ 561,860	\$ 2,185,011	\$ 2,185,011	\$ 691,727	\$ 10,579,000	2%	\$ 10,390,932	2%		
2020	\$ 414,959	\$ 368,425	\$ 1,290,322	\$ 1,430,696	\$ 439,966	\$ 815,397	\$ 1,074,585	\$ 1,309,524	\$ 467,677	\$ 2,167,305	\$ 2,167,305	\$ 612,072	\$ 10,390,932	3%	\$ 10,119,885	3%		
2019	\$ 372,435	\$ 425,820	\$ 1,435,917	\$ 1,296,210	\$ 571,746	\$ 877,456	\$ 1,035,003	\$ 1,241,530	\$ 381,161	\$ 1,775,134	\$ 1,775,134	\$ 743,474	\$ 10,119,885	1%	\$ 10,051,876	1%		
2018	\$ 312,022	\$ 534,652	\$ 1,403,970	\$ 1,449,148	\$ 484,584	\$ 842,009	\$ 1,361,043	\$ 1,047,380	\$ 320,720	\$ 1,715,970	\$ 1,715,970	\$ 580,378	\$ 10,051,876	14%	\$ 8,832,668	14%		
2017	\$ 249,011	\$ 432,262	\$ 1,054,957	\$ 1,176,666	\$ 480,486	\$ 535,725	\$ 1,253,824	\$ 894,336	\$ 268,796	\$ 1,911,424	\$ 1,911,424	\$ 575,181	\$ 8,832,668	17%	\$ 7,566,650	17%		
2016	\$ 225,300	\$ 461,865	\$ 905,126	\$ 455,857	\$ 455,857	\$ 422,062	\$ 1,119,741	\$ 726,217	\$ 223,952	\$ 1,506,506	\$ 1,506,506	\$ 528,704	\$ 7,566,650	31%	\$ 5,492,348	31%		
2015	\$ 173,952	\$ 429,696	\$ 867,456	\$ 1,075,968	\$ 438,912	\$ 433,152	\$ 988,416	\$ 693,504	\$ 197,934	\$ 1,506,506	\$ 1,506,506	\$ 483,840	\$ 5,492,348	5%	\$ 5,492,348	5%		
2014	\$ 150,615	\$ 378,775	\$ 729,884	\$ 1,003,760	\$ 477,961	\$ 459,130	\$ 1,035,985	\$ 671,167	\$ 184,617	\$ 1,506,506	\$ 1,506,506	\$ 450,453	\$ 5,492,348		\$ 5,492,348			
2013	\$ 106,436	\$ 308,209	\$ 11,356,604	\$ 13,218,048	\$ 5,282,872	\$ 7,763,922	\$ 11,276,195	\$ 11,303,391	\$ 4,251,557	\$ 16,958,951	\$ 4,715,535	\$ 6,589,813	\$ 99,731,532		\$ 99,731,532			

Workers' Compensation Excess Premium

Fiscal Year	ALPINE 120	COLUSA 130	DEL NORTE 140	LASSEN 150	MODOC 160	MONO 170	PLUMAS 180	SAN BENITO 190	SIERRA 200	SUTTER 205	TEHAMA 207	TRINITY 210	Total	YOY %
2024	24,815	85,909	88,669	67,825	43,396	86,677	77,348	116,090	33,627	223,510	160,935	63,132	1,071,933	11.64%
2023	18,789	66,228	67,394	69,057	38,710	70,076	67,049	107,198	27,287	173,744	200,000	54,654	960,186	78.60%
2022	13,758	47,288	46,147	47,561	27,384	50,274	45,063	80,471	18,632	123,851		37,181	537,610	-9.93%
2021	14,829	55,025	53,503	54,856	27,743	52,338	53,783	81,823	19,093	143,425		40,467	596,885	4.33%
2020	13,931	52,613	49,164	52,810	24,934	48,628	54,548	76,772	17,072	145,006		36,615	572,093	3.96%
2019	13,750	52,557	49,876	52,791	22,732	45,095	48,019	77,003	16,452	133,661		38,377	550,313	-61.86%
2018	31,113	127,069	160,884	148,331	62,320	107,945	143,794	171,282	36,318	364,773		88,968	1,442,797	0.25%
2017	30,050	145,302	143,703	149,956	50,288	108,153	154,656	193,791	39,039	339,824		84,415	1,439,177	-15.20%
2016	28,428	140,710	122,161	136,807	47,921	108,497	120,442	166,521	34,663	717,454		73,503	1,697,107	93.26%
2015	25,847	81,826	92,154	108,883	43,405	103,187	190,528	137,031	31,924			63,359	878,144	15.58%
2014	22,167	77,425	83,030	86,751	39,970	91,672	145,446	129,227	31,348			52,717	759,753	
Total	237,477	931,952	956,685	975,628	428,803	872,542	1,100,676	1,337,209	305,455	2,365,248	360,935	633,388	10,505,998	

WC Frequency	Alpine County	Colusa County	Del Norte County	Lassen County	Modoc County	Mono County	Plumas County	San Benito County	Sierra County	Sutter County	Tehama County	Trinity County	Grand Total	% change
2023-2024	5	12	21	14	7	15	14	14	34	2	45	51	14	234
2022-2023	4	18	17	20	10	21	11	11	30	7	47	35	20	240
2021-2022	5	20	31	24	5	25	18	18	24	5	52	69	20	298
2020-2021	3	6	33	19	12	13	15	15	30	8	52	59	12	262
2019-2020	5	8	25	33	10	9	16	16	30	6	45	45	25	257
2018-2019	8	14	28	22	15	12	40	40	37	7	53	65	17	318
2017-2018	8	18	30	43	13	14	27	27	31	5	71	59	19	338
2016-2017	12	15	35	37	8	15	25	25	41	12	75	67	23	365
2015-2016	12	16	38	37	19	27	22	22	42	10	70	61	20	374
2014-2015	9	9	39	43	9	16	13	13	33	13	73	73	15	272
2013-2014	2	20	36	41	11	22	37	37	28	17	77	77	15	306
Grand Total	73	156	333	333	119	189	238	238	360	92	510	661	200	3264

Workers' Compensation Pool Reserve Incurred

Row Labels	Alpine County	Column Labels	Colusa County	Del Norte County	Lassen County	Modoc County	Mono County	Plumas County	San Benito County	Sierra County	Sutter County	Tehama County	Trinity County	Grand Total
2023-2024	\$ -		\$ -	\$ -	\$ -	\$ -	\$ -	\$ -	\$ -	\$ -	\$ -	\$ 700,000	\$ -	\$ 700,000
2022-2023	\$ -	\$ 21,017	\$ -	\$ -	\$ -	\$ -	\$ -	\$ -	\$ -	\$ -	\$ -	\$ -	\$ -	\$ 88,596
2021-2022	\$ -	\$ -	\$ -	\$ -	\$ -	\$ -	\$ -	\$ 1,105	\$ -	\$ -	\$ -	\$ -	\$ -	\$ 1,105
2020-2021	\$ -	\$ -	\$ -	\$ -	\$ -	\$ -	\$ -	\$ -	\$ 50,791	\$ -	\$ -	\$ -	\$ -	\$ 50,791
2019-2020	\$ -	\$ -	\$ -	\$ -	\$ -	\$ -	\$ -	\$ -	\$ -	\$ 217,003	\$ -	\$ 700,000	\$ -	\$ 917,003
2018-2019	\$ -	\$ 732,790	\$ -	\$ -	\$ -	\$ -	\$ -	\$ -	\$ -	\$ 35,763	\$ -	\$ 692,886	\$ -	\$ 1,461,439
Grand Total	\$ 732,790	\$ 21,017	\$ -	\$ -	\$ -	\$ -	\$ -	\$ -	\$ 1,105	\$ 217,003	\$ 1,392,886	\$ 767,579	\$ -	\$ 3,218,933

Fiscal Year	Workers' Compensation Pooling Layer Funding										Total	YOY %	Cumul.		
	ALPINE 120	COLLUSA 130	DEL NORTE 140	LASSEN 150	MODOC 160	MONO 170	PLUMAS 180	SAN BENITO 190	SIERRA 200	SUTTER 205				TEHAMA 207	TRINITY 210
2024	106,711	179,153	175,813	170,985	84,498	178,358	168,293	261,903	62,724	530,267	364,486	118,809	2,402,000	-10.66%	45.14%
2023	94,586	192,180	183,692	177,480	89,685	180,186	184,804	260,352	62,693	616,286	525,481	121,055	2,688,481	22.15%	
2022	83,410	183,146	193,249	191,084	90,621	187,892	190,319	314,269	60,013	570,146		136,851	2,201,000	5.01%	
2021	47,334	189,041	187,145	191,323	91,868	192,837	186,843	261,928	55,785	556,508		135,388	2,096,000	19.23%	
2020	47,039	182,316	156,842	154,658	79,285	167,361	160,784	213,330	46,605	441,093		108,689	1,758,000	6.22%	
2019	38,701	144,785	145,828	149,061	82,229	164,730	150,869	217,272	45,175	411,449		104,901	1,655,000		
Total	417,781	1,070,620	1,042,569	1,034,591	518,186	1,071,364	1,041,913	1,529,053	332,995	3,125,749	889,967	725,693	12,800,481		
% Ownership	3.26%	8.36%	8.14%	8.08%	4.05%	8.37%	8.14%	11.95%	2.60%	24.42%	6.95%	5.67%			



TRINDEL BOARD MEETING

October 2024

GENERAL BUSINESS

AGENDA ITEM 14.

SUBJECT: General Liability Program Overview 2023-24.

STRATEGIC PLAN OBJECTIVE: Communications Plan.

ACTION FOR CONSIDERATION: Discuss and provide direction as appropriate.

BACKGROUND:

By Way of brief back ground, general liability coverage is coverage for claims and lawsuits from third parties related to automobile liability, bodily injury and property damage, employment practices liability, public officials' errors and omissions, and personal injury. Historically this was not an expensive coverage, and up until 2012 workers' compensation was the costliest and the focus of attention on cost mitigation strategies.

In 2016 Trindel began administering the liability and property claims in-house. Prior to that the claims were administered by George Hills Company, and Rooney and Anderson, both were our independent third-party administrators (TPA).

Beginning in 2017 California public entities saw a sharp rise in the cost of lawsuits related to adverse jury verdicts, and settlements which has resulted in significant increases for the cost of the program.

Trindel began its general liability program in 1985 as a self-funded structure with individual banking arrangements for each member with a \$100k SIR. In 2019 the banking layer SIR was increased to \$250k, and in 2022 Trindel began pooling general liability losses from \$250k-\$1M. In fiscal year 2025 the Trindel Board of Directors increased the pool to \$250k-\$2M which resulted in a \$2M premium savings.

This is an overview of the funding of the self-insured layers, excess premiums, losses, and program performance for fiscal year 2024 as compared to prior years:

For the fiscal year 2024 we saw a 29% decrease in claim frequency with a total of 158 claims filed. This is a good result compared to 2023 where we received 221 claims. The claim frequency is driven by dangerous conditions of our roads but very rarely result in a payout, and account for only 2% of total incurred for the program.

Our 10-year average for general liability claims filed within a year is 161. The liability programs main exposure is not frequency but severity, and we have not had a severe loss trigger coverage in the 2023-2024 year yet but the statute of limitations can be up to 10 years for certain exposures. It typically takes up to 4 years for our liability exposures to mature for a given fiscal year. The adverse verdicts, and settlements, in excess of \$1M that happened in the fiscal year were for claims that were covered in a different fiscal year subject to a lower SIR.

Overall, funding for the individual member banking layers, \$0-\$250K, saw a 1.3% increase after a 10% increase in 2023. Over the last ten years we have seen a overall cumulative increase of 54% in funding requirements as a result of an increase in losses in the layer, and payroll increases. As a reminder, we have an annual actuarial study that determines the funding requirements.

The general liability pool began in 2022, and overall, the funding requirements have been consistent due to the absence of loss development in the layer. Since inception in 2022, the actuarial determined funding requirements have only increased by .44%.

Excess insurance premiums are the largest cost driver in the program at this time. In 2024 we paid \$4.75M for excess insurance with a \$1M SIR which was a 42% increase over 2023. However, over the last ten years we have seen an overall cumulative increase of 172% even after restructuring the program, and increasing our SIR.

The best performing Counties with the main key performance indicators; frequency, average cost of claim, and loss rate; are:

1. Frequency: 1) Mono, 2) Plumas, and 3) Colusa
2. Average Cost of Claim: 1) Tehama, 2) Del Norte, and 3) San Benito
3. Loss Rate: 1) Mono, 2) Colusa, and 3) Plumas

The worst performing Counties with the main key performance indicators; frequency, average cost of claim, and loss rate; are:

1. Frequency: 1) Tehama, 2) Del Norte, and 3) Lassen
2. Average Cost of Claim: 1) Sutter, 2) Trinity, and 3) Sierra
3. Loss Rate: 1) Trinity, 2) Sierra, and 3) Lassen

Trindel as a whole has the following metrics:

- Frequency: .81
- Average cost of claim: \$47,761.25
- Loss rate: \$2.15

PRISM Counties had the following:

- Frequency: .89
- Average cost of claim: \$15,979
- Loss rate: \$1.43

The banking layer experience allocation for the upcoming premium year has Sutter County with 20.39% of the total incurred in this layer for the prior ten years, Trinity County with 14.79%, and Tehama County with 13.60%.

The pooling layer experience allocation for the upcoming year has Sutter County with 27.67% of the total incurred for the prior ten years, Trinity County with 26.71%, and Tehama County with 17.76%

In the backup materials we calculated the ownership of the pool based on contributions since inception.

FISCAL IMPACT: N/A

RECOMMENDATION: N/A

Row Labels	Alpine County	Colusa County	Del Norte County	Lassen County	Modoc County	Mono County	Plumas County	San Benito County	Sierra County	Sutter County	Tehama County	Trinity County	Grand Total
2023-2024	-	19,103	193,000	34,914	-	136,965	57,120	61,509	-	89,740	100,950	541,723	1,235,023
2022-2023	131,204	176,327	34,998	135,795	128,050	372,099	58,265	528,163	10,598	89,571	132,223	1,329,368	3,126,661
2021-2022	2,697	1,814	51,500	191,269	127,810	119,415	9,626	15,539	1,229	22,045	259,803	23,333	826,079
2020-2021	166,137	178,663	57,289	28,377	1,059	86,868	-	431,181	7,935	877,805	18,238	684,803	2,538,354
2019-2020	32,321	-	131,239	105,496	3,163	-	48,194	7,943	2,385	1,694,539	110,742	14,600,057	16,736,077
2018-2019	133,724	-	60,247	56,531	9,958	8,587	3,166,320	17,994	150	372,882	492,806	220,517	4,539,718
2017-2018	5,304	2,774	455,704	121,669	283,931	-	11,889	112,142	772	5,889,258	2,347,765	108,358	9,339,567
2016-2017	14,372	335,067	26,907	43,329	55,404	7,667	42,418	204,464	802	354,517	365,827	48,019	1,498,793
2015-2016	-	2,022	88,714	300,873	97,721	18,798	421,091	595,449	437	919,969	830,223	916	3,276,211
2014-2015	3,168	62,539	101,255	262,636	150,323	29,624	77,079	110,545	594	66,363	3,651	37,462	905,240
2013-2014	133,087	1,008	232,924	276,191	974,580	252,200	23,348	690,442	6,308	350,705	187,037	23,558	3,151,389
Grand Total	622,013	779,316	1,433,777	1,557,081	1,831,999	1,032,224	3,915,349	2,775,371	31,211	10,727,394	4,849,264	17,618,113	47,173,112
Allocation by County	1.32%	1.65%	3.04%	3.30%	3.88%	2.19%	8.30%	5.88%	0.07%	22.74%	10.28%	37.35%	100.00%

Banking layer experience

	Alpine County	Colusa County	Del Norte County	Lassen County	Modoc County	Mono County	Plumas County	San Benito County	Sierra County	Sutter County	Tehama County	Trinity County	Grand Total
2023-2024	-	19,103	193,000	34,914	-	136,965	57,120	61,509	-	89,740	100,950	415,723	1,109,023
2022-2023	131,204	176,327	34,998	135,795	128,050	372,099	58,265	478,163	10,598	89,571	132,223	678,368	2,425,661
2021-2022	2,697	1,814	51,500	191,269	127,810	119,415	9,626	15,539	1,229	22,045	259,803	23,333	826,079
2020-2021	166,137	178,663	57,289	28,377	1,059	86,868	-	376,181	7,935	831,402	18,238	481,503	2,233,651
2019-2020	32,321	-	131,239	105,496	3,163	-	48,194	7,943	2,385	852,709	110,742	512,285	1,806,475
2018-2019	133,724	-	60,247	56,531	9,958	8,587	518,738	17,994	150	271,992	457,279	203,593	1,738,795
2017-2018	5,304	2,774	222,166	121,669	200,000	-	11,889	112,142	772	402,750	413,045	108,358	1,600,871
2016-2017	14,372	276,041	26,907	43,329	55,404	7,667	42,418	175,480	802	264,204	365,827	48,019	1,320,470
2015-2016	-	2,022	88,714	183,890	97,721	18,798	179,557	337,852	437	454,969	279,506	916	1,644,380
2014-2015	3,168	62,539	101,255	262,636	150,323	29,624	77,079	110,545	594	66,363	3,651	37,462	905,240
2013-2014	133,087	1,008	151,167	276,191	157,667	195,341	23,348	213,873	6,308	145,297	187,037	23,558	1,513,882
Grand Total	622,013	720,290	1,118,482	1,440,098	931,154	975,365	1,026,233	1,907,221	31,211	3,491,043	2,328,300	2,533,117	17,124,527
	3.63%	4.21%	6.53%	8.41%	5.44%	5.70%	5.99%	11.14%	0.18%	20.39%	13.60%	14.79%	100.00%

General Liability Banking Layer Funding

Fiscal Year	ALPINE	COLUSA	DEL NORTE	LASSEN	MODOC	MONO	PLUMAS	SAN BENITO	SIERRA	SUTTER	TEHAMA	TRINITY	Total	% change	Cumulative Change
	120	130	140	150	160	170	180	190	200	205	207	210			
2024	121,677	96,993	195,275	222,762	134,480	68,752	268,309	325,239	3,824	1,097,616	710,462	479,021	3,724,412	1.34%	1.34%
2023	62,827	138,232	266,555	347,536	194,712	48,440	403,439	320,154	4,130	992,855	534,345	362,119	3,675,345	10.57%	10.57%
2022	177,042	131,535	322,482	460,679	333,124	103,717	317,425	470,125	3,767	936,089		68,015	3,324,000	-0.41%	-0.41%
2021	248,275	189,980	241,549	366,836	377,132	270,419	318,532	437,683	46,979	776,898		63,564	3,337,848	-1.77%	-1.77%
2020	131,247	174,622	431,044	490,154	359,531	304,398	195,871	345,233	100,293	762,437		103,308	3,398,138	224.62%	224.62%
2019	118,123	30,664	103,852	135,243	88,826	22,313	216,219	61,915	45,388	146,048		78,222	1,046,812	84.47%	84.47%
2018	39,696	16,541	54,344	115,093	62,112	23,618	71,596	69,919	40,903	22,962		50,680	567,465	9.08%	9.08%
2017	19,824	38,012	82,925	115,524	40,887	42,076	24,086	49,263	43,340	24,929		39,351	520,217	-78.26%	-78.26%
2016	84,860	185,321	469,922	349,368	86,042	160,501	134,263	397,117	147,790	216,050		161,683	2,392,919	6.56%	6.56%
2015	52,713	170,579	550,192	413,902	104,582	177,326	130,096	395,347	137,021			113,860	2,245,618	-7.10%	-7.10%
2014	55,942	208,469	584,681	411,687	84,484	186,092	174,904	434,292	145,295			131,521	2,417,366		

Fiscal Year	General Liability Excess Premiums											Total	% Change	Cumul. % Change	
	ALPINE 120	COLUSA 130	DEL NORTE 140	LASSEN 150	MODOC 160	MONO 170	PLUMAS 180	SAN BENITO 190	SIERRA 200	SUTTER 205	TEHAMA 207				TRINITY 210
2024	78,578	361,834	372,538	291,028	179,072	361,620	336,953	575,187	132,503	924,120	799,934	336,759	4,750,126	42%	172%
2023	67,814	246,190	253,111	245,833	156,635	237,536	231,894	354,996	109,479	639,284	600,000	207,054	3,349,826	19%	
2022	69,000	256,000	252,000	255,000	136,000	247,000	241,000	369,000	112,000	665,000		215,000	2,817,000	-17%	
2021	74,713	287,514	322,514	305,507	184,936	307,118	285,326	495,603	102,049	795,461		215,813	3,376,554	10%	
2020	69,000	260,000	277,000	277,000	171,000	281,000	258,000	449,000	93,000	718,000		196,000	3,067,000	404%	
2019	23,165	39,971	101,341	66,887	19,466	58,016	59,385	108,437	16,160	67,092		48,633	608,553	9%	
2018	21,992	38,340	99,509	65,865	18,905	56,805	53,257	88,716	13,619	52,911		48,506	558,425	2%	
2017	22,860	38,439	98,839	62,261	19,221	57,427	50,599	85,855	13,529	51,892		47,898	548,820	-76%	
2016	51,938	230,074	305,043	228,238	91,862	191,777	203,094	356,368	94,832	391,842		167,419	2,312,487	26%	
2015	56,435	198,204	243,741	272,069	99,847	213,569	184,186	347,967	74,196			145,982	1,836,196	5%	
2014	44,446	190,224	234,503	276,174	82,359	172,268	202,980	347,137	76,039			117,310	1,743,440		

Claim Frequency

Row Labels	Alpine County	Colusa County	Del Norte County	Lassen County	Modoc County	Mono County	Plumas County	San Benito County	Sierra County	Sutter County	Tehama County	Trinity County	Grand Total	% Change	Average
2023-2024	1	6	9	6	1	11	6	66	1	20	24	7	158	-29%	161
2022-2023	4	14	9	13	4	16	11	64	7	31	34	14	221	87%	
2021-2022	2	3	7	11	3	8	6	20	1	19	33	5	118	5%	
2020-2021	1	6	13	9	2	9	3	12	3	23	23	8	112	-19%	
2019-2020	2	2	18	16	4	6	4	13	4	31	28	11	139	-29%	
2018-2019	5	4	18	12	6	6	22	14	2	38	58	11	196	0%	
2017-2018	1	8	22	15	6	2	10	20	3	29	72	8	196	9%	
2016-2017	3	10	23	17	10	9	15	36	3	24	25	5	180	15%	
2015-2016	1	2	27	11	4	5	9	25	3	25	39	5	156	18%	
2014-2015	3	5	20	18	5	6	6	24	1	15	18	11	132	-19%	
2013-2014	4	3	27	20	8	8	11	12	6	21	33	10	163		
Grand Total	27	63	193	148	53	86	103	306	34	276	387	95	1771		
	1.52%	3.56%	10.90%	8.36%	2.99%	4.86%	5.82%	17.28%	1.92%	15.58%	21.85%	5.36%	100.00%		

Pool layer incurred

Row Labels	Alpine County	Colusa County	Del Norte County	Lassen County	Modoc County	Mono County	Plumas County	San Benito County	Sierra County	Sutter County	Tehama County	Trinity County	Grand Total
2023-2024	\$ -	\$ -	\$ -	\$ -	\$ -	\$ -	\$ -	\$ -	\$ -	\$ -	\$ -	\$ 126,000.00	\$ 126,000.00
2022-2023	-	-	-	-	-	-	-	50,000	-	-	-	651,000	701,000
2021-2022	-	-	-	-	-	-	-	-	-	-	-	-	-
2020-2021	-	-	-	-	-	-	-	55,000	-	46,403	-	203,300	304,703
2019-2020	-	-	-	-	-	-	-	-	-	750,000	-	750,000	1,500,000
2018-2019	-	-	-	-	-	-	750,000	-	-	-	-	-	750,000
2017-2018	-	-	48,876	-	-	-	-	-	-	750,000	750,000	-	1,548,876
2016-2017	-	-	-	-	-	-	-	-	-	-	-	-	-
2015-2016	-	-	-	-	-	-	91,534	27,356	-	190,884	400,717	-	710,490
2014-2015	-	-	-	-	-	-	-	-	-	-	-	-	-
2013-2014	-	-	-	-	666,778	-	-	115,696	-	55,442	-	-	837,916
Grand Total	-	-	48,876	-	666,778	-	841,534	248,052	-	1,792,728	1,150,717	1,730,300	6,478,985
Allocation Percent	0.00%	0.00%	0.75%	0.00%	10.29%	0.00%	12.99%	3.83%	0.00%	27.67%	17.76%	26.71%	100.00%

Fiscal Year	General Liability Pool Funding											Total	% Change Cumul. %	
	ALPINE	COLUSA	DEL NORTE	LASSEN	MODOC	MONO	PLUMAS	SAN BENITO	SIERRA	SUTTER	TEHAMA			TRINITY
2024	\$ 43,057	\$ 137,161	\$ 127,880	\$ 123,660	\$ 86,287	\$ 153,005	\$ 156,550	\$ 183,880	\$ 41,326	\$ 396,387	\$ 271,687	\$ 118,120	\$ 1,839,000	-9.90%
2023	45,131	154,508	164,853	140,905	110,090	164,755	164,283	199,531	48,261	421,534	302,135	125,148	2,041,135	11.48%
2022	44,285	163,069	171,043	161,941	107,441	171,578	168,456	215,745	69,046	430,771		127,624	1,831,000	
Total	\$ 132,473	\$ 454,739	\$ 463,776	\$ 426,506	\$ 303,818	\$ 489,337	\$ 489,289	\$ 599,156	\$ 158,633	\$ 1,248,692	\$ 573,822	\$ 370,893	\$ 5,711,135	
Ownership %	2.32%	7.96%	8.12%	7.47%	5.32%	8.57%	8.57%	10.49%	2.78%	21.86%	10.05%	6.49%		



TRINDEL BOARD MEETING

October 2024

GENERAL BUSINESS

AGENDA ITEM 15.

SUBJECT: Property Program Overview 2023-24.

STRATEGIC PLAN OBJECTIVE: Communications Plan.

ACTION FOR CONSIDERATION: Discuss and provide direction as appropriate.

BACKGROUND:

The property program provides coverage for damage to County property; real, personal, or licensed and unlicensed vehicles. This is in essence a low SIR pass through program with a \$15k, and \$25k attachment to insurance for vehicles, and all risk (which is coverage for real and personal property). Vehicles valued in excess of \$250k are subject to a \$100k SIR, and unscheduled infrastructure is subject to a \$500k SIR. Due to the frequency of losses we perform an annual actuarial study to determine appropriate funding for the program.

This is an overview of the funding of the self-insured layers, excess premiums, losses, and program performance for fiscal year 2024 as compared to prior years:

The property program as a whole is the least healthy financially of all Trindel programs, and currently has a negative net position of **\$(1,716,587.47)**. This is due to past funding practices where we only billed what was paid in excess premium in prior year, and we were not able to keep up with the excess insurance premium increases. As a result, we did not have adequate funding to pay claims.

We are going to work with our actuary, and come up with a plan to address this in the 2025-26 premiums.

In terms of frequency, we had exactly as many property claims in 2024 as we did in 2023 with a total of 74. The ten-year average of number of claims filed in a fiscal year is 62. The property program is extremely volatile in terms of claim severity. This year we had one claim that incurred \$10.1M which represents 90% of the uncapped gross total incurred for the entire fiscal year but luckily Trindel's exposure is capped at \$25k.

Sutter County had the most claims in FY 2024 followed by Tehama and Trinity County.

71% of the 10-year total of claims and 58% incurred within the banking layer are vehicle losses.

The actuarial requirements to fund the banking layer in 2024 saw a 37.71% increase over the funding requirements in prior year. This was largely due to adverse loss development, and increase of the total insured values. Over the last 10 years we have seen a cumulative increase of 82% in funding requirements for the banking layer.

Excess insurance premiums saw a 20.07% increase over 2023 which saw a 48.40% increase over 2022. Since 2020 we have seen a cumulative increase of 238%. However, due to the nature of this program being one where funds are paid out quickly compared to workers' compensation or general liability, I do not recommend retaining additional risk, as the program frequently pays out more in claims than what we pay in premiums, which still appears to be a good deal.

Overall, San Benito County has suffered the worst loss in the past 10 years which will negatively affect their claim experience for the next 10 years. Plumas County is still recovering from the Dixie fire but we are near finalization of the claim, and then Alpine's claim for the Tamarack fire is still in progress with the hopes it resolves within the next year.

FISCAL IMPACT: N/A

RECOMMENDATION: N/A

Total Gross Incurred

Fiscal Year	Alpine County	Colusa County	Del Norte County	Lassen County	Modoc County	Mono County	Plumas County	San Benito County	Sierra County	Sutter County	Tehama County	Trinity County	Grand Total	% change
2023-2024	54,787	98,654	123,000	2,000	13,000	253,110	8,625	10,018,743	9,398	230,297	57,295	254,033	11,122,942	650.13%
2022-2023	202,681	37,133	623,103	47,840	28,958	109,469	128,573	36,706	19,099	124,958	52,884	71,406	1,482,810	-74.02%
2021-2022	1,036,469	-	32,758	4,052	75,061	27,676	4,010,356	87,008	44,451	67,302	323,079	30,300	5,708,213	1523.50%
2020-2021	6,989	-	56,626	33,790	57,776	20,942	90,345	20,299	44,451	34,533	30,300	30,300	351,600	-53.41%
2019-2020	43,434	86,766	201,983	52,616	50,831	12,288	158,545	87,431	4,425	49,475	6,847	6,847	754,641	32.39%
2018-2019	132,332	6,687	41,411	55,253	107,189	9,714	101,743	29,067	6,477	65,862	14,288	14,288	570,024	-32.08%
2017-2018	86,983	36,934	249,424	198,727	11,087	-	86,247	86,403	12,550	5,001	65,858	65,858	839,215	-29.98%
2016-2017	225,568	184,358	307,596	16,186	77,604	73,803	199,907	16,540	16,540	74,933	14,941	14,941	1,198,557	-55.88%
2015-2016	254,313	8,154	13,055	16,495	51,000	845	237,264	148,582	2,373	1,807,416	177,328	177,328	2,716,825	416.55%
2014-2015	56,188	2,419	37,938	49,165	90,432	23,057	148,852	24,639	44,071	24,639	49,199	49,199	525,960	0.76%
2013-2014	22,930	1,591	28,264	322,174	50,441	7,854	20,660	55,473	12,602	12,602	12,602	12,602	521,991	
Total	2,122,675	462,696	1,715,159	798,298	613,380	538,758	5,191,118	10,601,470	159,386	2,459,779	110,179	1,019,880	25,792,778	
	8.23%	1.79%	6.65%	3.10%	2.38%	2.09%	20.13%	41.10%	0.62%	9.54%	0.43%	3.95%	100.00%	

Banking layer experience 0-\$25k

Row Labels	Alpine County	Colusa County	Del Norte Co	Lassen County	Modoc County	Mono County	Plumas County	San Benito County	Sierra County	Sutter County	Tehama County	Trinity County	Grand Total	% Change	Cumul. % Change
2023-2024	29,787	49,931	73,000	2,000	13,000	77,110	8,625	18,743	9,398	123,122	57,295	78,033	540,043	30.81%	103%
2022-2023	26,681	9,392	98,495	38,016	22,480	22,281	62,170	9,000	18,068	24,355	24,988	56,923	412,850	63.92%	63.92%
2021-2022	5,897		26,456	4,052	20,802	25,834	30,359	34,374	27,380	43,497		33,213	251,863	47.75%	47.75%
2020-2021	6,989		43,521	10,036	21,771	14,537	34,189	16,377		12,509		10,536	170,466	-32.09%	-32.09%
2019-2020	10,000	37,058	41,298	36,053	9,325	10,502	54,864	21,615	4,425	20,812		5,080	251,033	-2.85%	-2.85%
2018-2019	33,374	6,687	37,724	14,035	49,578	9,714	55,235	29,067	6,477	6,251		10,254	258,396	-4.90%	-4.90%
2017-2018	59,985	16,365	40,866	31,911	8,944	-	34,227	30,605	6,648	5,001		37,154	271,706	-35.55%	-35.55%
2016-2017	50,260	26,142	121,755	14,927	33,158	44,793	79,897	952	16,540	24,600		8,529	421,553	45.74%	45.74%
2015-2016	35,810	8,154	13,055	16,495	20,635	845	79,443	70,136	2,373	4,000		38,302	289,248	5.16%	5.16%
2014-2015	25,625	2,419	37,938	28,457	63,692	23,057	27,698	24,639	18,960			22,565	275,050	3.17%	3.17%
2013-2014	22,930	1,591	28,264	110,419	32,861	7,854	20,660	29,422				12,602	266,604		
Grand Total	307,339	157,740	562,372	306,400	296,245	236,527	487,367	284,929	110,271	264,149	82,283	313,191	3,408,812		
	9.02%	4.63%	16.50%	8.99%	8.69%	6.94%	14.30%	8.36%	3.23%	7.75%	2.41%	9.19%	100.00%		

Property Banking Layer Funding

Fiscal Year	Property Banking Layer Funding														Total	% change	Cumulative Change
	ALPINE 120	COLUSA 130	DEL NORTE 140	LASSEN 150	MODOC 160	MONO 170	PLUMAS 180	SAN BENITO 190	SIERRA 200	SUTTER 205	TEHAMA 207	TRINITY 210					
2024	71,326	35,976	105,985	58,246	72,492	34,979	163,836	70,308	19,286	57,760	104,947	53,858	849,000	37.71%	82%		
2023	54,728	27,918	90,199	50,229	66,943	34,280	124,771	55,838	17,855	39,607	12,500	41,632	616,500	4.76%			
2022	56,245	28,757	77,323	75,587	69,680	24,883	114,492	54,177	12,429	35,645		39,286	588,504	5.07%			
2021	55,556	25,419	77,423	70,485	64,220	24,309	94,961	54,002	21,756	25,641		46,343	560,112	-10.26%			
2020	53,625	24,734	105,668	66,257	53,054	21,056	127,762	51,112	34,125	49,991		36,794	624,178	-40.37%			
2019	118,123	30,664	103,852	135,243	88,826	22,313	216,219	61,915	45,388	146,048		78,222	1,046,812	84.47%			
2018	39,696	16,541	54,344	115,093	62,112	23,618	71,596	69,919	40,903	22,962		50,680	567,465	9.08%			
2017	19,824	38,012	82,925	115,524	40,887	42,076	24,086	49,263	43,340	24,929		39,351	520,217	16.69%			
2016	16,198	35,375	111,719	66,689	16,424	30,637	25,629	75,803	28,211	8,248		30,863	445,796	4.00%			
2015	10,062	32,561	105,023	79,007	19,963	33,849	24,833	75,465	26,155			21,734	428,652	-7.91%			
2014	10,772	40,141	112,580	79,270	16,267	35,832	33,678	83,623	27,976			25,324	465,463				

Fiscal Year	Property Excess Insurance Premium													Total	% change	Cumulative Change
	ALPINE	COLUSA	DEL NORTE	LASSEN	MODOC	MONO	PLUMAS	SAN BENITO	SIERRA	SUTTER	TEHAMA	TRINITY				
2024	89,796	125,183	438,258	191,587	138,242	163,482	353,310	626,471	63,356	270,521	104,947	121,611	210	2,686,762	20.07%	238%
2023	67,500	96,097	350,927	151,092	108,996	120,031	323,944	487,256	46,178	202,718	194,783	88,133		2,237,653	48.40%	
2022	51,907	83,134	297,652	129,327	85,950	102,646	215,061	273,191	39,969	161,398		67,665		1,507,899	38.35%	
2021	41,730	66,717	211,703	101,673	65,648	81,466	146,701	168,334	30,489	122,089		53,381		1,089,929	37.25%	
2020	31,261	50,440	155,483	75,869	51,087	58,711	91,931	126,846	21,541	90,821		40,136		794,124		

Property claim frequency

Fiscal Year	Alpine County	Colusa County	Del Norte County	Lassen County	Modoc County	Mono County	Plumas County	San Benito County	Sierra County	Sutter County	Tehama County	Trinity County	Grand Total	% Change	Average
2023-2024	2	7	5	1	2	8	3	6	2	21	9	8	74	0%	62
2022-2023	4	2	12	5	9	5	5	6	4	9	6	7	74	48%	62
2021-2022	5	4	7	3	4	4	3	6	2	12	4	4	50	-15%	62
2020-2021	4	1	11	3	4	7	7	6	3	13	3	3	59	26%	62
2019-2020	2	3	6	8	1	3	8	5	3	5	5	3	47	-34%	62
2018-2019	5	2	12	5	10	7	13	7	1	5	7	4	71	8%	62
2017-2018	6	2	9	10	4	2	12	9	5	1	2	6	66	-19%	62
2016-2017	5	3	16	6	9	15	11	4	5	2	5	5	81	103%	62
2015-2016	3	2	6	6	2	1	7	8	1	1	3	2	40	-32%	62
2014-2015	3	1	12	6	7	10	12	4	2	1	4	2	59	4%	62
2013-2014	2	1	18	7	9	4	9	4	2	1	3	3	57		62
Grand Total	41	24	114	60	61	66	90	65	25	69	15	48	678	100.00%	62
	6.05%	3.54%	16.81%	8.85%	9.00%	9.73%	13.27%	9.59%	3.69%	10.18%	2.21%	7.08%	100.00%		62



TRINDEL BOARD MEETING

October 2024

GENERAL BUSINESS

AGENDA ITEM 16.

SUBJECT: Miscellaneous Programs Overview 2023-24.

STRATEGIC PLAN OBJECTIVE: Communications Plan.

ACTION FOR CONSIDERATION: Discuss and provide direction as appropriate.

BACKGROUND:

Pollution:

This program consists of a self-funded layer subject to multiple deductibles but has a target equity position of maintain one \$250k SIR on hand to be able to fund the PRISM pollution SIR. In addition to the PRISM pollution program, this program also encompasses certain members participation in the ESJPA landfill, and the Trindel landfill programs subject to a \$50k SIR.

Currently we are slowly funding a full \$250k SIR for each member by billing \$25k a year, and it will take roughly another 5-6 years to fund unless there is adverse loss development. As there is no loss development it is not necessary to have an actuarial study to estimate claim liabilities and funding requirements.

Excess premiums have remained relatively consistent but coverage is being limited by the addition of additional exclusions, and increasing the SIR in the PRISM pollution program from \$50k to \$250K.

The program has not seen any covered losses up to this point.

Medical Malpractice:

The medical-malpractice program through PRISM is a low deductible pass through program where the claims have been historically handled by Ken Maiolini, and Lena Bowen from RMS. This program is especially important for Counties as the program historically absorbed all of the litigation resultant from members jail medical and mental healthcare operations.

Prior to fiscal year 2018, any claim or lawsuit with allegations related to providing improper medical, or mental health treatment, or failure to provide appropriate medical and mental health treatment, were automatically accepted into the medical malpractice program. In 2018, PRISM governance approved a change to the coverage documents, and program structure, in that the appropriate PRISM committee must determine the “gravamen” of the claim, or lawsuit, to determine what program would be responsible for the loss. A good example of this would be a County not properly classifying for a known gang affiliated inmate, and as a result, the inmate was involved in an altercation that required medical treatment. In this example, this would fall within coverage under the general liability program instead of the medical-malpractice program because the inmate was not classified correctly by corrections staff. An example of a claim that would fall within coverage for medical-malpractice would be improper classification of an inmate with known mental health conditions, the inmate was not provided appropriate mental healthcare, and the inmate committed suicide in the jail.

This is an important development with financial implications in that the Trindel general liability program must absorb the costs until PRISM makes a coverage determination, and also, will likely have to incur more losses compared to what was traditionally covered in the medical-malpractice program.

Funding of the \$0-\$25k deductible for each member is determined annually with an actuarial study, and due to a lack of experience with certain Counties, the actuary determines the funding allocation based on a blended metrics of exposure criteria, and loss experience.

Excess premiums for fiscal year 2025 saw a 11.6% increase over 2024, and a 7.64% increase over 2023.

FISCAL IMPACT: N/A

RECOMMENDATION: N/A



TRINDEL BOARD MEETING

October 2024

GENERAL BUSINESS

AGENDA ITEM 17.

SUBJECT: 2023-24 Risk Control Audit Results.

STRATEGIC PLAN OBJECTIVE: Communications Plan.

ACTION FOR CONSIDERATION: Discuss and provide direction as appropriate.

BACKGROUND:

Trindel Insurance Fund Resolution 18-02 authorizes the fund to incorporate \$60,000 into the workers' compensation premiums to distribute for the purpose of funding a loss prevention specialist or safety officer position at the County upon achieving an 80% on the Trindel Risk Control Audit.

We are pleased to report that all Counties passed the 2023/2024 Risk Control Audit.

While our safety audit scores are impressively high, it's important to recognize that these metrics alone do not fully capture the overall performance and well-being of the member counties. High scores may indicate compliance with specific safety protocols, but they don't necessarily reflect the effectiveness of our broader safety culture or the engagement levels of the general employees or leadership.

To ensure sustained success, we must also focus on areas such as proactive risk management, ongoing training, and a greater committee by the leadership team. The Risk Control Audit is the rubric of satisfactory performance. True success follows embodying the culture of safety and translating the teachings into everyday practice. By adopting this approach to safety and performance, we can truly enhance culture, increase morale, reduce claims, and strengthen the counties as a whole.

See attached audit scores for all Counties for the past 10-years.

FISCAL IMPACT: \$720,000 issued to Trindel members.

RECOMMENDATION: N/A

The members are audited on their loss prevention efforts, agency culture and understanding of safety practices.

Each member is evaluated in key indicators of knowledgeable leaders, safety practices, and safety culture.

Each member must score at least 80% or better on the audit to receive the loss prevention subsidy of \$60,000.

The subsidy funds are aimed to help fund a Safety Officer position and loss prevention efforts each year.

This practice along with other risk management activities has kept our loss history below the industry average and creates premium and claim loss savings.

Ten Year Score History

	2014	2015	2016	2017	2018	2019	2020	2021	2022	2023	2024
Alpine	85%	87%	88%	91%	95%	94%	0%	90%	76%	89%	99.16%
Colusa	95%	97%	96%	98%	97%	98%	100%	99%	100%	96%	95.17%
Del Norte	73%	76%	83%	86%	92%	95%	100%	95%	90%	95%	95.87%
Lassen	90%	87%	91%	89%	92%	89%	95%	90%	84%	85%	84.31%
Modoc	56%	53%	62%	92%	95%	97%	100%	87%	92%	92%	94.41%
Mono	93%	89%	39%	94%	98%	98%	93%	97%	97%	96%	90.20%
Plumas	93%	86%	96%	82%	90%	80%	95%	80%	50%	94%	96.32%
San Benito	66%	69%	90%	93%	81%	83%	91%	91%	75%	87%	86.44%
Sierra	96%	95%	97%	96%	100%	98%	99%	100%	100%	99%	100%
Sutter	N/A	80%	45%	80%	44%	88%	100%	98%	98%	98%	96.52%
Tehama	N/A	N/A	N/A	N/A	N/A	N/A	N/A	N/A	N/A	99%	99.21%
Trinity	92%	85%	95%	91%	97%	97%	100%	93%	95%	91%	99.05%



TRINDEL BOARD MEETING

October 2024

GENERAL BUSINESS

AGENDA ITEM 18.

SUBJECT: Return of Funds 2023-24.

STRATEGIC PLAN OBJECTIVE: Communications Plan.

ACTION FOR CONSIDERATION: Discuss and provide direction as appropriate.

BACKGROUND:

Trindel provides a banking arrangement in the workers' compensation, general liability, property, and medical malpractice programs for its member Counties. Due to loss experience an annual actuarial study is performed for each program to be able to determine appropriate funding, and claims liability projections.

According to Trindel Resolution 22-01, the Board of Directors may declare individual member dividends in the banking layers if the member has satisfied a minimum of 70% confidence level of funding in all self-insured programs with individual banking layers.

For each individual member that has met the above criteria, as well as retained funding above the target equity position, 90% confidence level plus one program SIR, the Board of Directors may declare a dividend/return of funds not to exceed 50% of funds available above the banking arrangement target equity position.

The year, San Benito, and Trinity County(s) are not eligible for a return of funds due to not satisfying the requirement of maintaining funding across all programs at or above the 70% confidence level.

For the workers' compensation, and general liability pools, created in 2018, and 2022 respectively, the Board of Directors may declare a dividend if the following conditions are met:

- Total funding must for the program must, at a minimum, be ten multiples of the pool layer above the expected (50%) confidence level as reflected in the most recent actuarial study.
- For each pooled program that has attained funding above ten multiples of the pooled layer above the expected (50%) confidence level, the Board of Directors may declare a dividend. However, the dividend shall not exceed 50% of available funds in excess of the above calculation.
- To receive a dividend from the pooled programs the entity must have been a member in the fiscal year that the dividend was declared.
- Dividends/return of funds are only available when the pool is at least three years old.

This year the workers compensation pool, while 3 years old, has not met the target equity of 10X of the layer from \$300k-\$1M, which would be \$7M, and is not eligible for a dividend. The general liability pool will not be three years old until next fiscal year and does not have equity 10x the pooling layer from \$250k-\$1M.

In 2024-25 we have increased the pooling layer to \$300k-\$2M in workers' compensation, and from \$250k-\$2M in the general liability pool. I recommend not issuing a dividend from these layers until a net position of at least \$17M is attained in the workers' compensation program, and \$17.5M in the general liability pool.

The workers' compensation pool as of 6/30/2024 has assets of \$13, 253,442, and \$7,146,076 in claim liabilities for a net position of \$6,107,365.

The general liability pool as of 6/30/2024 has assets of \$5,930,581, and claim liabilities of \$2,976,00 for a net position of \$2,954,581.

FISCAL IMPACT:

Total return of funds available is \$9,577,924.

RECOMMENDATION:

Recommend to approve the return of funds calculation as presented, and for those members who are in a negative net position in the property program, to move those funds to bring your property account out of a deficit.

**TRINDEL INSURANCE FUND
RESOLUTION NO. 22-01**

**IN THE MATTER OF SUSPENDING RESOLUTION 99-05 AND REVISING THE POLICY
ON DIVIDENDS AND LEVELS OF RETAINED EARNINGS FOR MEMBER FUNDS.**

WHEREAS, the Board has adopted Resolution 99-05 setting forth the criteria for declaring a return of funds, and

WHEREAS, THE Board finds that Resolution No. 99-05 will not meet the needs of the members and will suspend Resolution No. 99-05, and

WHEREAS, the Board deems it appropriate to use an alternative method of distributing funds back to the members for the 2021-22 fiscal year and going forward.

NOW THEREFORE BE IT RESOLVED THAT THE BOARD OF DIRECTORS OF THE TRINDEL INSURANCE FUND HEREBY REPLACES RESOLUTION NO. 99-05 AND SETS A NEW POLICY ON RETURN OF FUNDS AND RETAINED EARNINGS AS FOLLOWS:

Section 1. Self-Insured Retention (SIR) Policy

The Board may declare a dividend for a member when the following occurs in an individual program (program being Workers' Comp, Liability, Property, Pollution, or Medical Malpractice):

For each individual member that has retained earnings above 90% confidence and one Program SIR at year end, the Board may declare a dividend/Return of funds. The Return of funds shall not exceed 50% of the excess as computed above in any one year. Each individual member must satisfy a minimum of 70% confidence level of reserves in all programs before a dividend can be issued to that individual member.

The Board shall have sole discretion whether or not to declare a dividend for any or all members.

Any dividend declared shall be included in the budget for the year in which it is to be paid. If the dividend is included in the budget it shall be paid in the month of May, or such other time if so ordered by the Board.

Section 2. Pooled Funds Policy

The Board may declare a dividend for a member when the following occurs in an individual Pooled program (program being Workers' Comp, Liability, Property, Pollution, or Medical Malpractice):

Total Reserves for the program must, at a minimum, be ten multiples of the pool layer above expected confidence level as reflected in the most recent actuarial review consistent with the pool policy for the given fund. If a potential dividend will drop the funding below this level then the Board shall not declare a dividend.

For each pooled Fund that has retained earnings (based on the most recent audited financial statements) ten multiples of the pooled layer above the expected reserves, the Board may declare a dividend. The dividend shall not exceed 50% of the excess as computed above.

To receive a dividend from a pooled Fund the entity must be a member in the fiscal year the dividend is declared. Confidence levels and pooled layers are calculated by policy year and should include all years to establish the total reserves and dividends.

The Board shall have sole discretion whether or not to declare a dividend for any or all members.

Any dividend declared shall be included in the budget for the year in which it is to be paid. If the dividend is included in the budget it shall be paid in the month of May, or such other time if so ordered by the Board.

Adopted by the Board of Directors of the Trindel Insurance Fund on the 23rd day of September, 2021, by the following vote:

Motion by Sierra County and Second by Mono County to adopt Resolution 22-01.

AYES: Colusa, Del Norte, Lassen, Modoc, Mono, Plumas, Sierra, Sutter, Trinity


NOES:

ABSTAIN:

ABSENT: Alpine, San Benito

TRINDEL INSURANCE FUND

ATTEST:



Van Maddox, Secretary



Nathan Black, President

Members funded above 70% confidence level to be eligible for return of funds

	ALPINE	COLUSA	DEL NTE	LASSEN	MODOC	MONO	PLUMAS	SAN BENITO	SIERRA	SUTTER	TEHAMA	TRINITY	Total
Combined Program funding	3,013,567	4,161,104	7,964,177	8,773,831	5,492,755	6,667,893	11,240,044	10,242,105	2,951,011	13,053,869	6,097,346	3,590,247	50,629,000
Combined Pogram Reserves 70% Confidence	2,097,684	1,831,880	4,555,524	5,509,388	1,812,646	5,016,887	6,242,888	10,339,746	1,838,916	8,406,909	3,944,536	6,290,448	57,887,454
Dividend only possible if this number is positive	915,882	2,329,224	3,408,654	3,264,442	3,680,109	1,651,006	4,997,155	(97,641)	1,112,095	4,646,960	2,152,810	(2,700,201)	(7,258,454)

RETURN OF FUNDS FROM 2023-24 FOR 2024-25

	ALPINE	COLUSA	DEL NTE	LASSEN	MODOC	MONO	PLUMAS	SAN BENITO	SIERRA	SUTTER	TEHAMA	TRINITY	Total
Summary of Return of Funds Available	120	130	140	150	160	170	180	190	200	205	207	210	
Workers Compensation	-	616,636	716,931	492,838	974,347	89,711	1,131,652	-	119,250	1,824,967	489,574	-	6,455,905
Liability	244,436	70,026	390,522	358,831	386,840	181,875	544,028	751,966	4,968	-	48,961	-	2,982,452
Property	11,210	-	-	16,081	9,477	-	-	-	-	-	-	-	36,768
Medical Malpractice	5,534	8,744	54,277	16,272	11,290	-	32,144	-	11,750	-	-	129,702	269,714
Total	261,180	695,406	1,161,730	884,021	1,381,953	271,585	1,707,824	751,966	135,967	1,824,967	538,535	129,702	9,744,838

WORKERS' COMPENSATION PROGRAM	ALPINE 120	COLUSA 130	DEL NTE 140	LASSEN 150	MODOC 160	MONO 170	PLUMAS 180	SAN BENITO 190	SIERRA 200	SUTTER 205	TEHAMA 207	TRINITY 210	TOTAL
ASSETS 6/30	1,843,861	2,932,071	5,942,558	6,969,003	3,900,659	5,696,030	9,503,622	6,816,377	2,626,229	10,965,679	4,459,401	3,174,118	64,829,608
ACTUAL DUE TO/FROM (NET POSITION) 6/30	153,672	1,806,734	2,556,031	2,396,481	2,571,649	1,499,255	3,920,118	(1,240,085)	946,645	5,321,494	1,900,880	(710,801)	21,122,072
Member loss history ratio	3.87%	2.57%	7.75%	10.46%	3.04%	9.60%	12.78%	18.43%	3.84%	12.91%	5.85%	8.89%	
Booked reserves reflecting expected 50%	1,690,190	1,125,337	3,385,907	4,572,252	1,329,011	4,196,775	5,583,504	8,056,447	1,679,584	5,644,185	2,558,522	3,884,679	43,706,391
Reserves to reflect 90%	2,100,913	1,398,798	4,208,696	5,683,328	1,651,966	5,216,609	6,940,318	10,014,197	2,087,730	7,015,746	3,180,253	4,828,671	54,327,224
RETURN OF FUNDS													
Assets less claim liabilities 90%	(257,051)	1,533,273	1,733,862	1,285,675	2,248,694	479,421	2,563,304	(3,197,820)	538,499	3,949,934	1,279,148	(1,654,554)	
Less One SIR 300K	(557,051)	1,233,273	1,433,862	985,675	1,948,694	179,421	2,263,304	(3,497,820)	238,499	3,649,934	979,148	(1,954,554)	
50% available above 90% target equity		616,636	716,931	492,838	974,347	89,711	1,131,652		119,250	1,824,967	489,574		

LIABILITY PROGRAM	ALPINE 120	COLUSA 130	DEL NTE 140	LASSEN 150	MODOC 160	MONO 170	PLUMAS 180	SAN BENITO 190	SIERRA 200	SUTTER 205	TEHAMA 207	TRINITY 210	TOTAL
ASSETS 6/30	957,441	1,067,900	1,795,309	1,569,438	1,384,250	1,002,263	1,444,339	3,637,282	270,085	2,232,734	1,622,334	382,449	
DUE TO/FROM (NET POSITION) 6/30	797,082	570,576	1,234,583	1,127,927	1,119,707	717,218	1,366,361	2,255,506	262,638	363,206	687,323	(1,430,776)	9,071,352
Member loss history ratio	1.93%	6.00%	6.76%	5.32%	3.19%	3.44%	0.94%	16.66%	0.09%	22.54%	11.27%	21.86%	
Booked reserves reflecting 50%	160,359	497,323	560,726	441,511	264,544	285,045	77,978	1,381,777	7,447	1,869,527	935,011	1,813,225	8,294,472
Reserves to reflect 90%	218,568	677,848	764,266	601,776	360,571	388,514	106,283	1,883,351	10,150	2,548,151	1,274,412	2,471,411	11,305,300
RETURN OF FUNDS													
Assets less claim liabilities 90%	738,872	390,052	1,031,044	967,662	1,023,680	613,749	1,338,056	1,753,932	259,935	(315,417)	347,922	(2,088,962)	
Less one SIR \$250k	488,872	140,052	781,044	717,662	773,680	363,749	1,088,056	1,503,932	9,935	(565,417)	97,922	(2,338,962)	
50% available over 90% target equity	244,436	70,026	390,522	358,831	386,840	181,875	544,028	751,966	4,968	(282,709)	48,961	(1,169,481)	

	ALPINE	COLUSA	DEL NTE	LASSEN	MODOC	MONO	PLUMAS	SAN BENITO	SIERRA	SUTTER	TEHAMA	TRINITY	Total
	120	130	140	150	160	170	180	190	200	205	207	210	
MED-MAL PROGRAM													
Assets 6/30	36,324	86,142	139,258	62,780	90,181	45,038	92,750	50,539	48,678	5,828	(13,618)	28,031	
ACTUAL DUE TO/FROM 6/30	36,154	57,135	135,468	59,300	61,874	13,044	90,450	20,359	48,560	(62,368)	(20,571)	25,526	464,931
ACTUAL RESERVES NEEDED CALCULATION													
Member loss history ratio	0.08%	14.01%	1.83%	1.68%	13.68%	15.46%	1.11%	14.58%	0.06%	32.95%	3.36%	1.21%	
Booked reserves reflecting 50%	170	29,007	3,790	3,480	28,307	31,994	2,300	30,181	118	68,196	6,953	2,505	207,000
Reserves to reflect 90%	255	43,654	5,704	5,237	42,601	48,149	3,461	45,420	178	102,632	10,464	3,769	311,525
RETURN OF FUNDS													
Assets less claims liabilities at 90% confidence	36,068	42,488	133,554	57,543	47,580	(3,112)	89,289	5,119	48,501	(96,804)	(24,082)	24,261	360,406
Less one SIR (\$25k)	11,068	17,488	108,554	32,543	22,580	(28,112)	64,289	(19,881)	23,501	(121,804)	(49,082)	(739)	60,406
50% over target equity available	5,534	8,744	54,277	16,272	11,290	0	32,144	(9,940)	11,750	0	0	(369)	129,702

2023-24

2024-25

Workers' Compensation Pool	300,000 to 1,000,000	Workers' Compensation Pool	300,000 to 2,000,000
Layer	700,000	Layer	1,700,000
Assets		Assets	
Total Assets	13,253,442	Total Assets	13,253,442
Liabilities		Liabilities	
Claims Liabilities	7,146,076	Claims Liabilities	7,146,076
Total Liabilities	7,146,076	Total Liabilities	7,146,076
Net Position (Due to Members)	6,107,365	Net Position (Due to Members)	6,107,365
10 multiples of the pool Layer	7,000,000	10 multiples of the pool Layer	17,000,000
	(892,635)		(10,892,635)

Pool Participation	No return of funds available until each policy period has matured 3 years. (WC Pooling policy 5/28/2021)					
	2018-2019	2019-2020	2020-2021	2021-2022	2022-2023	2023-2024
ALPINE	x	x	x	x	x	x
COLUSA	x	x	x	x	x	x
DEL NORTE	x	x	x	x	x	x
LASSEN	x	x	x	x	x	x
MODOC	x	x	x	x	x	x
MONO	x	x	x	x	x	x
PLUMAS	x	x	x	x	x	x
SAN BENITO	x	x	x	x	x	x
SIERRA	x	x	x	x	x	x
SUTTER	x	x	x	x	x	x
TEHAMA					x	x
TRINITY	x	x	x	x	x	x
Funded	1,653,531	1,758,002	2,096,000	2,201,000	2,688,480	2,402,000
Paid	-	8,365	-	-	-	-
Reserved	1,461,439	917,003	50,791	1,105	88,596	700,000
IBNR	-	-	579,209	881,895	1,491,404	983,000
Available	192,092	832,634	1,466,000	1,318,000	1,108,479	719,000
Fifty Percent of available for dividend	96,046	416,317	733,000	659,000	554,240	359,500

2023-24

2024-25

General Liability Pool	250,000 to 1,000,000	General Liability Pool	250,000 to 2,000,000
Layer	750,000	Layer	1,750,000
Assets		Assets	
Total Assets	5,930,581	Total Assets	5,930,581
Liabilities		Liabilities	
Claims Liabilities	2,976,000	Claims Liabilities	2,976,000
Total Liabilities	2,976,000	Total Liabilities	2,976,000
Net Position (Due to Members)	2,954,581	Net Position (Due to Members)	2,954,581
10 multiples of the pool Layer	7,500,000	10 multiples of the pool Layer	17,500,000
Available to Members	(4,545,419)	Available to Members	(14,545,419)

**No return of pooled funds are available until the policy period has matured 3 years. Pooling policy 5/28/2021						
Pool Participation	2021-2022	2022-2023	2023-2024			
ALPINE	x	x	x			
COLUSA	x	x	x			
DEL NORTE	x	x	x			
LASSEN	x	x	x			
MODOC	x	x	x			
MONO	x	x	x			
PLUMAS	x	x	x			
SAN BENITO	x	x	x			
SIERRA	x	x	x			
SUTTER	x	x	x			
TEHAMA		x	x			
TRINITY	x	x	x			
Funded	2,201,000	2,041,134	1,839,000			
Paid	-	-				
Reserved	-	701,000	126,000			
IBNR	478,000	571,000	1,100,000			
Availble	1,723,000	769,134	613,000			
Fifty Percent of available for dividend	861,500	384,567	306,500			



TRINDEL BOARD MEETING
October 2024

GENERAL BUSINESS
AGENDA ITEM 19.

SUBJECT: Review of 6/30/2024 Budget and Financial Statements to actual.

STRATEGIC PLAN OBJECTIVE: Communications Plan.

ACTION FOR CONSIDERATION: Discuss and provide direction as appropriate.

BACKGROUND:

A review of Statement of Net Assets, Statements of Revenues and Expenses, and changes in Net Position and comparison of Budget to Actual.

FISCAL IMPACT:

RECOMMENDATION:



**Statement of Net Position
As of 06/30/2024**

	Administration	Risk Control	Claims Administration Liability/Property	Claims Administration Workers' Compensation	Workers' Compensation Pool	Liability Pool	Workers' Compensation	Liability	Property	Pollution	Medical Malpractice	Cyber Liability	Leadership Training Fund	Total
Assets														
Cash	\$ 84,317	\$ 186,311	\$ 49,364	\$ 183,798	\$ 170,877	\$ 147,940	\$ 233,398	\$ 944,813	\$ (665,272)	\$ 219,470	\$ 156,544	\$ (1,347)	\$ 803,416	\$ 2,513,629
LAIF	-	-	-	-	2,410	707	45,853	32,936	(1,886)	485	919	-	-	86,988
CAMP	-	-	-	-	6,139,948	4,127,457	23,891,491	4,625,466	778,684	684,310	407,704	-	24,923	40,679,984
Accounts Receivable	(577)	(408)	(178)	(540)	(1,832)	(1,333)	130,840	444,533	162,713	(384)	(768)	-	(73)	731,993
Prepaid Expenses	8,000	-	-	-	-	-	-	-	-	61,244	-	-	-	69,244
Investments	(531)	-	-	-	6,942,040	1,655,810	40,528,026	11,318,077	106,348	16,387	107,532	-	467,704	61,141,392
Fixed Assets	181,059	143,873	77,697	268,186	-	-	-	-	-	-	-	-	-	670,815
Total Assets	272,268	329,776	126,883	451,444	13,253,442	5,930,581	64,829,608	17,365,824	380,587	981,511	671,931	(1,347)	1,301,536	105,894,044
Deferred Outflow of Resources														
Deferred Pensions	95,999	85,056	53,678	130,962	-	-	-	-	-	-	-	-	-	365,695
Total Assets and Deferred Outflows	368,266	414,832	180,561	582,406	13,253,442	5,930,581	64,829,608	17,365,824	380,587	981,511	671,931	(1,347)	1,301,536	106,259,739
Liabilities														
Accounts Payable	19,194	17,580	6,178	17,829	-	-	1,225	(6,173)	851,237	-	-	6,173	5,210	918,452
Payroll Liabilities	41,315	24,350	13,395	14,451	-	-	-	-	-	-	-	-	-	93,510
Net Pension Liability	69,011	61,145	38,588	94,146	-	-	-	-	-	-	-	-	-	262,890
Claims Liabilities	-	-	-	-	7,146,076	2,976,000	43,706,391	8,294,472	1,245,938	-	207,000	-	-	63,575,877
Total Liabilities	129,520	103,075	58,160	126,425	7,146,076	2,976,000	43,707,616	8,288,299	2,097,175	-	207,000	6,173	5,210	64,850,729
Deferred Inflow of Resources														
Deferred Inflow of Resources	4,586	4,063	2,564	6,256	-	-	-	-	-	-	-	-	-	17,470
Total Liabilities and Deferred Inflows	134,106	107,138	60,725	132,682	7,146,076	2,976,000	43,707,616	8,288,299	2,097,175	-	207,000	6,173	5,210	64,868,199
Net Position (Due to Members)	\$ 234,161	\$ 307,694	\$ 119,836	\$ 449,724	\$ 6,107,365	\$ 2,954,581	\$ 21,121,992	\$ 9,077,525	\$ (1,716,587)	\$ 981,511	\$ 464,931	\$ (7,520)	\$ 1,296,325	\$ 41,391,539



**Statement of Net Position - 5 year comparison
As of June 30th, 20XX**

	<u>2023-24</u>	<u>2022-23</u>	<u>2021-22</u>	<u>2020-21</u>	<u>2019-20</u>
Assets					
Cash	\$ 2,513,629	\$ 6,916,238	\$ 26,115,608	\$ 18,357,241	\$ 18,230,347
LAIF	86,987.68	84,296	10,154,727	10,115,783	10,056,687
CAMP	40,679,983.68	32,273,445	-	-	-
Accounts Receivable	731,992.68	407,582	375,263	302,699	678,768
Prepaid Expenses	69,243.53	98,297	149,582	53,958	107,917
Investments	61,141,392.28	52,033,642	41,646,678	42,949,856	32,882,958
Fixed Assets	670,814.98	694,439	698,882	727,568	768,475
Total Assets	<u>105,894,044</u>	<u>92,507,940</u>	<u>79,140,741</u>	<u>72,507,105</u>	<u>62,725,152</u>
Deferred Outflow of Resources	<u>365,695</u>	<u>417,372</u>	<u>401,581</u>	<u>195,583</u>	<u>235,573</u>
Total Assets and Deferred Outflows	<u>106,259,739</u>	<u>92,925,312</u>	<u>79,542,322</u>	<u>72,702,688</u>	<u>62,960,725</u>
Liabilities					
Accounts Payable	918,452	689,227	502,589	415,384	259,509
Payroll Liabilities	93,510	73,809	101,624	80,758	77,749
Net Pension Liability	262,890	155,690	(254,668)	41,102	(5,623)
Claims Liabilities	63,575,877	56,521,903	41,665,083	39,332,280	38,165,392
Total Liabilities	<u>64,850,729</u>	<u>57,440,629</u>	<u>42,014,628</u>	<u>39,869,524</u>	<u>38,497,028</u>
Deferred Inflow of Resources	<u>17,470</u>	<u>27,907</u>	<u>3,580</u>	<u>24,292</u>	<u>44,665</u>
Total Liabilities & Deferred Inflows	<u>64,868,199</u>	<u>57,468,536</u>	<u>42,018,208</u>	<u>39,893,816</u>	<u>38,541,693</u>
Net Position (Due to Members)	<u>\$ 41,391,539</u>	<u>\$ 35,456,776</u>	<u>\$ 37,524,114</u>	<u>\$ 32,808,872</u>	<u>\$ 24,419,032</u>



**Statement of Net Position - 5 year comparison
As of June 30th, 20XX**

Common Size Analysis

	<u>2023-24</u>	<u>2022-23</u>	<u>2021-22</u>	<u>2020-21</u>	<u>2019-20</u>	<u>2023-24</u>	<u>2022-23</u>	<u>2021-22</u>	<u>2020-21</u>	<u>2019-20</u>
Assets										
Cash	\$ 2,513,629	\$ 6,916,238	\$ 26,115,608	\$ 18,357,241	\$ 18,230,347	2%	7%	33%	25%	29%
LAIF	86,987.68	84,296	10,154,727	10,115,783	10,056,687	0%	0%	13%	14%	16%
CAMP	40,679,983.68	32,273,445	-	-	-	38%	35%	0%	0%	0%
Accounts Receivable	731,992.68	407,582	375,263	302,699	678,768	1%	0%	0%	0%	1%
Prepaid Expenses	69,243.53	98,297	149,582	53,958	107,917	0%	0%	0%	0%	0%
Investments	61,141,392.28	52,033,642	41,646,678	42,949,856	32,882,958	58%	56%	53%	59%	52%
Fixed Assets	670,814.98	694,439	698,882	727,568	768,475	1%	1%	1%	1%	1%
Total Assets	<u>105,894,044</u>	<u>92,507,940</u>	<u>79,140,741</u>	<u>72,507,105</u>	<u>62,725,152</u>	<u>100%</u>	<u>100%</u>	<u>100%</u>	<u>100%</u>	<u>100%</u>
Deferred Outflow of Resources	365,695	417,372	401,581	195,583	235,573	0%	0%	1%	0%	0%
Total Assets and Deferred Outflows	<u>106,259,739</u>	<u>92,925,312</u>	<u>79,542,322</u>	<u>72,702,688</u>	<u>62,960,725</u>	<u>100%</u>	<u>100%</u>	<u>100%</u>	<u>100%</u>	<u>100%</u>
Liabilities										
Accounts Payable	918,452	689,227	502,589	415,384	259,509	1%	1%	1%	1%	1%
Payroll Liabilities	93,510	73,809	101,624	80,758	77,749	0%	0%	0%	0%	0%
Net Pension Liability	262,890	155,690	(254,668)	41,102	(5,623)	0%	0%	-1%	0%	0%
Claims Liabilities	63,575,877	56,521,903	41,665,083	39,332,280	38,165,392	98%	98%	99%	99%	99%
Total Liabilities	<u>64,850,729</u>	<u>57,440,629</u>	<u>42,014,628</u>	<u>39,869,524</u>	<u>38,497,028</u>	<u>100%</u>	<u>100%</u>	<u>100%</u>	<u>100%</u>	<u>100%</u>
Deferred Inflow of Resources	17,470	27,907	3,580	24,292	44,665	0%	0%	0%	0%	0%
Total Liabilities & Deferred Inflows	<u>64,868,199</u>	<u>57,468,536</u>	<u>42,018,208</u>	<u>39,893,816</u>	<u>38,541,693</u>	<u>100%</u>	<u>100%</u>	<u>100%</u>	<u>100%</u>	<u>100%</u>
Net Position (Due to Members)	<u>\$ 41,391,539</u>	<u>\$ 35,456,776</u>	<u>\$ 37,524,114</u>	<u>\$ 32,808,872</u>	<u>\$ 24,419,032</u>					



Statement of Revenues and Expenditures
07/01/2023 - 06/30/2024

	Claims Administration		Claims Administration		Workers' Compensation		Workers' Compensation		Medical			Leadership		Total
	Administration	Risk Control	Liability/Property	Workers' Compensation	Pool	Liability Pool	Compensation	Liability	Property	Pollution	Malpractice	Cyber Liability	Training Fund	
Revenues														
Member Contributions	\$ 625,897	\$ 504,622	\$ 222,052	\$ 645,159	\$ 2,402,000	\$ 1,839,000	\$ 11,200,910	\$ 9,339,402	\$ 2,923,728	\$ 499,524	\$ 1,432,827	\$ -	\$ 84,000	\$ 31,719,122
Interest Income	-	-	-	-	164,253	86,341	1,075,451	234,781	6,041	11,571	6,969	-	22,669	1,608,076
Investment Income	1,260	-	-	-	180,513	104,640	1,274,398	289,938	8,764	14,210	8,968	-	26,851	1,909,542
Other Income	10,624	1,204	-	1	-	-	-	-	-	-	-	-	-	11,829
Total Revenues	637,781	505,825	222,052	645,160	2,746,766	2,029,981	13,550,759	9,864,121	2,938,533	525,305	1,448,764	-	133,520	35,248,568
Expense														
Claims Expense	-	-	-	-	-	-	4,944,137	4,075,924	7,866,991	-	13,689	7,520	-	16,908,260
Claims Recovery	-	-	-	-	-	-	(288,064)	(2,688,996)	(7,461,105)	-	-	-	-	(10,438,164)
Change in Claims Liability	-	-	-	-	1,193,076	2,173,393	3,297,878	473,709	(84,083)	-	-	-	-	7,053,973
Insurance Expense	73,290	-	-	-	-	-	1,270,387	7,047,706	2,780,464	139,173	1,078,345	-	(47,000)	12,342,366
State Fees	-	-	-	-	-	-	174,906	-	-	-	-	-	-	174,906
Risk Management	7,470	163,131	5,486	5,603	-	-	607,709	263,820	68,970	-	-	-	75,276	1,197,466
Professional Fees	109,273	6,751	15,892	80,294	-	-	-	-	-	-	-	-	-	212,210
General & Administrative	501,319	414,399	291,366	634,959	-	-	-	-	-	-	-	-	20,746	1,862,789
Transfers In/Out	-	-	-	-	-	-	31,000	-	(31,000)	-	-	-	-	-
Total Expense	691,352	584,281	312,744	720,856	1,193,076	2,173,393	10,037,953	9,172,164	3,140,237	139,173	1,092,034	7,520	49,023	29,313,805
Net Income (Loss)	(53,571)	(78,456)	(90,692)	(75,696)	1,553,690	(143,411)	3,512,806	691,957	(201,703)	386,132	356,730	(7,520)	84,498	5,934,764
Change in Due to Members	(53,571)	(78,456)	(90,692)	(75,696)	1,553,690	(143,411)	3,512,806	691,957	(201,703)	386,132	356,730	(7,520)	84,498	5,934,764
Beginning Due to Members	287,732	386,149	210,528	525,420	4,553,676	3,097,993	17,609,186	8,385,568	(1,514,884)	595,379	108,201	-	1,211,828	35,456,776
Ending Due to Members	\$ 234,161	\$ 307,694	\$ 119,836	\$ 449,724	\$ 6,107,365	\$ 2,954,581	\$ 21,121,992	\$ 9,077,525	\$ (1,716,587)	\$ 981,511	\$ 464,931	\$ (7,520)	\$ 1,296,325	\$ 41,391,539



**Income Statement - 5 Year Comparison
07/01/20XX - 06/30/20XX**

Common Size Analysis

	<u>2023-24</u>	<u>2022-23</u>	<u>2021-22</u>	<u>2020-21</u>	<u>2019-20</u>	<u>2022-23</u>	<u>2021-22</u>	<u>2020-21</u>	<u>2019-20</u>	<u>2018-19</u>
Revenues										
Member Contributions	\$ 31,719,122.14	\$ 31,825,178	\$ 25,289,007	\$ 25,205,889	\$ 23,343,230	90%	97%	105%	99%	94%
Interest Income	1,608,076.16	700,342	74,916	93,445	91,615	5%	2%	0%	0%	0%
Investment Income	1,909,541.50	387,012	(1,302,359)	68,928	1,333,046	5%	1%	-5%	0%	5%
Administrative Fee Income	-	-	4,017	1,507	146	0%	0%	0%	0%	0%
Gain/Loss on Equipment	-	3,974	-	100	-	0%	0%	0%	0%	0%
Other Income	<u>11,829</u>	<u>5,099</u>	<u>7,304</u>	<u>2,100</u>	<u>-</u>	<u>0%</u>	<u>0%</u>	<u>0%</u>	<u>0%</u>	<u>0%</u>
Total Revenues	<u>35,248,568</u>	<u>32,921,606</u>	<u>24,072,886</u>	<u>25,371,970</u>	<u>24,768,037</u>	<u>100%</u>	<u>100%</u>	<u>100%</u>	<u>100%</u>	<u>100%</u>
Expense										
Claims Expense	16,908,260	19,215,214	22,101,117	4,550,898	5,764,358	58%	57%	139%	30%	39%
Claims Recovery	(10,438,164)	(13,705,776)	(17,147,356)	(560,011)	(1,002,145)	-36%	-41%	-108%	-4%	-7%
Change in Claims Liability	7,053,973	14,856,820	2,332,803	1,166,887	1,270,113	24%	44%	15%	8%	9%
Insurance Expense	12,342,366	9,715,370	6,249,664	6,899,140	5,670,453	42%	29%	39%	46%	39%
State Fees	174,906	162,410	155,049	158,946	209,727	1%	0%	1%	1%	1%
Risk Management	1,197,466	995,062	1,090,646	1,040,158	1,085,908	4%	3%	7%	7%	7%
Professional Fees	212,210	202,689	181,907	168,405	116,057	1%	1%	1%	1%	1%
General & Administrative	1,862,789	2,199,518	962,427	1,509,112	1,507,521	6%	7%	6%	10%	10%
Transfers In/Out	-	-	-	-	-	0%	0%	0%	0%	0%
Total Expense	<u>29,313,805</u>	<u>33,641,307</u>	<u>15,926,258</u>	<u>14,933,536</u>	<u>14,621,994</u>	<u>100%</u>	<u>100%</u>	<u>100%</u>	<u>100%</u>	<u>100%</u>
Net Income (Loss)	<u>5,934,764</u>	<u>(719,701)</u>	<u>8,146,627</u>	<u>10,438,434</u>	<u>10,146,043</u>					
Return of Funds to Members	<u>-</u>	<u>1,347,637</u>	<u>3,431,385</u>	<u>2,048,594</u>	<u>2,720,939</u>					
Change in Due to Members	<u>5,934,764</u>	<u>(2,067,338)</u>	<u>4,715,242</u>	<u>8,389,840</u>	<u>7,425,104</u>					
Beginning Due to Members	<u>35,456,775</u>	<u>37,524,114</u>	<u>32,808,872</u>	<u>24,419,032</u>	<u>16,993,927</u>					
Ending Due to Members	<u>\$ 41,391,539</u>	<u>\$ 35,456,775</u>	<u>\$ 37,524,114</u>	<u>\$ 32,808,872</u>	<u>\$ 24,419,032</u>					



**Income Statement - 5 Year Comparison
07/01/20XX - 06/30/20XX**

	<u>2023-24</u>	<u>2022-23</u>	<u>2021-22</u>	<u>2020-21</u>	<u>2019-20</u>
Revenues					
Member Contributions	\$ 31,719,122.14	\$ 31,825,178	\$ 25,289,007	\$ 25,205,889	\$ 23,343,230
Interest Income	1,608,076.16	700,342	74,916	93,445	91,615
Investment Income	1,909,541.50	387,012	(1,302,359)	68,928	1,333,046
Administrative Fee Income	-	-	4,017	1,507	146
Gain/Loss on Equipment	-	3,974	-	100	-
Other Income	<u>11,829</u>	<u>5,099</u>	<u>7,304</u>	<u>2,100</u>	<u>-</u>
Total Revenues	<u>35,248,568</u>	<u>32,921,606</u>	<u>24,072,886</u>	<u>25,371,970</u>	<u>24,768,037</u>
Expense					
Claims Expense	16,908,260	19,215,214	22,101,117	4,550,898	5,764,358
Claims Recovery	(10,438,164)	(13,705,776)	(17,147,356)	(560,011)	(1,002,145)
Change in Claims Liability	7,053,973	14,856,820	2,332,803	1,166,887	1,270,113
Insurance Expense	12,342,366	9,715,370	6,249,664	6,899,140	5,670,453
State Fees	174,906	162,410	155,049	158,946	209,727
Risk Management	1,197,466	995,062	1,090,646	1,040,158	1,085,908
Professional Fees	212,210	202,689	181,907	168,405	116,057
General & Administrative	1,862,789	2,199,518	962,427	1,509,112	1,507,521
Transfers In/Out	-	-	-	-	-
Total Expense	<u>29,313,805</u>	<u>33,641,307</u>	<u>15,926,258</u>	<u>14,933,536</u>	<u>14,621,994</u>
Net Income (Loss)	<u>5,934,764</u>	<u>(719,701)</u>	<u>8,146,627</u>	<u>10,438,434</u>	<u>10,146,043</u>
Return of Funds to Members	<u>-</u>	<u>1,347,637</u>	<u>3,431,385</u>	<u>2,048,594</u>	<u>2,720,939</u>
Change in Due to Members	<u>5,934,764</u>	<u>(2,067,338)</u>	<u>4,715,242</u>	<u>8,389,840</u>	<u>7,425,104</u>
Beginning Due to Members	<u>35,456,775</u>	<u>37,524,114</u>	<u>32,808,872</u>	<u>24,419,032</u>	<u>16,993,927</u>
Ending Due to Members	<u>\$ 41,391,539</u>	<u>\$ 35,456,775</u>	<u>\$ 37,524,114</u>	<u>\$ 32,808,872</u>	<u>\$ 24,419,032</u>



TRINDEL

Risk Management for Rural Counties

Budget to Actuals Administration Funds Summary 7/1/23-6/30/24

	23/24 Actual	23/24 Budget	Variance (Over) / Under	% Budget Remaining
Revenues				
Administration	\$ 637,781	\$ 695,610	\$ 57,829	8%
Risk Control	505,825	630,605	124,779	20%
Claims Admin Prop, General Liability	222,052	263,795	41,743	16%
Claims Admin Workers' Compensation	645,160	766,549	121,389	16%
Total Revenues	<u>2,010,819</u>	<u>2,356,559</u>	<u>345,740</u>	<u>15%</u>
Expenses				
Administration	691,352	700,610	9,258	1%
Risk Control	584,281	620,605	36,323	6%
Claims Admin Prop, General Liability	311,542	263,795	(47,747)	-18%
Claims Admin Workers' Compensation	720,856	763,693	42,837	6%
Total Expenses	<u>\$ 2,308,031.07</u>	<u>\$ 2,348,702.60</u>	<u>\$ 40,671.53</u>	<u>2%</u>



TRINDEL

Risk Management for Rural Counties

Budget to Actuals Pooled Funds Summary 7/1/23-6/30/24

	23/24 Actual	23/24 Budget	Variance (Over) / Under	% Budget Remaining
Revenues				
Workers' Compensation Pool	\$ 2,746,766	\$ 2,477,000	\$ (269,766)	-11%
General Liability Pool	2,029,981	1,894,000	(135,981)	-7%
Total Revenues	<u>4,776,747</u>	<u>4,371,000</u>	<u>(405,747)</u>	<u>-9%</u>
Expenses				
Workers' Compensation Pool	2,029,981	1,894,000	(135,981)	-7%
General Liability Pool	2,173,393	1,200,000	(973,393)	-81%
Total Expenses	<u>\$ 4,203,374</u>	<u>\$ 3,094,000</u>	<u>\$ (1,109,374)</u>	<u>-36%</u>



TRINDEL

Risk Management for Rural Counties

Budget to Actuals Program Funds Summary 7/1/23-6/30/24

	23/24 Actual	23/24 Budget	Variance (Over) / Under	% Budget Remaining
Revenues				
Workers' Compensation	\$ 13,550,759	\$ 11,750,910	\$ (1,799,849)	-15%
General Liability	9,864,121	9,514,402	(349,719)	-4%
Property	2,936,357	2,925,728	(10,629)	0%
Pollution	525,305	499,524	(25,781)	-5%
Medical Malpractice	1,448,764	1,429,435	(19,329)	-1%
Leadership Training Funds	133,520	84,000	(49,520)	-59%
Total Revenues	28,458,826	26,203,999	(2,254,827)	-9%
Expenses				
Workers' Compensation	10,037,953	7,723,986	(2,313,967)	-30%
General Liability	9,172,164	11,253,283	2,081,119	18%
Property	3,142,413	3,512,805	370,392	11%
Pollution	139,173	139,175	2	0%
Medical Malpractice	1,092,034	1,191,400	99,366	8%
Leadership Training Funds	49,023	55,000	5,977	11%
Total Expenses	\$ 1,141,056	\$ 1,246,400	\$ 105,344	8%



TRINDEL

Risk Management for Rural Counties

Budget to Actuals

Administration 7/1/23-6/30/24

Administration had 3 budgeted employees in FY 23-24.

	23/24 Actual	23/24 Budget	Variance (Over) / Under	% Budget Remaining
Revenues				
Member Contributions	\$ 684,889	\$ 686,610	\$ 1,721	0%
Member Contributions Discount	(58,992)	-	58,992	
Dividend income	1,260	-	(1,260)	
Other Income	10,624	9,000	(1,624)	-18%
Total Revenues	<u>637,781</u>	<u>695,610</u>	<u>57,829</u>	<u>8%</u>
Expenses				
Insurance Expense	73,290	73,290	(0)	0%
State Fees	-	2	2	100%
Training	7,470	7,000	(470)	-7%
Professional Fees	13,125	12,800	(325)	-3%
Actuarial Study	5,695	6,000	305	5%
Audit Expenses	25,500	25,500	-	0%
CAJPA Accreditation	-	1	1	100%
Consultants/Broker	531	-	(531)	
Investment Advisors	47,226	46,400	(826)	-2%
Human Resource Consultant	10,246	11,500	1,254	11%
General Counsel	6,950	-	(6,950)	
Salaries	252,139	239,580	(12,559)	-5%
Employee Benefits	93,176	139,256	46,080	33%
Pension Expense	21,079	19,000	(2,079)	-11%
Bank Service Charges	-	180	180	100%
Dues & Subscriptions	8,505	9,000	495	6%
CALPELRA	32,249	32,249	0	0%
CAJPA	-	5,000	5,000	100%
PARMA	19,445	13,500	(5,945)	-44%
Printing & Reproduction	509	1,200	691	58%
Utilities & Housekeeping	2,968	4,200	1,232	29%
Travel Expenses	3,763	8,250	4,487	54%
Board Meeting Expenses	45,924	32,000	(13,924)	-44%
Office Materials & Supplies	2,999	4,000	1,001	25%
Communications/IT	14,637	20,400	5,763	28%
Depreciation Expense	3,637	7,241	3,604	50%
Miscellaneous Expense	290	-	(290)	
Transfers In/Out	-	(16,939)	(16,939)	100%
Total Expenses	<u>\$ 691,352</u>	<u>\$ 700,610</u>	<u>\$ 9,258</u>	<u>1%</u>



TRINDEL

Risk Management for Rural Counties

Budget to Actuals Risk Control 7/1/23-6/30/24

Risk Control had 3 budgeted employees in FY 23-24.

	23/24 Actual	23/24 Budget	Variance (Over) / Under	% Budget Remaining
Revenues				
Member Contributions	\$ 620,914	\$ 630,605	\$ 9,691	2%
Member Contributions Discount	(116,292)	-	116,292	
Other Income	1,204	-	(1,204)	
Total Revenues	<u>505,825</u>	<u>630,605</u>	<u>124,779</u>	<u>20%</u>
Expenses				
Safety Funds	29,319	31,750	2,431	8%
Employee Assistance Program	(154)	-	154	
Training	16,020	15,000	(1,020)	-7%
Law Enforcement	19,229	16,270	(2,959)	-18%
Loss Prevention Specialist	27,331	27,500	169	1%
Road Commissioners Meeting	15,060	15,000	(60)	0%
Department Safety Representative Meeting	56,326	40,000	(16,326)	-41%
Professional Fees	6,751	30,000	23,249	77%
Salaries	245,662	252,000	6,337	3%
Employee Benefits	86,948	79,170	(7,778)	-10%
Pension Expense	2,904	15,000	12,096	81%
Dues & Subscriptions	5,489	5,000	(489)	-10%
Printing & Reproduction	620	1,500	880	59%
Utilities & Housekeeping	2,919	4,200	1,281	31%
Travel Expenses	36,617	42,000	5,383	13%
Office Materials & Supplies	3,905	5,250	1,345	26%
Communications/IT	15,624	14,830	(794)	-5%
Depreciation Expense	13,711	26,134	12,424	48%
Total Expenses	<u>\$ 584,281</u>	<u>\$ 620,605</u>	<u>\$ 36,323</u>	<u>6%</u>



TRINDEL

Risk Management for Rural Counties

Budget to Actuals

Claims Administration: Property and Liability 7/1/23-6/30/24

Claims Administration: Property and Liability had 2 budgeted employees in FY 23-24.

	23/24 Actual	23/24 Budget	Variance (Over) / Under	% Budget Remaining
Revenues				
Member Contributions	\$ 260,584	\$ 263,795	\$ 3,211	1%
Member Contributions Discount	(38,532)	-	38,532	
Total Revenues	<u>222,052</u>	<u>263,795</u>	<u>41,743</u>	<u>16%</u>
Expenses				
Employee Assistance Program	-	240	240	100%
Training	5,486	6,900	1,414	20%
Professional Fees	14,690	16,800	2,110	13%
Salaries	155,062	150,000	(5,062)	-3%
Employee Benefits	57,926	55,466	(2,460)	-4%
Pension Expense	49,142	6,500	(42,642)	-656%
Dues & Subscriptions	399	500	101	20%
Conferences	8,356	13,500	5,144	38%
Printing & Reproduction	670	800	130	16%
Utilities & Housekeeping	1,946	2,428	482	20%
Travel Expenses	4,640	6,700	2,060	31%
Office Materials & Supplies	1,095	1,200	105	9%
Communications/IT	9,880	10,950	1,070	10%
Depreciation Expense	2,425	3,627	1,202	33%
Miscellaneous Expense	(176)	-	176	
Transfers In/Out	-	(11,816)	(11,816)	100%
Total Expenses	<u>\$ 311,542</u>	<u>\$ 263,795</u>	<u>\$ (47,747)</u>	<u>-18%</u>



TRINDEL

Risk Management for Rural Counties

Budget to Actuals

Claims Administration: Workers' Compensation 7/1/23-6/30/24

Claims Administration: Workers' Compensation had 6 budgeted employees in FY 23-24.

	23/24 Actual	23/24 Budget	Variance (Over) / Under	% Budget Remaining
Revenues				
Member Contributions	\$ 726,159	\$ 766,549	\$ 40,390	5%
Member Contributions Discount	(81,000)	-	81,000	
Other Income	1	-	(1)	
Total Revenues	<u>645,160</u>	<u>766,549</u>	<u>121,389</u>	16%
Expenses				
Employee Assistance Program	240	500	260	52%
Training	5,363	6,750	1,387	21%
Professional Fees	80,294	99,885	19,591	20%
Salaries	322,519	357,539	35,020	10%
Employee Benefits	152,998	163,400	10,402	6%
Pension Expense	75,314	20,000	(55,314)	-277%
Dues & Subscriptions	1,687	3,500	1,813	52%
Printing & Reproduction	7,906	11,000	3,094	28%
Utilities & Housekeeping	5,864	6,500	636	10%
Travel Expenses	532	4,800	4,268	89%
Office Materials & Supplies	16,753	8,750	(8,003)	-91%
Communications/IT	36,307	35,620	(687)	-2%
Depreciation Expense	15,068	16,694	1,626	10%
Miscellaneous Expense	11	-	(11)	
Transfers In/Out	-	28,755	28,755	100%
Total Expenses	<u>\$ 720,856</u>	<u>\$ 763,693</u>	<u>\$ 42,837</u>	6%



TRINDEL

Risk Management for Rural Counties

Budget to Actuals Workers' Compensation Pool 7/1/23-6/30/24

	23/24 Actual	23/24 Budget	Variance (Over) / Under	% Budget Remaining
Revenues				
Member Contributions	\$ 2,402,000	\$ 2,402,000	\$ 0	0%
Interest Income	164,253	25,000	(139,253)	-557%
Investment Income	166,220	25,000	(141,220)	-565%
Increase (Decrease) in FMV	14,293	25,000	10,707	43%
Total Revenues	<u>2,746,766</u>	<u>2,477,000</u>	<u>(269,766)</u>	<u>-11%</u>
Expenses				
Claims Paid	-	100,000	100,000	100%
Change in Unpaid Claims Liability	1,193,076	500,000	(693,076)	-139%
Total Expenses	<u>\$ 1,193,076</u>	<u>\$ 600,000</u>	<u>\$ (593,076)</u>	<u>-99%</u>



TRINDEL

Risk Management for Rural Counties

Budget to Actuals General Liability Pool 7/1/23-6/30/24

	23/24 Actual	23/24 Budget	Variance (Over) / Under	% Budget Remaining
Revenues				
Member Contributions	\$ 1,839,000	\$ 1,839,000	\$ (0)	0%
Interest Income	86,341	15,000	(71,341)	-476%
Investment Income	86,808	25,000	(61,808)	-247%
Increase (Decrease) in FMV	17,832	15,000	(2,832)	-19%
Total Revenues	<u>2,029,981</u>	<u>1,894,000</u>	<u>(135,981)</u>	<u>-7%</u>
Expenses				
Claims Paid	-	100,000	100,000	100%
Change in Unpaid Claims Liability	2,173,393	1,100,000	(1,073,393)	-98%
Total Expenses	<u>\$ 2,173,393</u>	<u>\$ 1,200,000</u>	<u>\$ (973,393)</u>	<u>-81%</u>



TRINDEL

Risk Management for Rural Counties

Budget to Actuals Workers' Compensation 7/1/23-6/30/24

	23/24 Actual	23/24 Budget	Variance (Over) / Under	% Budget Remaining
Revenues				
Member Contributions	\$ 11,200,910	\$ 11,200,910	\$ (0)	0%
Interest Income	1,075,451	150,000	(925,451)	-617%
Investment Income	1,087,985	350,000	(737,985)	-211%
Increase (Decrease) in FMV	186,413	50,000	(136,413)	-273%
Total Revenues	<u>13,550,759</u>	<u>11,750,910</u>	<u>(1,799,849)</u>	<u>-15%</u>
Expenses				
Claims Paid	4,944,137	3,500,000	(1,444,137)	-41%
Change in Unpaid Claims Liability	3,297,878	1,000,000	(2,297,878)	-230%
Claims Refund	(8,752)	(15,000)	(6,248)	42%
Claims Subrogation	(18,204)	(100,000)	(81,796)	82%
Claims Excess Recovery	(261,107)	(100,000)	161,107	-161%
Excess Insurance	1,270,387	1,264,486	(5,901)	0%
State Fees	174,906	175,000	94	0%
Safety Funds	12,316	8,000	(4,316)	-54%
Hearing Tests	6,000	18,000	12,000	67%
Risk Management Subsidy	60,000	60,000	-	0%
Loss Prevention Subsidy	506,610	400,000	(106,610)	-27%
Employee Assistance Program	22,783	13,500	(9,283)	-69%
Transfers In/Out	31,000	-	(31,000)	
Return of Funds	-	1,500,000	1,500,000	100%
Total Expenses	<u>\$ 10,037,953</u>	<u>\$ 7,723,986</u>	<u>\$ (2,313,967)</u>	<u>-30%</u>



TRINDEL

Risk Management for Rural Counties

Budget to Actuals General Liability 7/1/23-6/30/24

	23/24 Actual	23/24 Budget	Variance (Over) / Under	% Budget Remaining
Revenues				
Member Contributions	\$ 9,339,402	\$ 9,339,402	\$ (0)	0%
Interest Income	234,781	50,000	(184,781)	-370%
Investment Income	234,206	75,000	(159,206)	-212%
Increase (Decrease) in FMV	55,732	50,000	(5,732)	-11%
Total Revenues	9,864,121	9,514,402	(349,719)	-4%
Expenses				
Claims Paid	4,075,924	5,000,000	924,076	18%
Change in Unpaid Claims Liability	473,709	1,000,000	526,291	53%
Claims Subrogation	-	(100,000)	(100,000)	100%
Claims Excess Recovery	(2,688,996)	(2,000,000)	688,996	-34%
Insurance Expense	245,171	245,137	(34)	0%
Excess Insurance	6,819,929	6,897,966	78,037	1%
Insurance Dividends	(17,394)	-	17,394	
Risk Management Subsidy	30,000	30,000	-	0%
Loss Prevention Subsidy	233,820	180,180	(53,640)	-30%
Total Expenses	\$ 9,172,164	\$ 11,253,283	\$ 2,081,119	18%



TRINDEL

Risk Management for Rural Counties

Budget to Actuals Property 7/1/23-6/30/24

	23/24 Actual	23/24 Budget	Variance (Over) / Under	% Budget Remaining
Revenues				
Member Contributions	\$ 2,923,728	\$ 2,923,728	\$ (0)	0%
Interest Income	6,041	1,000	(5,041)	-504%
Investment Income	6,587	1,000	(5,587)	-559%
Total Revenues	<u>2,936,357</u>	<u>2,925,728</u>	<u>(10,629)</u>	<u>0%</u>
Expenses				
Increase (Decrease) in FMV	2,177	2,000	(177)	-9%
Claims Paid	7,866,991	750,000	(7,116,991)	-949%
Change in Unpaid Claims Liability	(84,083)	450,000	534,083	119%
Claims Subrogation	(42,029)	(25,000)	17,029	-68%
Claims Excess Recovery	(7,419,076)	(300,000)	7,119,076	-2373%
Excess Insurance	2,780,464	2,572,305	(208,159)	-8%
Risk Management Subsidy	30,000	27,500	(2,500)	-9%
Loss Prevention Subsidy	38,970	36,000	(2,970)	-8%
Transfers In/Out	(31,000)	-	31,000	
Total Expenses	<u>\$ 3,142,413</u>	<u>\$ 3,512,805</u>	<u>\$ 370,392</u>	<u>11%</u>



TRINDEL

Risk Management for Rural Counties

Budget to Actuals Pollution 7/1/23-6/30/24

	23/24 Actual	23/24 Budget	Variance (Over) / Under	% Budget Remaining
Revenues				
Member Contributions	\$ 499,524	\$ 499,524	\$ (0)	0%
Interest Income	11,571	-	(11,571)	
Investment Income	11,510	-	(11,510)	
Increase (Decrease) in FMV	2,700	-	(2,700)	
Total Revenues	<u>525,305</u>	<u>499,524</u>	<u>(25,781)</u>	<u>-5%</u>
Expenses				
Insurance Expense	87,888	87,890	2	0%
Excess Insurance	51,285	51,285	(0)	0%
Total Expenses	<u>\$ 139,173</u>	<u>\$ 139,175</u>	<u>\$ 2</u>	<u>0%</u>

Budget to Actuals Medical Malpractice 7/1/23-6/30/24

	23/24 Actual	23/24 Budget	Variance (Over) / Under	% Budget Remaining
Revenues				
Member Contributions	\$ 1,432,827	\$ 1,429,435	\$ (3,392)	0%
Interest Income	6,969	-	(6,969)	
Investment Income	6,765	-	(6,765)	
Increase (Decrease) in FMV	2,203	-	(2,203)	
Total Revenues	<u>1,448,764</u>	<u>1,429,435</u>	<u>(19,329)</u>	<u>-1%</u>
Expenses				
Claims Paid	13,689	10,000	(3,689)	-37%
Change in Unpaid Claims	-	100,000	100,000	100%
Excess Insurance	1,078,345	1,081,400	3,055	0%
Total Expenses	<u>\$ 1,092,034</u>	<u>\$ 1,191,400</u>	<u>\$ 99,366</u>	<u>8%</u>



TRINDEL

Risk Management for Rural Counties

Budget to Actuals Cyber 7/1/23-6/30/24

	23/24 Actual	23/24 Budget	Variance (Over) / Under	% Budget Remaining
Expenses				
Claims Paid	\$ 7,520	\$ -	\$ (7,520)	
Total Expenses	<u>\$ 7,520</u>	<u>\$ -</u>	<u>\$ (7,520)</u>	

Budget to Actuals Leadership Training Fund 7/1/23-6/30/24

	23/24 Actual	23/24 Budget	Variance (Over) / Under	% Budget Remaining
Revenues				
Member Contributions	\$ 84,000	\$ 84,000	\$ -	0%
Interest Income	22,669	-	(22,669)	
Investment Income	22,971	-	(22,971)	
Increase (Decrease) in FMV	3,880	-	(3,880)	
Total Revenues	<u>133,520</u>	<u>84,000</u>	<u>(49,520)</u>	-59%
Expenses				
Subsidy	(47,000)	(60,000)	(13,000)	22%
Safety Funds	29,312	10,000	(19,312)	-193%
Training	45,964	105,000	59,036	56%
Dues & Subscriptions	11,120	-	(11,120)	
CALPELRA	4,202	-	(4,202)	
PARMA	5,272	-	(5,272)	
Travel Expenses	152	-	(152)	
Total Expenses	<u>\$ 49,023</u>	<u>\$ 55,000</u>	<u>\$ 5,977</u>	11%

Trindel Insurance Fund
Statement of Revenues and Expenditures By Program
From 7/1/2023 Through 6/30/2024

120 - Alpine

	<u>Workers'</u> <u>Compensation</u>	<u>Liability</u>	<u>Property</u>	<u>Pollution</u>	<u>Medical</u> <u>Malpractice</u>	<u>Leadership</u> <u>Training Fund</u>	<u>Total</u>
Revenues							
Member Contributions	\$ 429,576.82	\$ 245,627.41	\$ 129,002.87	\$ 32,879.00	\$ 18,921.98	\$ 7,000.00	\$ 863,008.08
Interest Income	31,285	15,008	2,369	744	456	2,335	52,198
Investment Income	36,331	17,137	2,209	840	511	2,751	59,780
Total Revenues	<u>497,193</u>	<u>277,773</u>	<u>133,582</u>	<u>34,464</u>	<u>19,889</u>	<u>12,086</u>	<u>974,986</u>
Expense							
Claims Expense	234,689	30,033	159,759	-	-	-	424,481
Claims Recovery	-	-	(128,864)	-	-	-	(128,864)
Change in Claims Liability	(59,529)	(92,152)	(22,737)	-	-	-	(174,418)
Insurance Expense	26,214	115,038	89,796	5,216	7,320	(4,000)	239,584
State Fees	3,505	-	-	-	-	-	3,505
Risk Management	53,542	24,820	6,220	-	-	14,635	99,217
General & Administrative	-	-	-	-	-	2,576	2,576
Total Expense	<u>258,421</u>	<u>77,739</u>	<u>104,174</u>	<u>5,216</u>	<u>7,320</u>	<u>13,211</u>	<u>466,081</u>
Net Income (Loss)	<u>238,772</u>	<u>200,034</u>	<u>29,408</u>	<u>29,248</u>	<u>12,569</u>	<u>(1,125)</u>	<u>508,906</u>
Change in Due to Members	<u>238,772</u>	<u>200,034</u>	<u>29,408</u>	<u>29,248</u>	<u>12,569</u>	<u>(1,125)</u>	<u>508,906</u>
Beginning Due to Members	<u>\$ (85,100.57)</u>	<u>\$ 597,047.40</u>	<u>\$ 31,038.30</u>	<u>\$ 31,685.35</u>	<u>\$ 23,585.27</u>	<u>\$ 124,591.69</u>	<u>\$ 722,847.44</u>
Ending Due to Members	<u>153,671.64</u>	<u>797,081.51</u>	<u>60,446.14</u>	<u>60,933.16</u>	<u>36,154.02</u>	<u>123,466.68</u>	<u>1,231,753.15</u>

Trindel Insurance Fund
Statement of Revenues and Expenditures By Program
From 7/1/2023 Through 6/30/2024

130 - Colusa

	<u>Workers'</u> <u>Compensation</u>	<u>Liability</u>	<u>Property</u>	<u>Pollution</u>	<u>Medical</u> <u>Malpractice</u>	<u>Leadership</u> <u>Training Fund</u>	<u>Total</u>
Revenues							
Member Contributions	\$ 237,722.61	\$ 490,702.60	\$ 121,439.64	\$ 45,804.00	\$ 93,463.15	\$ 7,000.00	\$ 996,132.00
Interest Income	51,916.56	15,212.59	411.89	722.95	700.51	3,006.94	71,971.44
Investment Income	62,088.07	19,799.67	318.85	963.71	1,144.82	3,586.63	87,901.75
Total Revenues	<u>351,727.24</u>	<u>525,714.86</u>	<u>122,170.38</u>	<u>47,490.66</u>	<u>95,308.48</u>	<u>13,593.57</u>	<u>1,156,005.19</u>
Expense							
Claims Expense	297,656.49	53,118.23	43,073.98	-	427.50	-	394,276.20
Claims Recovery	(490.92)	-	(39,130.84)	-	-	-	(39,621.76)
Change in Claims Liability	265,045.10	200,358.36	(12,200.19)	-	-	-	453,203.27
Insurance Expense	99,469.00	465,056.00	125,182.75	7,822.00	52,645.00	(4,000.00)	746,174.75
State Fees	1,994.07	-	-	-	-	-	1,994.07
Risk Management	44,953.45	20,500.00	5,500.00	-	-	20,192.02	91,145.47
Tranfers In/Out	31,000.00	-	(31,000.00)	-	-	-	-
Total Expense	<u>739,627.19</u>	<u>739,032.59</u>	<u>91,425.70</u>	<u>7,822.00</u>	<u>53,072.50</u>	<u>16,192.02</u>	<u>1,647,172.00</u>
Net Income (Loss)	<u>(387,899.95)</u>	<u>(213,317.73)</u>	<u>30,744.68</u>	<u>39,668.66</u>	<u>42,235.98</u>	<u>(2,598.45)</u>	<u>(491,166.81)</u>
Change in Due to Members	<u>(387,899.95)</u>	<u>(213,317.73)</u>	<u>30,744.68</u>	<u>39,668.66</u>	<u>42,235.98</u>	<u>(2,598.45)</u>	<u>(491,166.81)</u>
Beginning Due to Members	<u>2,194,634.36</u>	<u>783,893.93</u>	<u>(30,462.96)</u>	<u>33,974.63</u>	<u>14,899.17</u>	<u>170,628.30</u>	<u>3,167,567.43</u>
Ending Due to Members	<u>\$ 1,806,734.41</u>	<u>\$ 570,576.20</u>	<u>\$ 281.72</u>	<u>\$ 73,643.29</u>	<u>\$ 57,135.15</u>	<u>\$ 168,029.85</u>	<u>\$ 2,676,400.62</u>

Trindel Insurance Fund
Statement of Revenues and Expenditures By Program
From 7/1/2023 Through 6/30/2024

140 - Del Norte

	<u>Workers'</u> <u>Compensation</u>	<u>Liability</u>	<u>Property</u>	<u>Pollution</u>	<u>Medical</u> <u>Malpractice</u>	<u>Leadership</u> <u>Training Fund</u>	<u>Total</u>
Revenues							
Member Contributions	\$ 725,326.98	\$ 610,239.47	\$ 436,562.52	\$ 36,815.00	\$ 73,708.09	\$ 7,000.00	\$ 1,889,652.06
Interest Income	100,305.91	26,366.42	418.66	2,549.11	1,775.17	2,504.78	133,920.05
Investment Income	117,962.60	31,560.53	1,056.95	3,034.27	2,163.10	2,979.56	158,757.01
Total Revenues	<u>943,595.49</u>	<u>668,166.42</u>	<u>438,038.13</u>	<u>42,398.38</u>	<u>77,646.36</u>	<u>12,484.34</u>	<u>2,182,329.12</u>
Expense							
Claims Expense	244,202.38	28,220.16	161,665.57	-	-	-	434,088.11
Claims Recovery	(823.75)	-	(93,608.06)	-	-	-	(94,431.81)
Change in Claims Liability	496,064.11	19,594.38	56,062.86	-	-	-	571,721.35
Insurance Expense	91,719.00	473,927.00	438,257.75	7,822.00	75,923.00	(4,000.00)	1,083,648.75
State Fees	9,834.43	-	-	-	-	-	9,834.43
Risk Management	50,788.00	20,500.00	5,500.00	-	-	6,283.44	83,071.44
Total Expense	<u>891,784.17</u>	<u>542,241.54</u>	<u>567,878.12</u>	<u>7,822.00</u>	<u>75,923.00</u>	<u>2,283.44</u>	<u>2,087,932.27</u>
Net Income (Loss)	<u>51,811.32</u>	<u>125,924.88</u>	<u>(129,839.99)</u>	<u>34,576.38</u>	<u>1,723.36</u>	<u>10,200.90</u>	<u>94,396.85</u>
Change in Due to Members	<u>51,811.32</u>	<u>125,924.88</u>	<u>(129,839.99)</u>	<u>34,576.38</u>	<u>1,723.36</u>	<u>10,200.90</u>	<u>94,396.85</u>
Beginning Due to Members	<u>2,504,219.49</u>	<u>1,108,658.27</u>	<u>(162,989.08)</u>	<u>130,606.30</u>	<u>133,744.95</u>	<u>132,493.92</u>	<u>3,846,733.85</u>
Ending Due to Members	<u>\$ 2,556,030.81</u>	<u>\$ 1,234,583.15</u>	<u>\$ (292,829.07)</u>	<u>\$ 165,182.68</u>	<u>\$ 135,468.31</u>	<u>\$ 142,694.82</u>	<u>\$ 3,941,130.70</u>

Trindel Insurance Fund
Statement of Revenues and Expenditures By Program
From 7/1/2023 Through 6/30/2024

150 - Lassen

	<u>Workers'</u> <u>Compensation</u>	<u>Liability</u>	<u>Property</u>	<u>Pollution</u>	<u>Medical</u> <u>Malpractice</u>	<u>Leadership</u> <u>Training Fund</u>	<u>Total</u>
Revenues							
Member Contributions	\$ 900,780.78	\$ 600,331.25	\$ 195,861.72	\$ 36,815.00	\$ 51,222.59	\$ 7,000.00	\$ 1,792,011.34
Interest Income	117,910.71	23,466.54	1,689.65	2,604.96	704.24	1,821.95	148,198.05
Investment Income	142,726.21	30,305.10	2,913.56	3,247.16	1,088.38	2,211.47	182,491.88
Total Revenues	<u>1,161,417.70</u>	<u>654,102.89</u>	<u>200,464.93</u>	<u>42,667.12</u>	<u>53,015.21</u>	<u>11,033.42</u>	<u>2,122,701.27</u>
Expense							
Claims Expense	292,443.90	94,180.67	35,244.57	-	-	-	421,869.14
Claims Recovery	(10,474.93)	(0.17)	(7,045.84)	-	-	-	(17,520.94)
Change in Claims Liability	253,152.42	(166,010.64)	(77,998.79)	-	-	-	9,142.99
Insurance Expense	92,603.00	494,600.03	191,587.25	7,822.00	62,295.00	(4,000.00)	844,907.28
State Fees	22,745.51	-	-	-	-	-	22,745.51
Risk Management	48,219.07	20,500.00	5,500.00	-	-	-	74,219.07
General & Administrative	-	-	-	-	-	7,066.40	7,066.40
Total Expense	<u>698,688.97</u>	<u>443,269.89</u>	<u>147,287.19</u>	<u>7,822.00</u>	<u>62,295.00</u>	<u>3,066.40</u>	<u>1,362,429.45</u>
Net Income (Loss)	<u>462,728.73</u>	<u>210,833.00</u>	<u>53,177.74</u>	<u>34,845.12</u>	<u>(9,279.79)</u>	<u>7,967.02</u>	<u>760,271.82</u>
Change in Due to Members	<u>462,728.73</u>	<u>210,833.00</u>	<u>53,177.74</u>	<u>34,845.12</u>	<u>(9,279.79)</u>	<u>7,967.02</u>	<u>760,271.82</u>
Beginning Due to Members	<u>1,933,752.38</u>	<u>917,094.16</u>	<u>(18,624.32)</u>	<u>130,920.81</u>	<u>68,580.09</u>	<u>98,519.90</u>	<u>3,130,243.02</u>
Ending Due to Members	<u>\$ 2,396,481.11</u>	<u>\$ 1,127,927.16</u>	<u>\$ 34,553.42</u>	<u>\$ 165,765.93</u>	<u>\$ 59,300.30</u>	<u>\$ 106,486.92</u>	<u>\$ 3,890,514.84</u>

Trindel Insurance Fund
Statement of Revenues and Expenditures By Program
From 7/1/2023 Through 6/30/2024

160 - Modoc

	<u>Workers'</u> <u>Compensation</u>	<u>Liability</u>	<u>Property</u>	<u>Pollution</u>	<u>Medical</u> <u>Malpractice</u>	<u>Leadership</u> <u>Training Fund</u>	<u>Total</u>
Revenues							
Member Contributions	\$ 494,193.14	\$ 376,801.62	\$ 175,088.73	\$ 50,344.43	\$ 134,366.30	\$ 7,000.00	\$ 1,237,794.22
Interest Income	64,578.98	21,705.62	710.68	636.79	518.29	2,477.29	90,627.65
Investment Income	78,567.01	27,161.19	1,086.92	1,017.83	820.48	2,949.21	111,602.64
Total Revenues	<u>637,339.13</u>	<u>425,668.43</u>	<u>176,886.33</u>	<u>51,999.05</u>	<u>135,705.07</u>	<u>12,426.50</u>	<u>1,440,024.51</u>
Expense							
Claims Expense	100,806.24	59,784.04	23,721.93	-	-	-	184,312.21
Claims Recovery	(9,995.57)	-	(23,335.99)	-	-	-	(33,331.56)
Change in Claims Liability	(295,195.03)	(43,638.25)	(76,780.79)	-	-	-	(415,614.07)
Insurance Expense	50,488.00	263,701.39	138,241.75	22,681.43	30,730.00	(4,000.00)	501,842.57
State Fees	8,725.59	-	-	-	-	-	8,725.59
Risk Management	46,404.95	20,500.00	5,500.00	-	-	-	72,404.95
General & Administrative	-	-	-	-	-	1,777.92	1,777.92
Total Expense	<u>(98,765.82)</u>	<u>300,347.18</u>	<u>67,346.90</u>	<u>22,681.43</u>	<u>30,730.00</u>	<u>(2,222.08)</u>	<u>320,117.61</u>
Net Income (Loss)	<u>736,104.95</u>	<u>125,321.25</u>	<u>109,539.43</u>	<u>29,317.62</u>	<u>104,975.07</u>	<u>14,648.58</u>	<u>1,119,906.90</u>
Change in Due to Members	<u>736,104.95</u>	<u>125,321.25</u>	<u>109,539.43</u>	<u>29,317.62</u>	<u>104,975.07</u>	<u>14,648.58</u>	<u>1,119,906.90</u>
Beginning Due to Members	<u>1,835,543.67</u>	<u>994,385.66</u>	<u>(87,568.75)</u>	<u>50,686.47</u>	<u>(43,101.08)</u>	<u>129,806.28</u>	<u>2,879,752.25</u>
Ending Due to Members	<u>\$ 2,571,648.62</u>	<u>\$ 1,119,706.91</u>	<u>\$ 21,970.68</u>	<u>\$ 80,004.09</u>	<u>\$ 61,873.99</u>	<u>\$ 144,454.86</u>	<u>\$ 3,999,659.15</u>

Trindel Insurance Fund
Statement of Revenues and Expenditures By Program
From 7/1/2023 Through 6/30/2024

170 - Mono

	<u>Workers'</u> <u>Compensation</u>	<u>Liability</u>	<u>Property</u>	<u>Pollution</u>	<u>Medical</u> <u>Malpractice</u>	<u>Leadership</u> <u>Training Fund</u>	<u>Total</u>
Revenues							
Member Contributions	\$ 778,082.48	\$ 454,219.68	\$ 148,094.50	\$ 57,663.09	\$ 42,159.06	\$ 7,000.00	\$ 1,487,218.81
Interest Income	97,217.57	14,749.79	-	252.02	447.71	1,536.66	114,203.75
Investment Income	112,355.51	16,435.32	-	251.09	454.23	1,802.28	131,298.43
Total Revenues	<u>987,655.56</u>	<u>485,404.79</u>	<u>148,094.50</u>	<u>58,166.20</u>	<u>43,061.00</u>	<u>10,338.94</u>	<u>1,732,720.99</u>
Expense							
Claims Expense	528,876.14	102,141.64	151,209.58	-	12,161.42	-	795,735.78
Claims Recovery	(5,637.43)	-	(88,154.79)	-	-	-	(93,792.22)
Change in Claims Liability	(416,023.02)	(128,683.22)	39,543.38	-	-	-	(505,162.86)
Insurance Expense	101,015.00	453,750.00	163,481.50	27,753.04	25,441.00	(4,000.00)	767,440.54
State Fees	16,547.26	-	-	-	-	-	16,547.26
Risk Management	48,755.31	20,500.00	5,500.00	-	-	12,600.00	87,355.31
Total Expense	<u>273,533.26</u>	<u>447,708.42</u>	<u>271,579.67</u>	<u>27,753.04</u>	<u>37,602.42</u>	<u>8,600.00</u>	<u>1,068,123.81</u>
Net Income (Loss)	<u>714,122.30</u>	<u>37,696.37</u>	<u>(123,485.17)</u>	<u>30,413.16</u>	<u>5,458.58</u>	<u>1,738.94</u>	<u>664,597.18</u>
Change in Due to Members	<u>714,122.30</u>	<u>37,696.37</u>	<u>(123,485.17)</u>	<u>30,413.16</u>	<u>5,458.58</u>	<u>1,738.94</u>	<u>664,597.18</u>
Beginning Due to Members	<u>785,132.73</u>	<u>679,521.91</u>	<u>(132,217.85)</u>	<u>30,273.65</u>	<u>7,585.24</u>	<u>85,269.61</u>	<u>1,455,565.29</u>
Ending Due to Members	<u>\$ 1,499,255.03</u>	<u>\$ 717,218.28</u>	<u>\$ (255,703.02)</u>	<u>\$ 60,686.81</u>	<u>\$ 13,043.82</u>	<u>\$ 87,008.55</u>	<u>\$ 2,120,162.47</u>

Trindel Insurance Fund
Statement of Revenues and Expenditures By Program
From 7/1/2023 Through 6/30/2024

180 - Plumas

	<u>Workers'</u> <u>Compensation</u>	<u>Liability</u>	<u>Property</u>	<u>Pollution</u>	<u>Medical</u> <u>Malpractice</u>	<u>Leadership</u> <u>Training Fund</u>	<u>Total</u>
Revenues							
Member Contributions	\$ 744,168.91	\$ 654,588.30	\$ 490,384.06	\$ 36,815.00	\$ 61,173.29	\$ 7,000.00	\$ 1,994,129.56
Interest Income	162,934.34	19,765.70	124.24	899.26	1,108.36	1,742.53	186,574.43
Investment Income	189,311.66	21,792.89	263.73	1,055.75	1,263.67	2,071.16	215,758.86
Total Revenues	<u>1,096,414.91</u>	<u>696,146.89</u>	<u>490,772.03</u>	<u>38,770.01</u>	<u>63,545.32</u>	<u>10,813.69</u>	<u>2,396,462.85</u>
Expense							
Claims Expense	245,080.51	2,501,022.28	102,844.53	-	-	-	2,848,947.32
Claims Recovery	(50,221.84)	(2,425,103.57)	(64,178.24)	-	-	-	(2,539,503.65)
Change in Claims Liability	(381,023.95)	(153,587.03)	(124,827.25)	-	-	-	(659,438.23)
Insurance Expense	95,777.00	523,612.00	353,310.25	7,822.00	64,628.00	(4,000.00)	1,041,149.25
State Fees	27,292.51	-	-	-	-	-	27,292.51
Risk Management	65,655.09	29,500.00	7,000.00	-	-	417.18	102,572.27
Total Expense	<u>2,559.32</u>	<u>475,443.68</u>	<u>274,149.29</u>	<u>7,822.00</u>	<u>64,628.00</u>	<u>(3,582.82)</u>	<u>821,019.47</u>
Net Income (Loss)	<u>1,093,855.59</u>	<u>220,703.21</u>	<u>216,622.74</u>	<u>30,948.01</u>	<u>(1,082.68)</u>	<u>14,396.51</u>	<u>1,575,443.38</u>
Change in Due to Members	<u>1,093,855.59</u>	<u>220,703.21</u>	<u>216,622.74</u>	<u>30,948.01</u>	<u>(1,082.68)</u>	<u>14,396.51</u>	<u>1,575,443.38</u>
Beginning Due to Members	<u>2,826,262.74</u>	<u>1,145,658.09</u>	<u>(234,745.13)</u>	<u>40,050.96</u>	<u>91,532.69</u>	<u>88,663.33</u>	<u>3,957,422.68</u>
Ending Due to Members	<u>\$ 3,920,118.33</u>	<u>\$ 1,366,361.30</u>	<u>\$ (18,122.39)</u>	<u>\$ 70,998.97</u>	<u>\$ 90,450.01</u>	<u>\$ 103,059.84</u>	<u>\$ 5,532,866.06</u>

Trindel Insurance Fund
Statement of Revenues and Expenditures By Program
From 7/1/2023 Through 6/30/2024

190 - San Benito

	<u>Workers'</u> <u>Compensation</u>	<u>Liability</u>	<u>Property</u>	<u>Pollution</u>	<u>Medical</u> <u>Malpractice</u>	<u>Leadership</u> <u>Training Fund</u>	<u>Total</u>
Revenues							
Member Contributions	\$ 1,060,019.21	\$ 954,840.91	\$ 535,431.71	\$ 43,728.09	\$ 78,744.20	\$ 7,000.00	\$ 2,679,764.12
Interest Income	115,796.89	56,216.79	-	511.97	286.61	2,414.58	175,226.84
Investment Income	142,639.91	72,375.91	746.62	938.18	589.12	2,891.08	220,180.82
Total Revenues	<u>1,318,456.01</u>	<u>1,083,433.61</u>	<u>536,178.33</u>	<u>45,178.24</u>	<u>79,619.93</u>	<u>12,305.66</u>	<u>3,075,171.78</u>
Expense							
Claims Expense	792,998.42	169,795.33	6,795,234.48	-	1,100.00	-	7,759,128.23
Claims Recovery	(104,286.08)	(70,300.41)	(6,761,720.01)	-	-	-	(6,936,306.50)
Change in Claims Liability	1,919,480.73	404,399.57	(33,861.60)	-	-	-	2,290,018.70
Insurance Expense	176,970.00	785,882.22	626,470.50	14,719.10	56,306.00	(4,000.00)	1,656,347.82
State Fees	35,686.31	-	-	-	-	-	35,686.31
Risk Management	55,682.92	25,000.00	6,250.00	-	-	5,089.72	92,022.64
Total Expense	<u>2,876,532.30</u>	<u>1,314,776.71</u>	<u>632,373.37</u>	<u>14,719.10</u>	<u>57,406.00</u>	<u>1,089.72</u>	<u>4,896,897.20</u>
Net Income (Loss)	<u>(1,558,076.29)</u>	<u>(231,343.10)</u>	<u>(96,195.04)</u>	<u>30,459.14</u>	<u>22,213.93</u>	<u>11,215.94</u>	<u>(1,821,725.42)</u>
Change in Due to Members	<u>(1,558,076.29)</u>	<u>(231,343.10)</u>	<u>(96,195.04)</u>	<u>30,459.14</u>	<u>22,213.93</u>	<u>11,215.94</u>	<u>(1,821,725.42)</u>
Beginning Due to Members	<u>317,910.93</u>	<u>2,486,848.83</u>	<u>(444,620.54)</u>	<u>29,309.53</u>	<u>(1,855.12)</u>	<u>129,133.14</u>	<u>2,516,726.77</u>
Ending Due to Members	<u>\$ (1,240,165.36)</u>	<u>\$ 2,255,505.73</u>	<u>\$ (540,815.58)</u>	<u>\$ 59,768.67</u>	<u>\$ 20,358.81</u>	<u>\$ 140,349.08</u>	<u>\$ 695,001.35</u>

Trindel Insurance Fund
Statement of Revenues and Expenditures By Program
From 7/1/2023 Through 6/30/2024

200 - Sierra

	<u>Workers'</u> <u>Compensation</u>	<u>Liability</u>	<u>Property</u>	<u>Pollution</u>	<u>Medical</u> <u>Malpractice</u>	<u>Leadership</u> <u>Training Fund</u>	<u>Total</u>
Revenues							
Member Contributions	\$ 516,157.81	\$ 190,408.75	\$ 59,486.19	\$ 38,712.74	\$ 17,922.00	\$ 7,000.00	\$ 829,687.49
Interest Income	45,837.02	3,228.01	95.28	692.42	735.51	1,593.26	52,181.50
Investment Income	49,942.74	3,024.69	22.89	603.65	757.55	1,808.73	56,160.25
Total Revenues	<u>611,937.57</u>	<u>196,661.45</u>	<u>59,604.36</u>	<u>40,008.81</u>	<u>19,415.06</u>	<u>10,401.99</u>	<u>938,029.24</u>
Expense							
Claims Expense	499,859.72	5,869.15	10,429.55	-	-	-	516,158.42
Claims Recovery	(11,066.54)	-	(1,031.35)	-	-	-	(12,097.89)
Change in Claims Liability	(321,386.50)	(65,959.28)	(19,029.53)	-	-	-	(406,375.31)
Insurance Expense	35,238.00	199,349.68	63,536.25	11,441.74	5,716.00	(4,000.00)	311,281.67
State Fees	11,368.24	-	-	-	-	-	11,368.24
Risk Management	46,998.84	20,500.00	5,500.00	-	-	4,137.42	77,136.26
Total Expense	<u>261,011.76</u>	<u>159,759.55</u>	<u>59,404.92</u>	<u>11,441.74</u>	<u>5,716.00</u>	<u>137.42</u>	<u>497,471.39</u>
Net Income (Loss)	<u>350,925.81</u>	<u>36,901.90</u>	<u>199.44</u>	<u>28,567.07</u>	<u>13,699.06</u>	<u>10,264.57</u>	<u>440,557.85</u>
Change in Due to Members	<u>350,925.81</u>	<u>36,901.90</u>	<u>199.44</u>	<u>28,567.07</u>	<u>13,699.06</u>	<u>10,264.57</u>	<u>440,557.85</u>
Beginning Due to Members	<u>595,719.06</u>	<u>225,736.48</u>	<u>(29,987.10)</u>	<u>33,005.06</u>	<u>34,861.12</u>	<u>82,315.90</u>	<u>941,650.52</u>
Ending Due to Members	<u>\$ 946,644.87</u>	<u>\$ 262,638.38</u>	<u>\$ (29,787.66)</u>	<u>\$ 61,572.13</u>	<u>\$ 48,560.18</u>	<u>\$ 92,580.47</u>	<u>\$ 1,382,208.37</u>

Trindel Insurance Fund
Statement of Revenues and Expenditures By Program
From 7/1/2023 Through 6/30/2024

205 - Sutter

	<u>Workers'</u> <u>Compensation</u>	<u>Liability</u>	<u>Property</u>	<u>Pollution</u>	<u>Medical</u> <u>Malpractice</u>	<u>Leadership</u> <u>Training Fund</u>	<u>Total</u>
Revenues							
Member Contributions	\$ 1,840,382.02	\$ 2,064,216.27	\$ 255,080.93	\$ 41,987.19	\$ 685,198.49	\$ 7,000.00	\$ 4,893,864.90
Interest Income	181,918.53	25,664.46	-	479.28	20.29	700.71	208,783.27
Investment Income	212,137.44	30,794.04	-	588.28	56.46	790.78	244,367.00
Total Revenues	<u>2,234,437.99</u>	<u>2,120,674.77</u>	<u>255,080.93</u>	<u>43,054.75</u>	<u>685,275.24</u>	<u>8,491.49</u>	<u>5,347,015.17</u>
Expense							
Claims Expense	784,241.49	638,556.35	163,406.26	-	-	-	1,586,204.10
Claims Recovery	(91,645.02)	(97,448.20)	(121,484.69)	-	-	-	(310,577.91)
Change in Claims Liability	(854,128.70)	(24,652.60)	79,408.69	-	-	-	(799,372.61)
Insurance Expense	251,972.00	1,450,733.00	270,521.00	10,430.00	522,849.00	(3,000.00)	2,503,505.00
State Fees	23,899.52	-	-	-	-	-	23,899.52
Risk Management	46,359.41	20,500.00	5,500.00	-	-	6,228.76	78,588.17
General & Administrative	-	-	-	-	-	2,143.38	2,143.38
Total Expense	<u>160,698.70</u>	<u>1,987,688.55</u>	<u>397,351.26</u>	<u>10,430.00</u>	<u>522,849.00</u>	<u>5,372.14</u>	<u>3,084,389.65</u>
Net Income (Loss)	<u>2,073,739.29</u>	<u>132,986.22</u>	<u>(142,270.33)</u>	<u>32,624.75</u>	<u>162,426.24</u>	<u>3,119.35</u>	<u>2,262,625.52</u>
Change in Due to Members	<u>2,073,739.29</u>	<u>132,986.22</u>	<u>(142,270.33)</u>	<u>32,624.75</u>	<u>162,426.24</u>	<u>3,119.35</u>	<u>2,262,625.52</u>
Beginning Due to Members	<u>3,247,754.77</u>	<u>230,220.08</u>	<u>(260,014.50)</u>	<u>18,448.00</u>	<u>(224,794.53)</u>	<u>38,272.40</u>	<u>3,049,886.22</u>
Ending Due to Members	<u>\$ 5,321,494.06</u>	<u>\$ 363,206.30</u>	<u>\$ (402,284.83)</u>	<u>\$ 51,072.75</u>	<u>\$ (62,368.29)</u>	<u>\$ 41,391.75</u>	<u>\$ 5,312,511.74</u>

Trindel Insurance Fund
Statement of Revenues and Expenditures By Program
From 7/1/2023 Through 6/30/2024

207 - Tehama

	Workers' Compensation	Liability	Property	Pollution	Medical Malpractice	Leadership Training Fund	Total
Revenues							
Member Contributions	\$ 2,858,365.00	\$ 1,688,201.95	\$ 250,133.12	\$ 36,815.00	\$ 139,130.01	\$ 7,000.00	\$ 4,979,645.08
Interest Income	50,503.26	11,439.91	54.05	826.99	-	1,351.92	64,176.13
Investment Income	68,480.18	17,746.38	116.12	1,084.86	-	1,637.01	89,064.55
Total Revenues	<u>2,977,348.44</u>	<u>1,717,388.24</u>	<u>250,303.29</u>	<u>38,726.85</u>	<u>139,130.01</u>	<u>9,988.93</u>	<u>5,132,885.76</u>
Expense							
Claims Expense	277,946.40	83,972.87	47,337.33	-	-	-	409,256.60
Claims Recovery	(3,408.61)	(58,398.59)	(27,896.43)	-	-	-	(89,703.63)
Change in Claims Liability	1,978,834.33	(347,312.35)	99,528.67	-	-	-	1,731,050.65
Insurance Expense	171,520.00	1,247,067.00	198,468.00	7,822.00	131,249.00	(4,000.00)	1,752,126.00
State Fees	1,127.16	-	-	-	-	-	1,127.16
Risk Management	49,710.99	20,500.00	5,500.00	-	-	683.98	76,394.97
Total Expense	<u>2,475,730.27</u>	<u>945,828.93</u>	<u>322,937.57</u>	<u>7,822.00</u>	<u>131,249.00</u>	<u>(3,316.02)</u>	<u>3,880,251.75</u>
Net Income (Loss)	<u>501,618.17</u>	<u>771,559.31</u>	<u>(72,634.28)</u>	<u>30,904.85</u>	<u>7,881.01</u>	<u>13,304.95</u>	<u>1,252,634.01</u>
Change in Due to Members	<u>501,618.17</u>	<u>771,559.31</u>	<u>(72,634.28)</u>	<u>30,904.85</u>	<u>7,881.01</u>	<u>13,304.95</u>	<u>1,252,634.01</u>
Beginning Due to Members	<u>1,399,261.42</u>	<u>(84,236.08)</u>	<u>(93,165.75)</u>	<u>38,313.69</u>	<u>(28,452.48)</u>	<u>68,199.11</u>	<u>1,299,919.91</u>
Ending Due to Members	<u>\$ 1,900,879.59</u>	<u>\$ 687,323.23</u>	<u>\$ (165,800.03)</u>	<u>\$ 69,218.54</u>	<u>\$ (20,571.47)</u>	<u>\$ 81,504.06</u>	<u>\$ 2,552,553.92</u>

Trindel Insurance Fund
Statement of Revenues and Expenditures By Program
From 7/1/2023 Through 6/30/2024

210 - Trinity

	<u>Workers'</u> <u>Compensation</u>	<u>Liability</u>	<u>Property</u>	<u>Pollution</u>	<u>Medical</u> <u>Malpractice</u>	<u>Leadership</u> <u>Training Fund</u>	<u>Total</u>
Revenues							
Member Contributions	\$ 616,134.53	\$ 1,009,224.24	\$ 127,162.35	\$ 41,145.68	\$ 36,817.70	\$ 7,000.00	\$ 1,837,484.50
Interest Income	55,245.53	1,956.66	167.35	651.04	216.66	1,183.37	59,420.61
Investment Income	61,855.61	1,804.89	28.66	584.35	118.95	1,372.26	65,764.72
Total Revenues	<u>733,235.67</u>	<u>1,012,985.79</u>	<u>127,358.36</u>	<u>42,381.07</u>	<u>37,153.31</u>	<u>9,555.63</u>	<u>1,962,669.83</u>
Expense							
Claims Expense	645,336.52	315,402.82	173,063.90	-	-	-	1,133,803.24
Claims Recovery	(12.94)	(37,744.78)	(104,654.54)	-	-	-	(142,412.26)
Change in Claims Liability	712,587.89	871,352.29	8,808.72	-	-	-	1,592,748.90
Insurance Expense	77,402.00	574,990.06	121,610.75	7,822.00	43,243.00	(4,000.00)	821,067.81
State Fees	12,179.91	-	-	-	-	-	12,179.91
Risk Management	50,638.53	20,500.00	5,500.00	-	-	5,008.76	81,647.29
General & Administrative	-	-	-	-	-	7,182.44	7,182.44
Total Expense	<u>1,498,131.91</u>	<u>1,744,500.39</u>	<u>204,328.83</u>	<u>7,822.00</u>	<u>43,243.00</u>	<u>8,191.20</u>	<u>3,506,217.33</u>
Net Income (Loss)	<u>(764,896.24)</u>	<u>(731,514.60)</u>	<u>(76,970.47)</u>	<u>34,559.07</u>	<u>(6,089.69)</u>	<u>1,364.43</u>	<u>(1,543,547.50)</u>
Change in Due to Members	<u>(764,896.24)</u>	<u>(731,514.60)</u>	<u>(76,970.47)</u>	<u>34,559.07</u>	<u>(6,089.69)</u>	<u>1,364.43</u>	<u>(1,543,547.50)</u>
Beginning Due to Members	<u>54,095.43</u>	<u>(699,261.21)</u>	<u>(51,526.38)</u>	<u>28,104.95</u>	<u>31,615.73</u>	<u>63,934.08</u>	<u>(573,037.40)</u>
Ending Due to Members	<u>\$ (710,800.81)</u>	<u>\$ (1,430,775.81)</u>	<u>\$ (128,496.85)</u>	<u>\$ 62,664.02</u>	<u>\$ 25,526.04</u>	<u>\$ 65,298.51</u>	<u>\$ (2,116,584.90)</u>

Trindel Insurance Fund
Statement of Net Position By Member
As of 6/30/2024

120 - Alpine

	Workers' Compensation	Liability	Property	Pollution	Medical Malpractice	Cyber Liability	Leadership Training Fund	Total
Assets								
Cash	\$ (54,656.38)	\$ 33,886.43	\$ (86,770.28)	\$ 8,603.25	\$ 4,911.28	\$ -	\$ 13,850.42	\$ (80,175.28)
LAIF	357.61	199.13	332.51	43.24	44.12	-	646.80	1,623.41
CAMP	658,082.85	440,541.78	260,706.25	50,794.22	30,498.95	-	2,573.58	1,443,197.63
Accounts Receivable	0.02	0.01	0.01	-	-	-	-	0.04
Investments	1,240,077.23	482,813.19	1,672.67	1,492.45	869.41	-	107,166.19	1,834,091.14
Total Assets	1,843,861.33	957,440.54	175,941.16	60,933.16	36,323.76	-	124,236.99	3,198,736.94
Liabilities								
Accounts Payable	-	-	28,295.75	-	-	-	770.31	29,066.06
Claims Liabilities	1,690,189.69	160,359.03	87,199.27	-	169.74	-	-	1,937,917.73
Total Liabilities	1,690,189.69	160,359.03	115,495.02	-	169.74	-	770.31	1,966,983.79
Net Position (Due to Members)	\$ 153,671.64	\$ 797,081.51	\$ 60,446.14	\$ 60,933.16	\$ 36,154.02	\$ -	\$ 123,466.68	\$ 1,231,753.15

Trindel Insurance Fund
Statement of Net Position By Member
As of 6/30/2024

130 - Colusa

	Workers' Compensation	Liability	Property	Pollution	Medical Malpractice	Cyber Liability	Leadership Training Fund	Total
Assets								
Cash	\$ 29,616.74	\$ 15,561.70	\$ 4,375.94	\$ 5,320.86	\$ 3,626.76	\$ -	\$ 55,289.66	\$ 113,791.66
LAIF	2,238.59	281.85	(9.30)	28.80	(16.72)	-	808.58	3,331.80
CAMP	352,888.25	167,502.90	60,581.76	55,778.34	80,789.04	-	3,330.81	720,871.10
Accounts Receivable	491.00	0.16	0.04	0.01	0.03	-	-	491.24
Prepaid Expenses	-	-	-	10,787.00	-	-	-	10,787.00
Investments	2,546,836.42	884,552.99	10,043.13	1,728.28	1,742.95	-	109,376.01	3,554,279.78
Total Assets	2,932,071.00	1,067,899.60	74,991.57	73,643.29	86,142.06	-	168,805.06	4,403,552.58
Liabilities								
Accounts Payable	-	-	39,722.50	-	-	-	775.21	40,497.71
Claims Liabilities	1,125,336.59	497,323.40	34,987.35	-	29,006.91	-	-	1,686,654.25
Total Liabilities	1,125,336.59	497,323.40	74,709.85	-	29,006.91	-	775.21	1,727,151.96
Net Position (Due to Members)	\$ 1,806,734.41	\$ 570,576.20	\$ 281.72	\$ 73,643.29	\$ 57,135.15	\$ -	\$ 168,029.85	\$ 2,676,400.62

Trindel Insurance Fund
Statement of Net Position By Member
As of 6/30/2024

140 - Del Norte

	Workers' Compensation	Liability	Property	Pollution	Medical Malpractice	Cyber Liability	Leadership Training Fund	Total
Assets								
Cash	\$ 93,721.84	\$ 87,514.27	\$ 9,594.61	\$ 9,552.44	\$ 9,864.86	\$ -	\$ 134,505.01	\$ 344,753.03
LAIF	4,737.85	6,087.19	(330.24)	297.22	240.83	-	608.89	11,641.74
CAMP	2,730,264.75	839,609.33	80,763.90	152,777.81	27,068.88	-	2,749.57	3,833,234.24
Accounts Receivable	(6,735.30)	(6,359.66)	(4,549.67)	(383.67)	(768.15)	-	(72.95)	(18,869.40)
Investments	3,120,568.44	868,458.36	1,573.21	2,938.88	102,852.06	-	6,904.30	4,103,295.25
Total Assets	5,942,557.58	1,795,309.49	87,051.81	165,182.68	139,258.48	-	144,694.82	8,274,054.86
Liabilities								
Accounts Payable	620.00	-	127,897.25	-	-	-	2,000.00	130,517.25
Claims Liabilities	3,385,906.77	560,726.34	251,983.63	-	3,790.17	-	-	4,202,406.91
Total Liabilities	3,386,526.77	560,726.34	379,880.88	-	3,790.17	-	2,000.00	4,332,924.16
Net Position (Due to Members)	\$ 2,556,030.81	\$ 1,234,583.15	\$ (292,829.07)	\$ 165,182.68	\$ 135,468.31	\$ -	\$ 142,694.82	\$ 3,941,130.70

Trindel Insurance Fund
Statement of Net Position By Member
As of 6/30/2024

150 - Lassen

	Workers' Compensation	Liability	Property	Pollution	Medical Malpractice	Cyber Liability	Leadership Training Fund	Total
Assets								
Cash	\$ 52,152.89	\$ 28,701.42	\$ 5,665.16	\$ 7,666.18	\$ 61,260.22	\$ -	\$ 98,382.67	\$ 253,828.54
LAIF	7,635.75	4,987.67	363.52	312.86	1,124.54	-	483.38	14,907.72
CAMP	3,339,397.87	376,569.94	165,938.35	154,833.36	874.05	-	2,007.43	4,039,621.00
Accounts Receivable	15,776.06	0.23	0.02	-	-	-	-	15,776.31
Investments	3,554,040.32	1,159,178.59	642.75	2,953.53	(478.84)	-	5,613.44	4,721,949.79
Total Assets	6,969,002.89	1,569,437.85	172,609.80	165,765.93	62,779.97	-	106,486.92	9,046,083.36
Liabilities								
Accounts Payable	270.00	-	59,727.50	-	-	-	-	59,997.50
Claims Liabilities	4,572,251.78	441,510.69	78,328.88	-	3,479.67	-	-	5,095,571.02
Total Liabilities	4,572,521.78	441,510.69	138,056.38	-	3,479.67	-	-	5,155,568.52
Net Position (Due to Members)	\$ 2,396,481.11	\$ 1,127,927.16	\$ 34,553.42	\$ 165,765.93	\$ 59,300.30	\$ -	\$ 106,486.92	\$ 3,890,514.84

Trindel Insurance Fund
Statement of Net Position By Member
As of 6/30/2024

160 - Modoc

	Workers' Compensation	Liability	Property	Pollution	Medical Malpractice	Cyber Liability	Leadership Training Fund	Total
Assets								
Cash	\$ 77,559.86	\$ (31,875.44)	\$ 6,243.47	\$ 2,635.41	\$ (11,849.09)	\$ -	\$ 34,258.99	\$ 76,973.20
LAIIF	3,601.67	3,818.94	(4.21)	(46.20)	(159.38)	-	579.51	7,790.33
CAMP	620,862.70	684,249.92	110,813.82	60,647.05	100,471.25	-	2,711.08	1,579,755.82
Accounts Receivable	8,879.98	(0.10)	(0.05)	(0.01)	(0.04)	-	-	8,879.78
Prepaid Expenses	-	-	-	16,009.96	-	-	-	16,009.96
Investments	3,189,755.12	728,057.14	611.05	757.88	1,718.50	-	106,905.28	4,027,804.97
Total Assets	3,900,659.33	1,384,250.46	117,664.08	80,004.09	90,181.24	-	144,454.86	5,717,214.06
Liabilities								
Accounts Payable	-	-	45,682.00	-	-	-	-	45,682.00
Claims Liabilities	1,329,010.71	264,543.55	50,011.40	-	28,307.25	-	-	1,671,872.91
Total Liabilities	1,329,010.71	264,543.55	95,693.40	-	28,307.25	-	-	1,717,554.91
Net Position (Due to Members)	\$ 2,571,648.62	\$ 1,119,706.91	\$ 21,970.68	\$ 80,004.09	\$ 61,873.99	\$ -	\$ 144,454.86	\$ 3,999,659.15

Trindel Insurance Fund
Statement of Net Position By Member
As of 6/30/2024

170 - Mono

	Workers' Compensation	Liability	Property	Pollution	Medical Malpractice	Cyber Liability	Leadership Training Fund	Total
Assets								
Cash	\$ (27,207.33)	\$ (153,936.44)	\$ (75,976.85)	\$ (6,565.19)	\$ 22,823.08	\$ (1,347.00)	\$ 82,429.33	\$ (159,780.40)
LAIIF	5,673.65	5,678.15	(287.72)	(181.71)	114.59	-	360.30	11,357.26
CAMP	2,207,275.55	157,207.15	(33.01)	50,224.82	20,537.96	-	1,695.16	2,436,907.63
Accounts Receivable	3,980.46	0.08	0.03	0.01	0.01	-	-	3,980.59
Prepaid Expenses	-	-	-	18,270.12	-	-	-	18,270.12
Investments	3,506,307.89	993,314.46	859.43	(1,061.24)	1,562.10	-	4,023.76	4,505,006.40
Total Assets	5,696,030.22	1,002,263.40	(75,438.12)	60,686.81	45,037.74	(1,347.00)	88,508.55	6,815,741.60
Liabilities								
Accounts Payable	-	(6,172.50)	56,255.50	-	-	6,172.50	1,500.00	57,755.50
Claims Liabilities	4,196,775.19	285,045.12	124,009.40	-	31,993.92	-	-	4,637,823.63
Total Liabilities	4,196,775.19	278,872.62	180,264.90	-	31,993.92	6,172.50	1,500.00	4,695,579.13
Net Position (Due to Members)	\$ 1,499,255.03	\$ 723,390.78	\$ (255,703.02)	\$ 60,686.81	\$ 13,043.82	\$ (7,519.50)	\$ 87,008.55	\$ 2,120,162.47

Trindel Insurance Fund
Statement of Net Position By Member
As of 6/30/2024

180 - Plumas

	Workers' Compensation	Liability	Property	Pollution	Medical Malpractice	Cyber Liability	Leadership Training Fund	Total
Assets								
Cash	\$ 81,356.63	\$ 33,999.35	\$ (49,746.43)	\$ 7,809.87	\$ 15,927.81	\$ -	\$ 96,306.39	\$ 185,653.62
LAIF	8,806.31	3,120.20	(543.00)	78.56	1,060.16	-	383.67	12,905.90
CAMP	3,428,777.12	687,329.34	(122.17)	60,945.21	76,284.97	-	1,897.11	4,255,111.58
Accounts Receivable	44,177.45	224,745.54	167,262.28	-	-	-	-	436,185.27
Investments	5,940,504.46	495,144.53	82,482.53	2,165.33	(523.16)	-	4,472.67	6,524,246.36
Total Assets	9,503,621.97	1,444,338.96	199,333.21	70,998.97	92,749.78	-	103,059.84	11,414,102.73
Liabilities								
Accounts Payable	-	-	101,702.50	-	-	-	-	101,702.50
Claims Liabilities	5,583,503.64	77,977.66	115,753.10	-	2,299.77	-	-	5,779,534.17
Total Liabilities	5,583,503.64	77,977.66	217,455.60	-	2,299.77	-	-	5,881,236.67
Net Position (Due to Members)	\$ 3,920,118.33	\$ 1,366,361.30	\$ (18,122.39)	\$ 70,998.97	\$ 90,450.01	\$ -	\$ 103,059.84	\$ 5,532,866.06

Trindel Insurance Fund
Statement of Net Position By Member
As of 6/30/2024

190 - San Benito

	Workers' Compensation	Liability	Property	Pollution	Medical Malpractice	Cyber Liability	Leadership Training Fund	Total
Assets								
Cash	\$ 32,441.88	\$ 1,909.08	\$ (261,845.30)	\$ 6,882.23	\$ 3,993.90	\$ -	\$ 30,556.68	\$ (186,061.53)
LAIIF	5,278.40	1,539.90	(836.74)	(40.82)	(30.52)	-	570.14	6,480.36
CAMP	2,177,679.65	702,988.03	(317.57)	45,518.59	45,346.09	-	2,646.25	2,973,861.04
Accounts Receivable	44,662.48	70,300.30	(0.06)	-	(0.01)	-	-	114,962.71
Prepaid Expenses	-	-	-	6,322.35	-	-	-	6,322.35
Investments	4,556,314.35	2,860,545.01	906.60	1,086.32	1,229.95	-	106,576.01	7,526,658.24
Total Assets	6,816,376.76	3,637,282.32	(262,093.07)	59,768.67	50,539.41	-	140,349.08	10,442,223.17
Liabilities								
Accounts Payable	95.00	-	191,647.50	-	-	-	-	191,742.50
Claims Liabilities	8,056,447.12	1,381,776.59	87,075.01	-	30,180.60	-	-	9,555,479.32
Total Liabilities	8,056,542.12	1,381,776.59	278,722.51	-	30,180.60	-	-	9,747,221.82
Net Position (Due to Members)	\$ (1,240,165.36)	\$ 2,255,505.73	\$ (540,815.58)	\$ 59,768.67	\$ 20,358.81	\$ -	\$ 140,349.08	\$ 695,001.35

Trindel Insurance Fund
Statement of Net Position By Member
As of 6/30/2024

200 - Sierra

	Workers' Compensation	Liability	Property	Pollution	Medical Malpractice	Cyber Liability	Leadership Training Fund	Total
Assets								
Cash	\$ (54,705.92)	\$ (382,116.13)	\$ 5,807.43	\$ 3,444.86	\$ 21,017.56	\$ -	\$ 86,507.53	\$ (320,044.67)
LAIIF	3,339.89	1,475.16	109.33	(0.81)	117.38	-	364.20	5,405.15
CAMP	412,553.53	62,987.46	154.51	50,705.66	25,793.36	-	1,749.87	553,944.39
Accounts Receivable	4,825.59	(0.05)	(0.01)	(0.01)	-	-	-	4,825.52
Prepaid Expenses	-	-	-	6,409.10	-	-	-	6,409.10
Investments	2,260,215.62	587,738.92	(52.24)	1,013.33	1,749.87	-	3,958.87	2,854,624.37
Total Assets	2,626,228.71	270,085.36	6,019.02	61,572.13	48,678.17	-	92,580.47	3,105,163.86
Liabilities								
Accounts Payable	-	-	19,503.00	-	-	-	-	19,503.00
Claims Liabilities	1,679,583.84	7,446.98	16,303.68	-	117.99	-	-	1,703,452.49
Total Liabilities	1,679,583.84	7,446.98	35,806.68	-	117.99	-	-	1,722,955.49
Net Position (Due to Members)	\$ 946,644.87	\$ 262,638.38	\$ (29,787.66)	\$ 61,572.13	\$ 48,560.18	\$ -	\$ 92,580.47	\$ 1,382,208.37

Trindel Insurance Fund
Statement of Net Position By Member
As of 6/30/2024

205 - Sutter

	Workers' Compensation	Liability	Property	Pollution	Medical Malpractice	Cyber Liability	Leadership Training Fund	Total
Assets								
Cash	\$ (32,397.59)	\$ 149,355.72	\$ (158,660.34)	\$ 49,541.85	\$ 10,902.18	\$ -	\$ 32,678.06	\$ 51,419.88
LAIF	2,359.94	3,179.06	(609.28)	(30.71)	(1,507.76)	-	401.40	3,792.65
CAMP	4,147,847.50	323,939.59	(159.17)	502.20	(237.51)	-	775.04	4,472,667.65
Accounts Receivable	14,781.96	97,448.08	(0.01)	-	(0.04)	-	-	112,229.99
Investments	6,833,087.67	1,658,811.12	9,057.09	1,059.41	(3,329.01)	-	7,537.25	8,506,223.53
Total Assets	10,965,679.48	2,232,733.57	(150,371.71)	51,072.75	5,827.86	-	41,391.75	13,146,333.70
Liabilities								
Accounts Payable	-	-	83,116.25	-	-	-	-	83,116.25
Claims Liabilities	5,644,185.42	1,869,527.27	168,796.87	-	68,196.15	-	-	7,750,705.71
Total Liabilities	5,644,185.42	1,869,527.27	251,913.12	-	68,196.15	-	-	7,833,821.96
Net Position (Due to Members)	\$ 5,321,494.06	\$ 363,206.30	\$ (402,284.83)	\$ 51,072.75	\$ (62,368.29)	\$ -	\$ 41,391.75	\$ 5,312,511.74

Trindel Insurance Fund
Statement of Net Position By Member
As of 6/30/2024

207 - Tehama

	Workers' Compensation	Liability	Property	Pollution	Medical Malpractice	Cyber Liability	Leadership Training Fund	Total
Assets								
Cash	\$ 102,730.54	\$ 1,097,660.76	\$ 30,526.40	\$ 67,274.13	\$ (12,294.40)	\$ -	\$ 78,109.21	\$ 1,364,006.64
LAIF	1,209.65	1,214.10	(175.04)	11.56	(152.74)	-	68.89	2,176.42
CAMP	2,881,515.62	90,603.49	37.39	884.95	(38.23)	-	1,474.86	2,974,478.08
Accounts Receivable	0.22	58,398.72	0.02	-	0.01	-	-	58,398.97
Investments	1,473,945.06	374,456.83	(1,159.51)	1,047.90	(1,132.98)	-	1,851.10	1,849,008.40
Total Assets	4,459,401.09	1,622,333.90	29,229.26	69,218.54	(13,618.34)	-	81,504.06	6,248,068.51
Liabilities								
Accounts Payable	-	-	60,475.50	-	-	-	-	60,475.50
Claims Liabilities	2,558,521.50	935,010.67	134,553.79	-	6,953.13	-	-	3,635,039.09
Total Liabilities	2,558,521.50	935,010.67	195,029.29	-	6,953.13	-	-	3,695,514.59
Net Position (Due to Members)	\$ 1,900,879.59	\$ 687,323.23	\$ (165,800.03)	\$ 69,218.54	\$ (20,571.47)	\$ -	\$ 81,504.06	\$ 2,552,553.92

Trindel Insurance Fund
Statement of Net Position By Member
As of 6/30/2024

210 - Trinity

	Workers' Compensation	Liability	Property	Pollution	Medical Malpractice	Cyber Liability	Leadership Training Fund	Total
Assets								
Cash	\$ (67,214.89)	\$ 64,151.84	\$ (94,485.72)	\$ 57,303.85	\$ 26,359.63	\$ -	\$ 60,542.53	\$ 46,657.24
LAIIF	613.44	1,354.17	104.37	12.58	84.44	-	289.07	2,458.07
CAMP	934,345.88	91,937.30	100,320.12	697.89	315.46	-	1,312.32	1,128,928.97
Accounts Receivable	0.01	0.01	-	-	-	-	-	0.02
Prepaid Expenses	-	-	-	3,445.00	-	-	-	3,445.00
Investments	2,306,373.33	225,005.38	(288.55)	1,204.70	1,271.21	-	3,319.39	2,536,885.46
Total Assets	3,174,117.77	382,448.70	5,650.22	62,664.02	28,030.74	-	65,463.31	3,718,374.76
Liabilities								
Accounts Payable	240.00	-	37,211.75	-	-	-	164.80	37,616.55
Claims Liabilities	3,884,678.58	1,813,224.51	96,935.32	-	2,504.70	-	-	5,797,343.11
Total Liabilities	3,884,918.58	1,813,224.51	134,147.07	-	2,504.70	-	164.80	5,834,959.66
Net Position (Due to Members)	\$ (710,800.81)	\$ (1,430,775.81)	\$ (128,496.85)	\$ 62,664.02	\$ 25,526.04	\$ -	\$ 65,298.51	\$ (2,116,584.90)



TRINDEL BOARD MEETING
October 2024

GENERAL BUSINESS
AGENDA ITEM 20.

SUBJECT: Additional Time Off Policy.

STRATEGIC PLAN OBJECTIVE: N/A

ACTION FOR CONSIDERATION: Discuss and provide direction as appropriate.

BACKGROUND:

Frequently Trindel has employees who are called for jury duty, and are released after spending an hour or two for jury selection at the Courthouse. The additional time off policy addresses jury and witness leave but the way the policy is written requires the employees to use paid leave accruals for their time at jury selection when they are not selected for jury service.

I am proposing a revision to the policy that would make the employees time compensable by Trindel for their attendance during the jury selection process.

FISCAL IMPACT:

RECOMMENDATION:

Staff's recommendation is to approve policy, and for the Board to make any other revisions they deem appropriate.

Additional Time Off

As further stated below, as an employee of Trindel Insurance Fund (hereafter referred to as the “Fund”), you may be entitled to time off for a variety of other reasons. Unless otherwise stated below or required by law, the following conditions apply:

- You must use accrued paid time off for any absence, before taking the remainder of the leave unpaid.
- You do not earn any additional time off during unpaid leave.
- You are not eligible for Trindel paid holidays during unpaid leave.
- You must provide your supervisor or the Executive Director reasonable advanced notice of your need to take time off.
- All time off in the policy is not compensable.

For additional questions about any of these leave policies, please see your supervisor.

Time Off for Rehabilitation

We will reasonably accommodate you if you wish to voluntarily participate in an alcohol or drug rehabilitation program. This accommodation may include an adjusted work schedule or time off, provided the accommodation does not impose an undue hardship on Trindel Insurance Fund. The Fund will attempt to keep your participation in a rehabilitation program private.

Time Off for Literacy Assistance

We will reasonably accommodate you if you wish to participate in an adult literacy assistance program, which may include an adjusted work schedule or time off, provided the accommodation does not impose an undue hardship on the Fund. The Fund will attempt to keep your participation in such a program private.

Bereavement Leave

If you lose a member of your immediate family, you will be granted up to five days off annually paid time off to attend to related obligations and commitments. “Immediate family” under this policy means your spouse, registered domestic partner, child, child of your registered domestic partner, parent, sister, brother, grandparent, mother-in-law, father-in-law, stepparent, stepchild, grandchild and other person who is part of your household. The Fund may require verification of death.

Jury and Witness Leave

You may take time off if called for jury duty. If called for jury duty, employees’ attendance during the jury selection process is considered compensable by the fund, and employees will not be required to use accrued paid time off. Please present your jury summons to your supervisor as soon as you receive it. If the Fund believes your absence due to jury duty will negatively impact operations, we may request you

seek a postponement of your jury service. You are expected to report for work if you are not needed on the jury during regular work hours. If selected for jury duty, the daily amount paid by the court will be deducted from the employees regular pay for those days served on the jury.

You may also take time off if you are required by law to appear in court as a witness.

Military Leave

If you are called to active duty in the U.S. Armed Forces, Reserves, or California National Guard, you may take military leave. Please present your supervisor with a copy of your service papers as soon as you receive them. The time off will be unpaid unless otherwise required by law. However, you may use any accrued, unused paid time off for this purpose. During your leave, your length of service accumulates, and your benefits will continue as required by law.

If you are required to attend yearly Reserves or National Guard duty, you may apply for a temporary military leave of absence not to exceed 17 days (including travel). This time off will be unpaid unless otherwise required by law. You may use any accrued, unused paid time off for this purpose.

Leave for Spouses of Active Military Personnel

If you work a minimum of 20 hours per week, you may take up to 10 days of unpaid time off to spend time with your spouse or registered domestic partner who is a qualified member of the Armed Forces, National Guard, or Reserves, and who is granted leave from deployment during a period of military conflict. You must request time off under this policy within two (2) days of receiving notice your spouse or registered domestic partner will be on leave.

Time Off for Voting and Election Officials

If you do not have sufficient time outside of working hours to vote in a statewide election, the Fund will grant you up to two (2) hours of paid time off to vote. The time off must be taken at the beginning or end of the regular work schedule, whichever allows the most free time for voting and the least time off from work. Please notify your supervisor or the Executive Director of your need for time off under this policy at least two (2) working days prior to Election Day.

If you serve as an election official on Election Day, you will be granted unpaid time off for this purpose.

Time Off for School-Related Activities or Suspension

If you are a parent, guardian, or grandparent with custody of school children from kindergarten through Grade 12, or who attend licensed child daycare facilities, you may take time off (up to a maximum of eight (8) hours in one (1) calendar month and 40 hours in one (1) calendar year) to participate in school or day care activities. We may require proof of your participation in the activities covered by this policy.

If you are a parent or guardian of a child suspended from school, you may also take time off to attend a portion of the school day in your child's classroom at the request of the school.

Time Off and Reasonable Accommodation for Victims of Domestic Violence, Sexual Assault, or Stalking

If you are a victim of domestic violence, sexual assault, or stalking, you may take time off work to obtain help from a court, seek medical attention, obtain services from an appropriate shelter, program, or crisis center, obtain psychological counseling, or participate in safety planning, such as permanent or temporary relocation. The Fund will also provide reasonable accommodations for ensuring your safety while at work, unless doing so would create an undue hardship for the Fund. Such accommodation may include a transfer, reassignment, modified schedule, changed work telephone, installed lock, implemented safety procedure, or other adjustment to a job structure, workplace facility, or work requirement. Where possible, please provide your supervisor or the Executive Director reasonable notice of your need to take time off under this policy and/or your need for an accommodation. We may require proof of your participation in the activities covered by this policy and/or certification regarding your need for the accommodation.

Leave under this policy does not extend the maximum time off available under the Fund's "Family and Medical Leave" policy.

Time Off for Crime Victims

If you or an immediate family member has been the victim of certain crimes defined by law, including serious or violent felonies or felonies relating to theft or embezzlement, you may take time off work to attend judicial proceedings related to the crime or to appear in court at any proceeding in which a right of the victim is at issue. "Immediate family" under this policy means your spouse, registered domestic partner, child, child of a registered domestic partner, parent, sister, brother, grandparent, mother-in-law, father-in-law, stepparent, stepchild, and any other person who is part of your household. You may be required to provide appropriate documentation from the court.

Time Off for Emergency Duty Personnel

If you work as a volunteer firefighter, reserve peace officer, or emergency rescue personnel, you may take time off work to perform emergency duties. You may also take up to 14 days of leave per calendar year to attend required training.

If you are a volunteer member of the California Wing of the Civil Air Patrol, you may take up to 10 days of leave per year to respond to an emergency operation or mission. Where possible, please provide your supervisor or the Executive Director appropriate notice of your need to take time off under this policy.

Time Off for Bone Marrow or Organ Donation

If you donate bone marrow, you may take up to five (5) days off for this purpose. You will be required to use any accrued paid time off available to you, up to a maximum of five (5) days. If you do not have available sufficient paid time off for the five days' (5) maximum leave, the time will be paid at your base rate of pay.

If you donate an organ, you may take up to 30 days off for this purpose. You will be required to use any accrued paid time off available to you, up to a maximum of two (2) weeks. Any additional time off will be paid at your base rate of pay.

You must provide written verification that shows that you are a bone marrow or organ donor and there is a medical necessity for the donation.



TRINDEL BOARD MEETING

October 2024

GENERAL BUSINESS

AGENDA ITEM 21.

SUBJECT: Future meetings.

STRATEGIC PLAN OBJECTIVE: N/A

ACTION FOR CONSIDERATION: Discuss and provide direction as appropriate.

BACKGROUND:

The Board needs to select a date and place for the February Board of Directors meeting. The Board has the option to conduct a virtual meeting via zoom, conduct a hybrid meeting, or an in-person meeting.

Given the meeting will be in the winter, preference should be given to locations with a more temperate climate. Sacramento, Sutter, or San Benito would be options; we had our last February meeting in Colusa, and the one before in San Benito. A good option could be at RCRC in Sacramento where we would have hybrid capabilities.

The Board also can select a date and location for the June Board meeting. We have not had a Board meeting in Trinity County since 2019, and it would be a good opportunity for the Board to visit the Trindel office while they are in town.

FISCAL IMPACT: N/A

RECOMMENDATION: N/A



TRINDEL BOARD MEETING
October 2024

GENERAL BUSINESS
AGENDA ITEM 22.

SUBJECT: Closed Session

STRATEGIC PLAN OBJECTIVE: N/A

ACTION FOR CONSIDERATION: Discuss and provide direction as appropriate.

BACKGROUND:

FISCAL IMPACT: N/A

RECOMMENDATION: N/A



TRINDEL BOARD MEETING

October 2024

GENERAL BUSINESS

AGENDA ITEM 23.

SUBJECT: Report out of Closed Session

STRATEGIC PLAN OBJECTIVE: N/A

ACTION FOR CONSIDERATION: Discuss and provide direction as appropriate.

BACKGROUND:

FISCAL IMPACT: N/A

RECOMMENDATION: N/A



TRINDEL BOARD MEETING
October 2024

GENERAL BUSINESS
AGENDA ITEM 24.

SUBJECT: Adjournment

STRATEGIC PLAN OBJECTIVE: N/A

ACTION FOR CONSIDERATION: Discuss and provide direction as appropriate.

BACKGROUND:

FISCAL IMPACT: N/A

RECOMMENDATION: N/A